



Lasting Connections

DRUM AND WIRE MANAGEMENT SYSTEMS FOR COST-EFFICIENT WELDING





LASTING CONNECTIONS

As a pioneer in innovative welding consumables, Böhler Welding offers a globally unique range of products for joint welding. More than 2,000 products are being adapted continuously to the current industry specifications and customer requirements, certified by well-respected institutes and thus approved for the most demanding welding applications.

Our clients benefit from a partner with

- » expertise in joint welding and the best application support available worldwide
- » great depth of specialization and first-class product solutions for local and global challenges
- » an absolute focus on customer needs and their success
- » a worldwide presence through factories, offices and distributors

DRUM SYSTEMS FOR COST-EFFICIENT WELDING

Depending on the wire type and diameter, welding wires from voestalpine Böhler Welding can be supplied in round, square or octagonal drums with coil weights of 100 kg to 1200 kg. Extremely efficient results can be achieved with MIG/MAG welding, especially in mechanised and fully automated applications, as the duty cycle and production output are increased enormously due to the elimination of time-consuming spool changes.

The range of drum solutions within the three brands – Böhler Welding, UTP Maintenance and Fontargen Brazing – covers a broad spectrum of non-alloyed, low-alloyed and high-alloyed steels, as well as aluminium, nickel and copper alloys for welding, plating and alloys for welding, cladding, deposition welding and brazing. The product range includes solid wires, (metal powder) flux-cored wires and wires for submerged arc welding. A whole range of accessories are available for efficient on-site transport and installation of the drums, including various "Click and Go" guides to connect the drum and wire feed unit. In addition, we offer the LD Feed unit for an intelligent way to transport wire safely over long distances.





STREAMLINE YOUR WELDING PROCESSES

Higher plant availability

Using drums instead of 18 kg wire spools dramatically reduces downtime and makes up the lion's share of the savings. With a 500 kg drum, you save 26 spool changes of around 10 minutes each, and even with a 250 kg drum you still save 13 spool changes. This results in 260 or 130 minutes more arc burning time and a correspondingly higher productivity. Using drums directly reduces your welding costs and thus increases your competitiveness.

There are even more advantages:

Implementing a drum system with high-quality welding wires and matching accessories streamlines the MIG/MAG welding process (see table).

Features	Advantages for the user
Significantly reduced downtimes due to the elimination of spool changes	» Higher productivity
Continuous wire feeding during the entire welding process	» No repair or disposal of only partially welded parts » Higher production output
Problem-free wire lining thanks to high-quality welding wires and special conveyor systems	» Stable and effective welding processes
Controlled wire geometry	» Precisely positioned weld beads for mechanised and robotic welding
Effortless wire transport	» Reduced wear of feed components such as motors and feeder rolls

THE INDIVIDUAL COMPONENTS OF A HOMOGENEOUS SYSTEM



DRUMS AND DRUM HOODS

The welding wire drums from voestalpine Böhler Welding are round, square or octagonal. They are made from environmentally friendly materials and can be used with identical accessories despite their different geometric shapes. Round drums are very stable and are particularly suitable for rough transport and shop conditions. Square and octagonal drums are suitable for general use in controlled transport and shop conditions. The octagonal ECOdrum can be folded after use and stored to save space until disposal.







Octagonal drums:

Octagonal drums made of reinforced cardboard reduce costs for in-house transport and disposal.

- » The octagonal drums can be stored after use in a way that saves space
- » All components are recyclable

ECOdrum 100		Quantity on a pallet	Transparent hood Art. No. 25254	Black hood Art. No. 63718
520 x 480 mm 520 x 775 mm with hood				
ECOdrum 250		Quantity on a pallet	Transparent hood Art. No. 25254	Black hood Art. No. 63718
520 x 830 mm 520 x 1165 mm with hood				
ECOdrum 450		Quantity on a pallet	Transparent hood Art. No. 25254	Black hood Art. No. 30732
600 x 980 mm 600 x 1280 mm with hood				
ECOdrum 1200		Quantity on a pallet (Symbol photo)	Transparent hood Art. No. 53883	
1000 x 1100 mm 1000 x 1350 mm with hood				

Round drums

BASEdrum 250	Number of drums on a Euro pallet	Transparent hood Art. No. 25254
Ø 520 x 780 mm Ø 520 x 1080 mm with hood		
CLIMAdrum 250	Number of drums on a Euro pallet	Transparent hood Art. No. 25254
Ø 520 x 780 mm Ø 520 x 1080 mm with hood		
MEGAdrum 500	Number of drums on a Euro pallet	Black hood Art. No. 25660
Ø 658 x 910 mm		

Square drums

SQUAREdrum 300	Number of drums on a Euro pallet	Grey hood Art. No. 64893
550 x 550 x 925 mm 550 x 550 x 1185 mm with hood		
SQUAREdrum 500 & 550	Number of drums on a Euro pallet	Grey hood (optional) Art. No. 64894
720 x 720 x 1080 mm 720 x 720 x 1140 mm with integrated hood		

Drums for aluminium wires:

BASEdrum 40, BASEdrum 80	Number of drums on a Euro pallet	Transparent hood Art. No. 46576
BASEdrum 40 Ø520 x 390mm BASEdrum 80 Ø520 x 800mm		
MEGAdrum 100, MEGAdrum 200, MEGAdrum 250	Number of drums on a Euro pallet	Transparent hood Art. No. 21747 (Ø650mm) Art. No. 42333 (Ø750mm)
MEGAdrum 100 Ø650 x 560mm MEGAdrum 200 Ø650 x 950mm MEGAdrum 250 Ø750 x 950mm		
SQUAREdrum 173	Number of drums on a Euro pallet	Grey hood Art. No. 64894
SQUAREdrum 173 720 x 720 x 970 without hood 720 x 720 x 1380 with hood		

Drums for submerged arc wires

SAWdrum 250 SAWdrum 350	Number of drums on a Euro pallet: 2	
SAWdrum 250 Ø570 x 970mm SAWdrum 350 Ø570 x 970mm		

DRUM AND APPLICATION MATRIX

Designation	Weight in kg				Ø mm	MIG/MAG	Flux-cored wire	Submerged arc solid wire	Submerged arc cored wire	Aluminium
BASEdrum	80				1.2 - 1.6					x
BASEdrum	250				0.8 - 1.6	x	x	x		
CLIMAdrums	100	150	200	250	0.8 - 1.6	x	x	x		
MEGAdrums	100	200			1.2 - 1.6					x
MEGAdrums	500				0.8 - 1.6	x		x		
ECOdrums	100	250			0.8 - 1.6	x	x	x		
ECOdrums	300	400	450		0.8 - 1.6	x	x	x		
ECOdrums	1200	1000			1.2 - 4.0	x		x		
SQUAREdrums	300				0.8 - 1.6	x				
SQUAREdrums	50	173			1.2 - 1.6					x
SQUAREdrums	500				2.0 - 2.4			x		
SQUAREdrums	550				0.8 - 1.6	x		x		
SAWdrum clockwise	250				2.4 - 4.0				x	
SAWdrum anti-clockwise	350				2.0 - 5.0			x		
SAWdrum anti-clockwise	200	250	350		2.0 - 5.0			x		
CLIMA-SAWdrum clockwise	350				2.0 - 5.0			x	x	
CLIMA-SAWdrum anti-clockwise	350				2.0 - 5.0			x		



3-strap technology

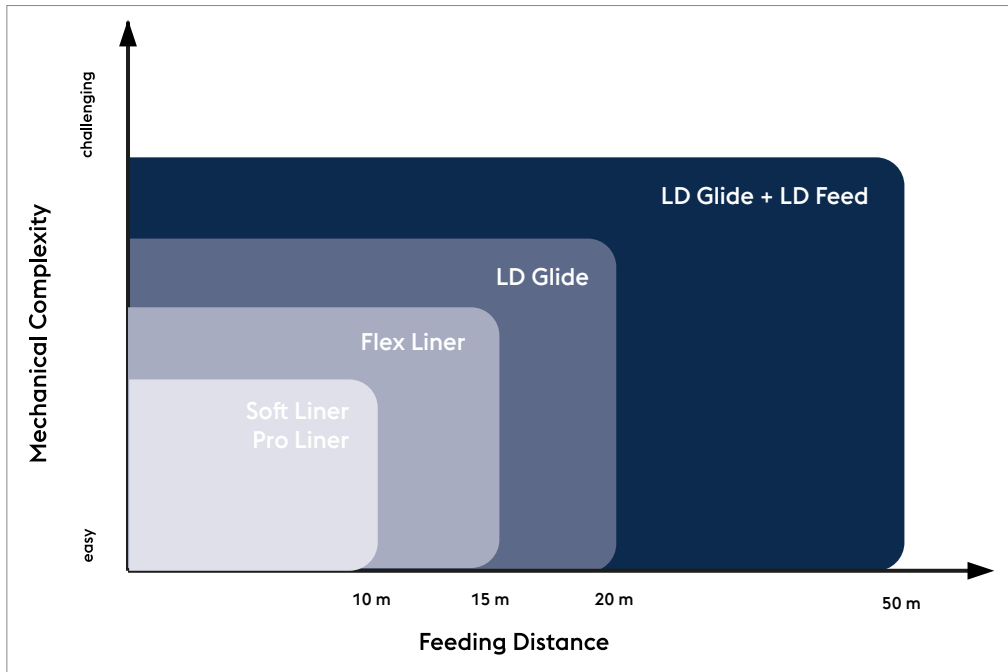
Wire drums enable trouble-free welding without changing spools. However, other factors also influence the expected result. It starts with the production and spooling of the wire into the drum. The handling of the drums during transport and storage also has an influence on the unwinding behaviour of the welding wire. The wire liner system, wire feed, wire guide and torch also have a considerable influence on the result.

voestalpine Böhler Welding drums are designed for maximum reliability. They use state-of-the-art wire liner technology. The 3-strap technology guides the unwinding ring on the wire using three straps.

Another distinct advantage of the 3-strap technology is that the wire cannot get caught between the ring and the drums. This effectively avoids disruptions when unwinding the wire.

WIRE LINER SYSTEMS

Recommendations according to mechanical complexity, conveying distance and material:



		Soft Liner	Pro Liner	Flex Liner	LD Glide	LD Glide + LD Feed
Mechanical Complexity	Low	●	●			
	Medium	(●)	(●)	●		
	High			(●)	●	
	Extreme				●	●
Conveying Distance	≤ 10 m	●	●			
	≤ 15 m			●		
	≤ 20 m				●	
	> 20 m					●
Material	C steels		●	●	●	●
	CrNi steels or high-alloy steels	●	(●)	●	●	●
	Nickel alloys				●	●
	Aluminium alloys	●			●	●
	Copper alloys	(●) - max 5 m			●	●
Investment	Low	●				
	Medium		●	●		
	High				●	●

● = recommended

(●) = possible, with restrictions



böhlerwelding

welding
by Voegtli









Soft Liner for high-alloyed welding wires, aluminium, copper and nickel alloys

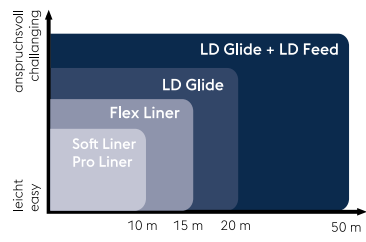


The Soft Liner "Click-and-Go" is a polyethylene wire liner tube for high-alloyed welding wires, aluminium, copper and nickel alloys or also for solid, cored or metal powder filler wire. The Soft Liner connects seamlessly with the barrel connector and the quick coupling CRNG40 without any disruptive transitions. The Soft Liner Set (available as 4 m, 8 m and 12 m set) contains all the necessary connections to connect the wire liner to the drum on one side and to the wire feed unit on the other side.

Please note that your welding machine may require a separate connection for the wire feed unit. Please contact your welding machine manufacturer for this. The couplings are insulated to avoid direct contact between wire and coupling.

A universal aluminium wire feed connector can be ordered under Art. No. 39722. If this connector does not fit, a suitable one must be ordered directly from the welding machine manufacturer.

Drum hoods						
Round hoods with clamping ring: BASEdrum 40, 80 & 250 CLIMAdrum 250 MEGAdrum 100, 200 & 250 others: ECOdrum 100, 250 & 400		Transparent Ø520 mm Art. No. 25254		Black Ø520 mm (Standard EU) Art. No. 21071 Ø510 mm (Special application) Art. No. 26847		Transparent for aluminium Ø520 mm Art. No. 46576 Ø650 mm Art. No. 21747 Ø750 mm Art. No. 42333
Octagonal hoods ECOdrum 100, 250, 400 & 1200		Black ECOdrum 100 & 250 Art. No. 63718 ECOdrum 400 Art. No. 30732		Transparent ECOdrum 1200 Art. No. 53883		
Round hoods with cuff MEGAdrum 100, 200, 400 & 500		Black Ø650 mm Art. No. 25660				
Square hoods SQUAREdrum 50, 173, 300, 500 & 550		Gray SQUAREdrum 300 Art. No. 64893		Gray SQUAREdrum 50, 173, 500 & 550 Art. No. 64894		



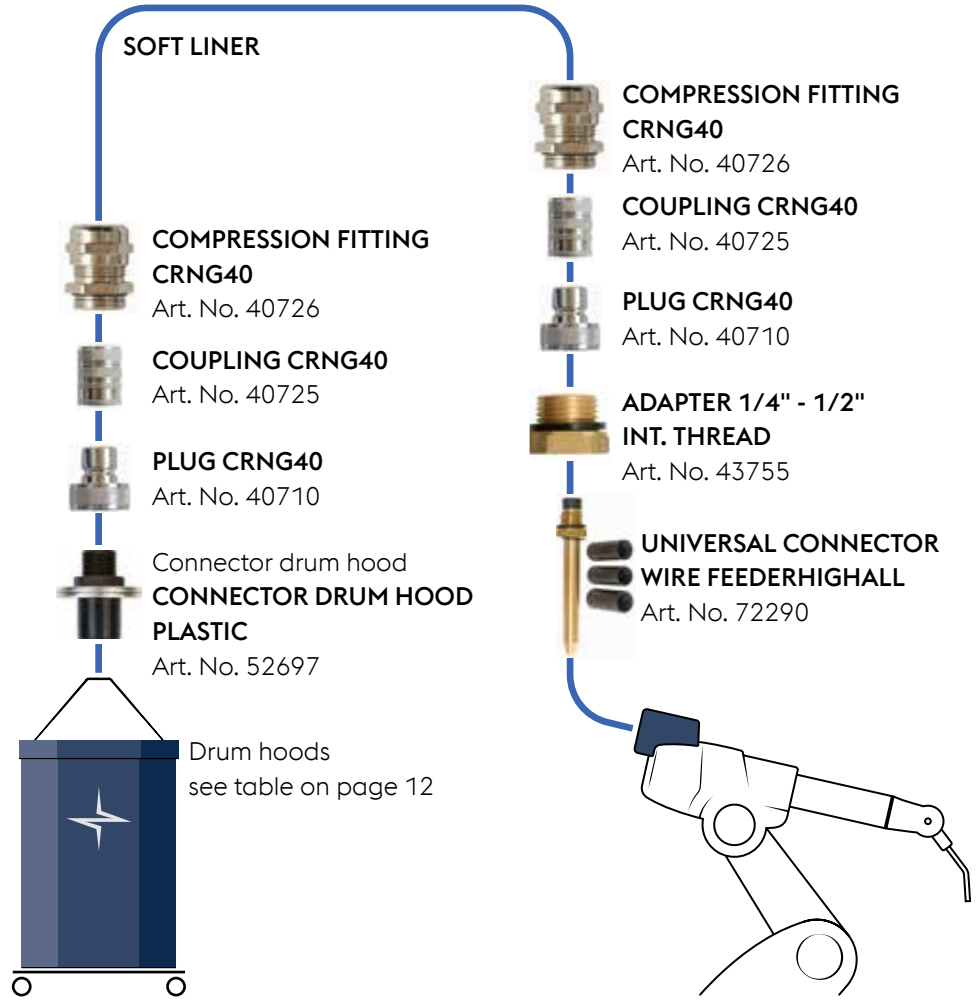
SOFT LINER STAINLESS CONNECT - READY TO USE

- Soft Liner - Ready to use 4m***
Art. No. 44018
- Soft Liner - Ready to use 8m***
Art. No. 44019
- Soft Liner - Ready to use 12m***
Art. No. 44020

*All configurations consist of the parts shown on the left (excl. hoods).

For individual lengths:
Soft Liner - Ring 50 m**
Art. No. 35750

**Order connections separately



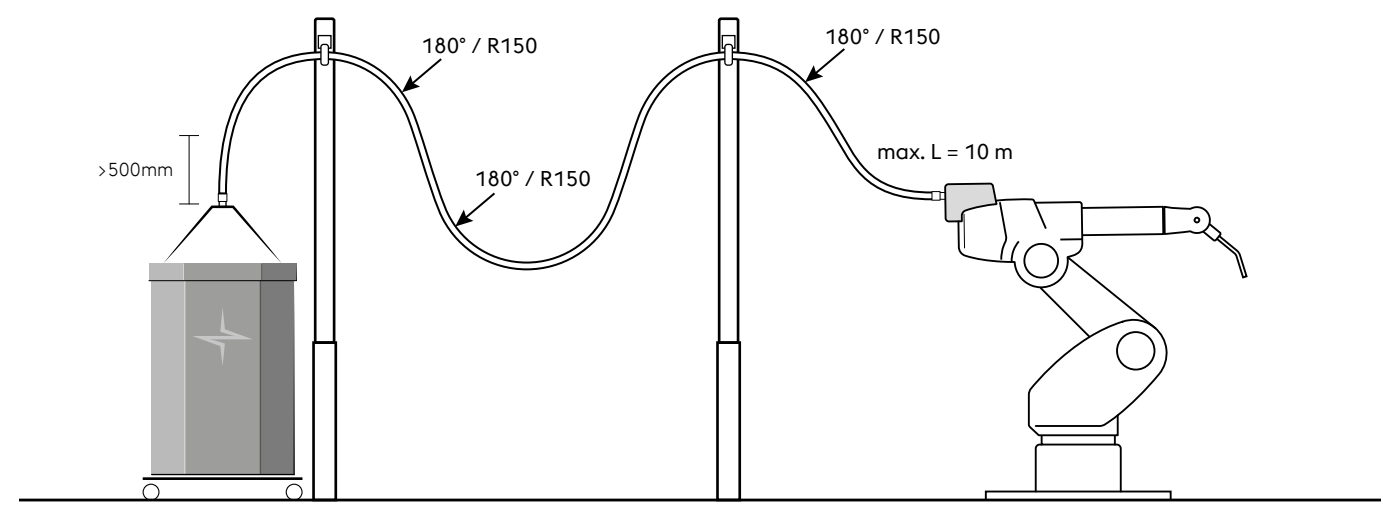
SOFT LINER STAINLESS CONNECT - READY TO USE

- Soft Liner - Ready to use 4m***
Art. No. 44018
- Soft Liner - Ready to use 8m***
Art. No. 44019
- Soft Liner - Ready to use 12m***
Art. No. 44020

*All configurations consist of the parts shown on the left (excl. hoods).

For individual lengths:
Soft Liner - Ring 50 m**
Art. No. 35750

**Order connections separately



Pay attention to the suspension of the SOFT LINER and do not lay it over sharp edges!
Interference with the wire feed can occur if the permissible bending radii are undershot and there are too many bending radii. Observe the specifications for the permissible bending angles, bending radii and maximum lengths up to a maximum of 10 m.









Pro Liner for unalloyed and low-alloyed welding wires

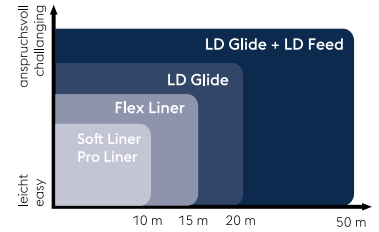
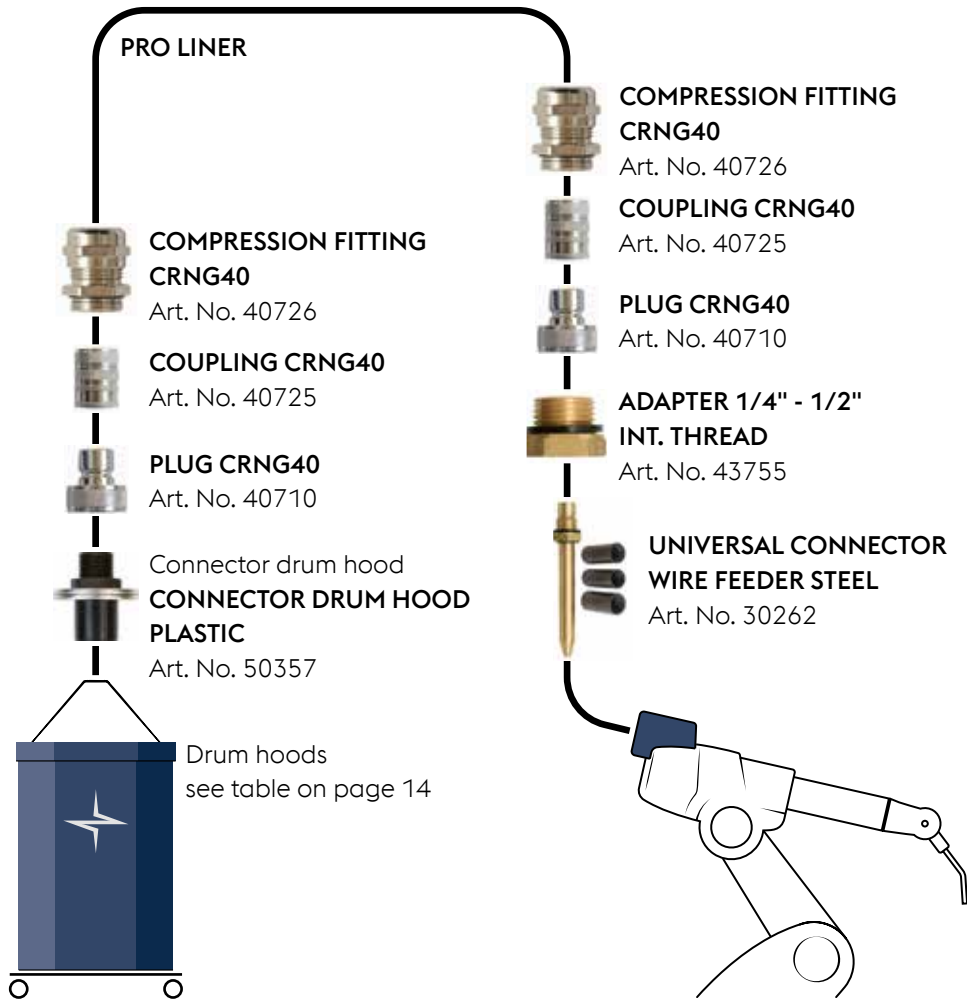
The Pro Liner "Click-and-Go" spiral wire liner tube made of hardened steel with rounded edges, a tensile strength of more than 1,500 N/mm² and double sheathing (polyethylene on the inside and polyamide on the outside) is manufactured for unalloyed and low-alloyed welding wires that are subject to extreme strains and can also be used for robotic applications. The Pro Liner Set (available as a 4 m, 8 m and 12 m set) contains all the connections needed to connect the wire liner to the drum on one side and to the wire feed unit on the other.

The Pro Liner connects seamlessly with the drum connector and the CRNG40 quick coupling without any disruptive connections. For customer-specific assemblies, longer Pro Liner wire liners can be ordered separately on 30.5m coils (Art. No. 44016) or 50m coils (Art. No. 35753). The coils are supplied without connections and can be customised.

If the supplied connection does not fit the welding machine used, a suitable one should be ordered from the manufacturer of the wire feed unit or welding machine.



Drum hoods						
Round hoods with clamping ring: BASEdrum 40, 80 & 250 CLIMAdrum 250 MEGAdrum 100, 200 & 250 others: ECOdrum 100, 250 & 400		Transparent Ø520 mm Art. No. 25254		Black Ø520 mm (Standard EU) Art. No. 21071 Ø510 mm (Special application) Art. No. 26847		Transparent for aluminium Ø520 mm Art. No. 46576 Ø650 mm Art. No. 21747 Ø750 mm Art. No. 42333
		Black ECOdrum 100 & 250 Art. No. 63718 ECOdrum 400 Art. No. 30732		Transparent ECOdrum 1200 Art. No. 53883		
		Black Ø650 mm Art. No. 25660				
		Gray SQUAREdrum 300 Art. No. 64893		Gray SQUAREdrum 50, 173, 500 & 550 Art. No. 64894		



PRO LINER CONNECT -
READY TO USE

Pro Liner - Ready to use 4 m*

Art. No. 44012

Pro Liner - Ready to use 8 m*

Art. No. 44013

Pro Liner - Ready to use 12 m*

Art. No. 44015

*All configurations consist of the parts shown on the left (excl. hoods).

For individual lengths:

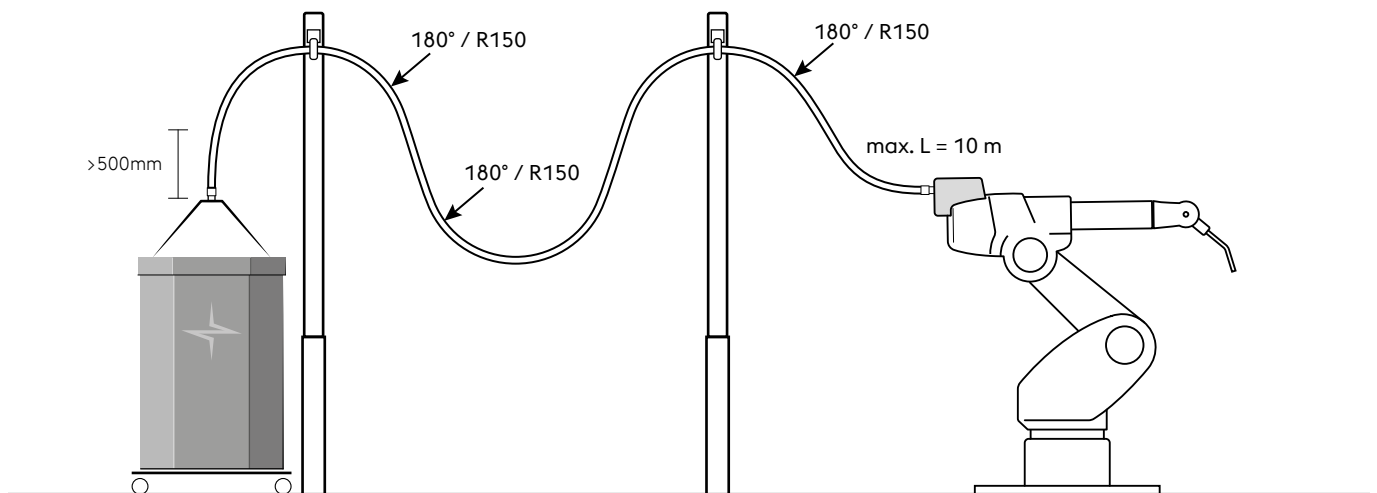
Pro Liner - Ring 30.5 m**

Art. No. 44016

Pro Liner - Ring 50 m**

Art. No. 35753

**Order connections separately



Pay attention to the suspension of the PRO LINER and do not lay it over sharp edges!









Interference with the wire feed can occur if the permissible bending radii are undershot and there are too many bending radii. Observe the specifications for the permissible bending angles, bending radii and maximum lengths up to a maximum of 10 m.

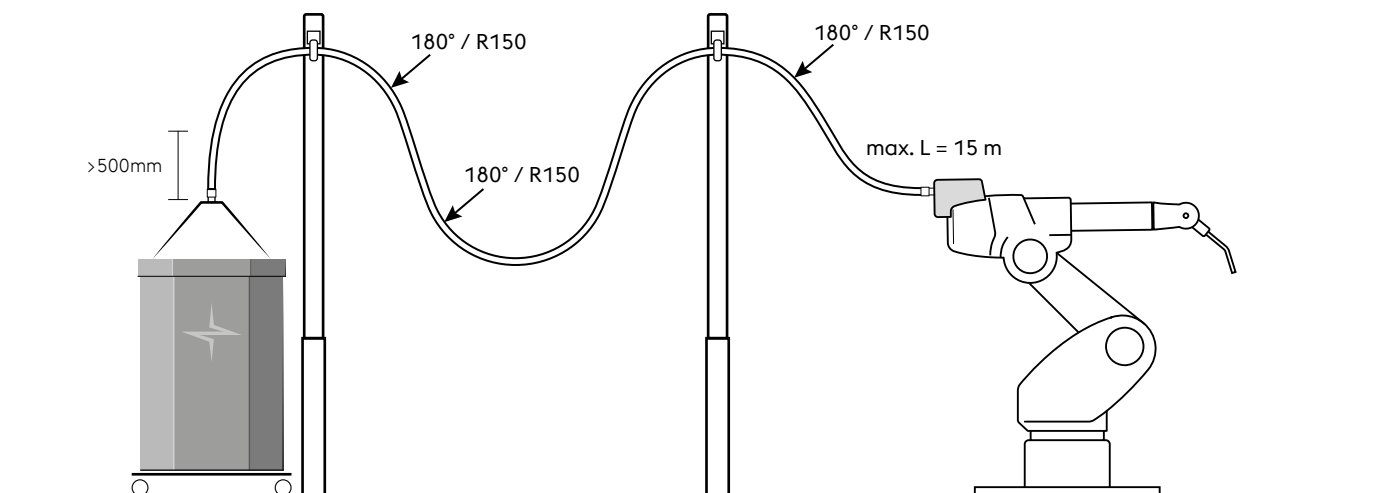
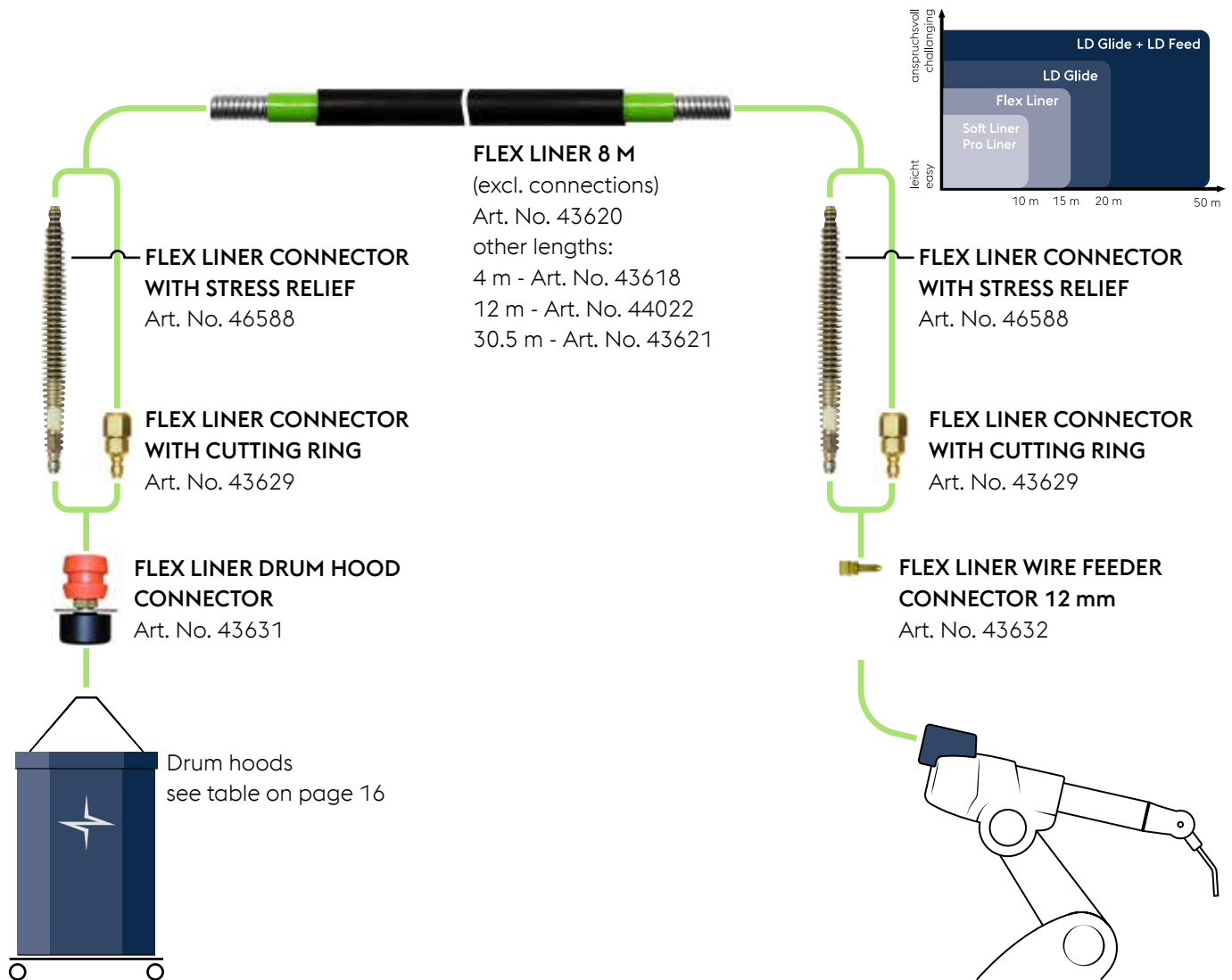
Flex Liner for unalloyed, low-alloyed and high-alloyed welding wires

The Flex Liner is designed for robotic applications that require a high degree of mobility and flexibility. It features a low-friction elliptical wire spring liner and is encased in a single splash-proof outer jacket.

It can be used for all types of unalloyed, low-alloyed and high-alloyed welding wires (max. wire diameter Ø 1.6 mm) for a conveying distance of up to ~15 m, especially in robotic applications with high movement speeds, and is a good solution for robotic welding cells with limited space between the drum and robot.



Drum hoods						
Round hoods with clamping ring: BASEdrum 40, 80 & 250 CLIMAdrum 250 MEGAdrum 100, 200 & 250 others: ECOdrum 100, 250 & 400		Transparent Ø520 mm Art. No. 25254		Black Ø520 mm (Standard EU) Art. No. 21071 Ø510 mm (Special application) Art. No. 26847		Transparent for aluminium Ø520 mm Art. No. 46576 Ø650 mm Art. No. 21747 Ø750 mm Art. No. 42333
	Octagonal hoods ECOdrum 100, 250, 400 & 1200		Black ECOdrum 100 & 250 Art. No. 63718 ECOdrum 400 Art. No. 30732		Transparent ECOdrum 1200 Art. No. 53883	
Round hoods with cuff MEGAdrum 100, 200, 400 & 500		Black Ø650 mm Art. No. 25660				
Square hoods SQUAREdrum 50, 173, 300, 500 & 550		Gray SQUAREdrum 300 Art. No. 64893		Gray SQUAREdrum 50, 173, 500 & 550 Art. No. 64894		



Pay attention to the suspension of the FLEX LINER and do not lay it over sharp edges!

Interference with the wire feed can occur if the permissible bending radii are undershot and there are too many bending radii. Observe the specifications for the permissible bending angles, bending radii and maximum lengths up to a maximum of 15 m.

INSTALLATION IN NINE SIMPLE STEPS



1

Remove the perforated part from the lid with the instructions and remove the remaining lid from the drum.



2

Cut the wire loose



3

Remove the transport lock



4

Remove the drum connector from the wire liner tube.



5

Attach the drum connection piece to the drum hood



6

Put on the drum hood



7

Place the cover over the hood onto the drum.



8

Snap the desired wire liner tube into the hood.



9

Thread the wire through the liner tube

Alternative steps for round drums:

6



Open the clamping ring and remove the cover

7



Put on hood and close clamping ring

Follow this link for a video on the installation:
https://www.youtube.com/watch?v=SDf_Fzh9NBo

HIGH-END SOLUTION

LD Glide & LD Feed:

The Böhler Welding LD Glide and LD Feed wire liner system comes with user-friendly couplings and expert support for customising configurations for virtually any plant architecture.

Böhler Welding LD Feed is an intelligent booster that supports wire liners in the most demanding configurations. It can be used for MIG/MAG and TIG hot and cold wire welding. It is positioned above the wire drum and feeds the wire into the Böhler Welding LD Glide. The Böhler Welding LD Feed works independently of the installed welding equipment and records the production and welding data.

Communication in the production IT environment is easy via Ethernet and USB connections.

The wire feed can be fully controlled, even remotely. The intelligent LD Feed Booster sends warning text messages, warning signals via the signal light or e-mails when certain parameters fall below or exceed preset limits. Böhler Welding LD Glide is a professional wire liner for feeding over long distances and guarantees stable welding processes. It is the ideal connection between Böhler Welding wire drums and robot systems, for any welding wires. Connections for various wire feeding systems are available. The Böhler Welding LD Glide is available in individual lengths.



Dome Connection Group (wire feed system):

The Dome Connection Group (Art. No. 82394) can be used as an alternative to the supplied drum hoods connection (Fig. A), for easier unwinding of the wire from the drum. This connection is suitable for steel and aluminium wires. The internal wire liner can be removed and cleaned if necessary. Other advantages include the avoidance of wire knots and contact or dragging with components of the drum.


LD Glide:

In case of higher complexity when laying the wire liner over a distance of up to 20 m, the LD Glide wire guide (Art. No. 82392) should be selected for wires up to 1.6mm. This applies to wires made of nickel alloys as well as solid and cored wires (all wire types and alloys) and aluminium wires. The length can be customised; please specify this in the order. If the wire needs to be lined over a longer distance (>20m), the LD Feed (Art. No.24584) is recommended for additional support.



Wire infeed system, picture A, art. No. 82394

LD Glide & LD Feed for unalloyed, low-alloyed and high-alloyed welding wires

Drum hoods						
Round hoods with clamping ring: BASEdrum 40, 80 & 250 CLIMAdrum 250 MEGAdrum 100, 200 & 250 others: ECOdrum 100, 250 & 400		Transparent Ø520 mm Art. No. 25254		Black Ø520 mm (Standard EU) Art. No. 21071 Ø510 mm (Special application) Art. No. 26847		Transparent for aluminium Ø520 mm Art. No. 46576 Ø650 mm Art. No. 21747 Ø750 mm Art. No. 42333
Octagonal hoods ECOdrum 100, 250, 400 & 1200		Black ECOdrum 100 & 250 Art. No. 63718 ECOdrum 400 Art. No. 30732		Transparent ECOdrum 1200 Art. No. 53883		
Round hoods with cuff MEGAdrum 100, 200, 400 & 500		Black Ø650 mm Art. No. 25660				
Square hoods SQUAREdrum 50, 173, 300, 500 & 550		Gray SQUAREdrum 300 Art. No. 64893		Gray SQUAREdrum 50, 173, 500 & 550 Art. No. 64894		

LD Feed function overview



- » "Cold wire" - motor control function
- » "Arc voltage" - motor control function
- » Brushless motor
- » Digital touch screen control for more precise parameter settings
- » Instructional videos accessible through QR codes
- » 24 volt transformer
- » Swivel attachment
- » Quick connectors for LD Glide
- » Hard plastic feed rollers for aluminium welding wires
- » Steel conveyor rollers for non-alloy and low-alloy steels
- » CE certified

LD Feed

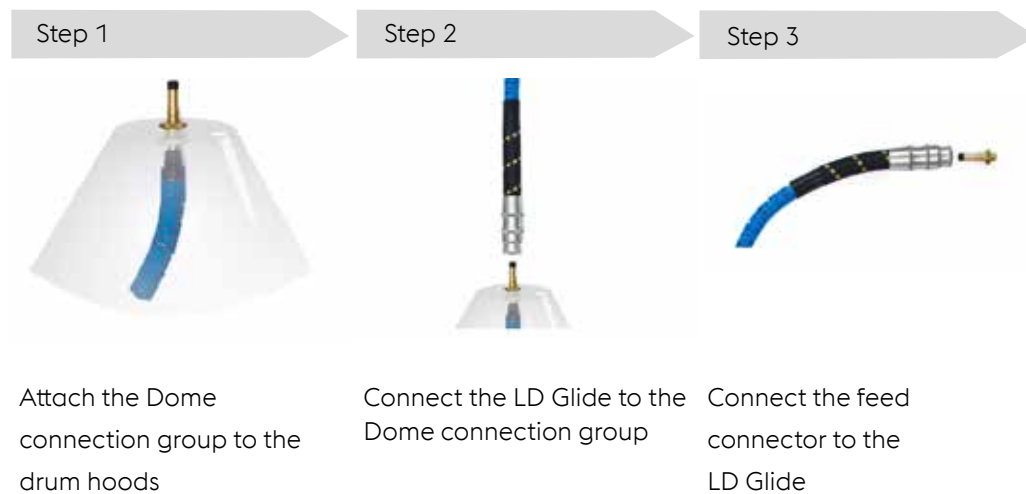
A reliable stand-alone auxiliary wire feed.

LD Feed is an intelligent booster that supports the wire feed in the most demanding set-ups. It can be operated in MIG/MAG as well as in hot and cold wire TIG processes. It is positioned above the wire barrel and the wire liner follows it into the LD Glide.

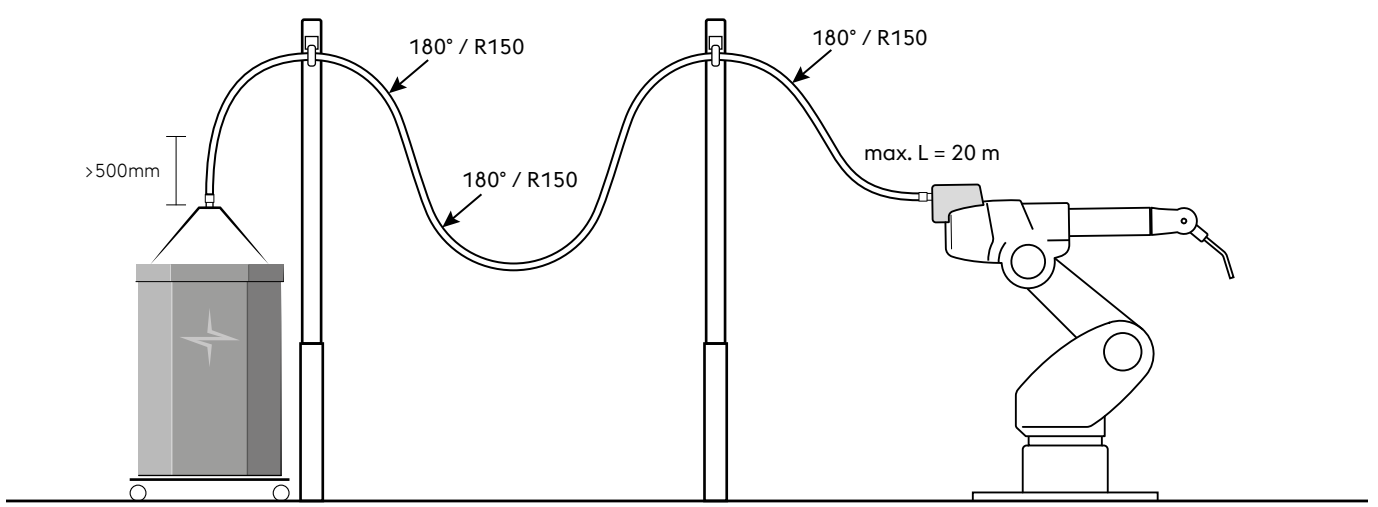
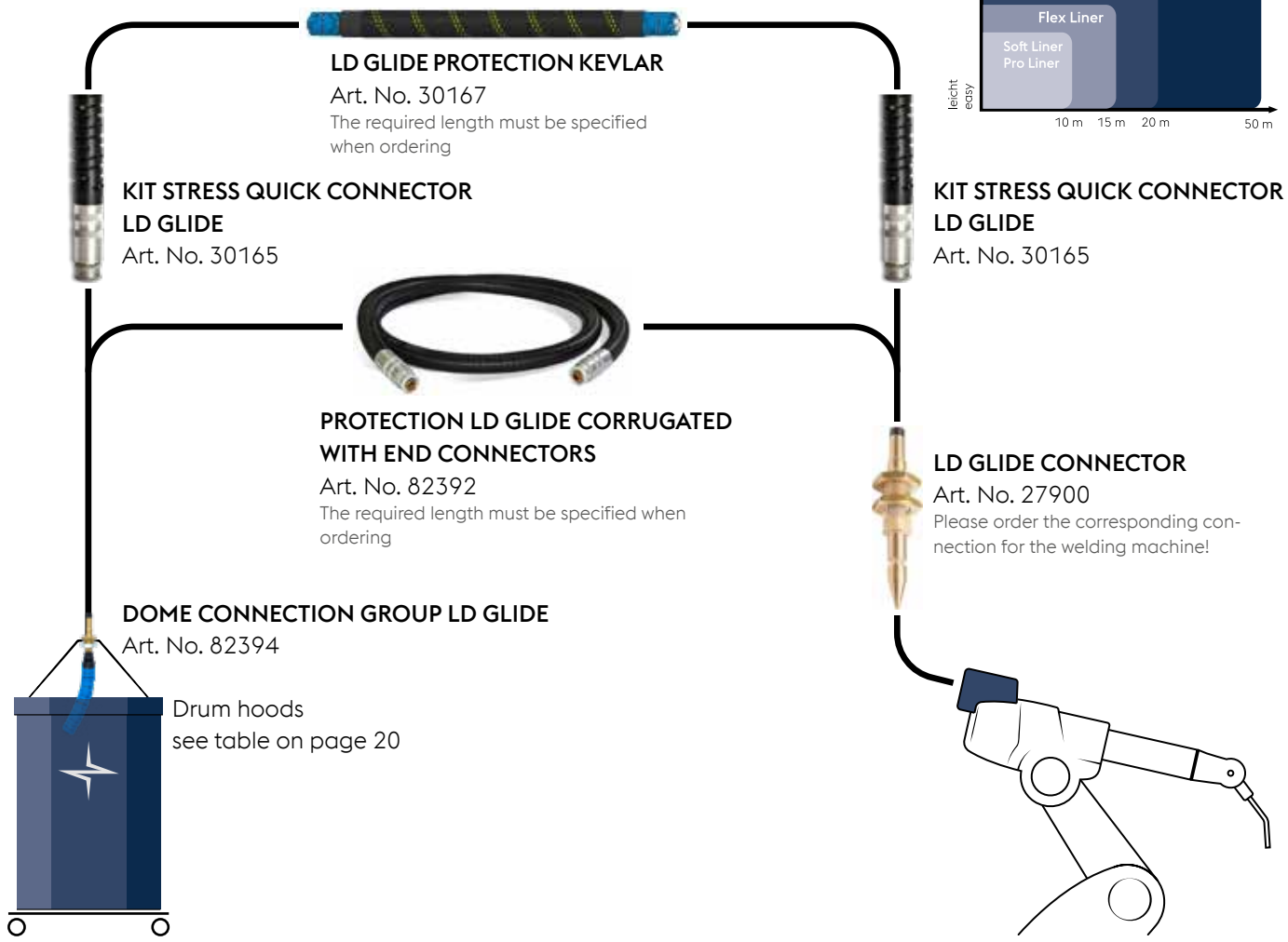
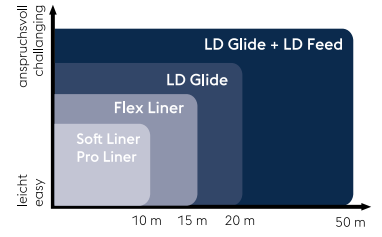
The LD Feed operates independently of the installed welding equipment and records productivity and welding data. Communication within the production IT environment is easy via Ethernet and USB connectivity. It also allows full control of the welding process remotely.

Installation instructions:

The LD Glide comes pre-assembled with connectors already connected, making installation very simple



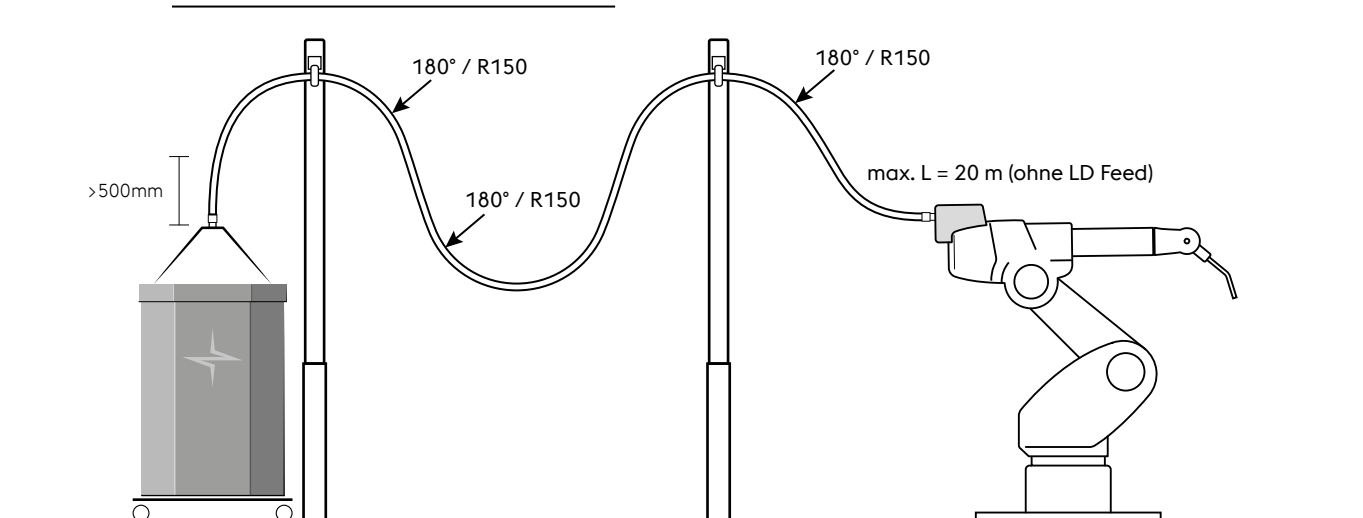
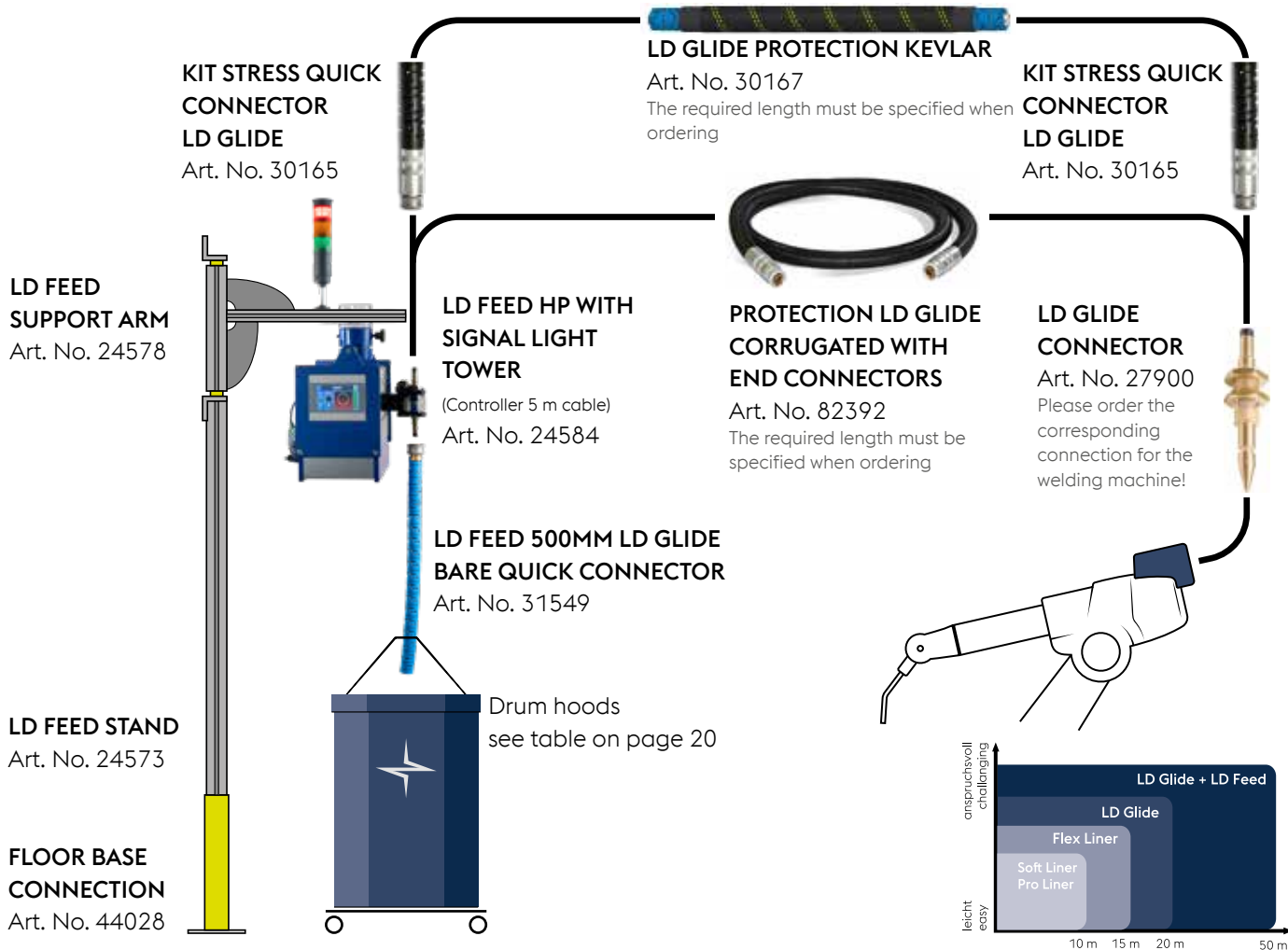
LD Glide for unalloyed, low-alloyed, medium-alloyed and high-alloyed welding wires



Pay attention to the suspension of the LD Glide and do not lay it over sharp edges!

Interference with the wire feed can occur if the permissible bending radii are undershot and there are too many bending radii. Observe the specifications for the permissible bending angles, bending radii and maximum lengths and use our LD Feed for wire feeding distances > 20 m.

LD Glide & LD Feed for unalloyed, low-alloyed and high-alloyed welding wires



Pay attention to the suspension of the LD Glide and do not lay it over sharp edges!

Interference with the wire feed can occur if the permissible bending radii are undershot and there are too many bending radii. Observe the specifications for the permissible bending angles, bending radii and maximum lengths and use - see 19 for wire feeding distances > 20 m - see p. 19.

CUSTOMER BENEFITS OF THE LINER SYSTEMS

Soft Liner for high-alloyed welding wires, aluminium, copper and nickel alloys	
Application	For short feed distances of all aluminium, copper and nickel alloys and also high-alloy wires.
Area of application	For statically used wire drives as well as for slowly dynamically used drives, such as wire drive on the third axis of the robot, automatic welding machines, small robot cells and manual workplaces.
Laying	Tight bends and loops should be avoided, as well as laying in small or narrow cable runs.
Features	Softliner is a PE tube (without wire conveyor core) with high density, a low sliding friction coefficient and still good resistance. The friction coefficient is higher and it allows for a max. length of approx. 10 m and a bending radius/angle of max. approx. 450°.
Handling	The liner must be blown out regularly.
Assembly	It can be laid without any prior knowledge. Longer, free-hanging liner pieces must be suspended using a balancer.
Customer benefits	Reduction of non-productive time due to wire feed disturbances. Fewer wire liner changes necessary due to less frictional resistance. Optimum utilisation of workshop space due to flexible installation of the drum system (450 degree bending angle possible). Cost-effective wire liner - little investment necessary.

Pro Liner for unalloyed and low-alloyed welding wires	
Application	For all unalloyed and low-alloyed wires with short feed distances. The length can be 10 m and the bending angle 1,300°.
Area of application	For statically used wire drives as well as for slowly dynamically used drives (automatic welding machines, small robot cells and manual workplaces).
Laying	Tight bends and loops should be avoided, as well as laying in small or narrow cable runs.
Features	The liner's very high rigidity (to the side and in the direction of wire feed) enables a constant wire feed. Minimal friction, double insulation and smooth round edges in the radii. Extremely high wear resistance and low sliding friction coefficient at the same time. The steel spiral is made of flat wire with rounded edges and a tensile strength of more than 1,500 N/mm ² . The Pro Liner is stiff, yet still allows for a large bending radius. Excellent durability, even under extreme loads.
Handling	The liner must be blown out regularly.
Assembly	It can be laid without any prior knowledge. Longer, freely suspended liner pieces must be suspended using a balancer.
Customer benefits	A feed length of up to 10 m is possible, thus maximising the utilisation of workshop space through flexible installation of the drum system. Reduced non-productive time due to wire liner malfunctions, burnt wire and other wire liner malfunctions compared to the Softliner. In addition, the risk of interruptions in the process is reduced, which means less repair work on the component. Downtime due to wire liner malfunctions is possible even in the harsh workshop environment. Less risk of interruptions due to short-circuits at the wire liner. Less spatter in the starting process as well as during welding due to constant arc length. Reduction of wire abrasion and the associated problems.

Flex Liner

for unalloyed, low-alloyed and high-alloyed welding wires

Application	For all unalloyed and low-alloyed as well as high-alloyed wires at medium wire feeding distances. The length can be 15 m and the bending angle 1,300°.
Area of application	Can be used for static as well as dynamic (fast robot movements such as wire drive on the third axis of the robot) applications.
Laying	The Flex Liner can be used for tight bends with a radius of approx. 400 mm and also for laying in cable runs. (The adapter with the anti-kink spring is required).
Features	The use of 2 sheaths (with different properties) around the spring coil allows for extremely flexible movements with excellent recovery properties. The rounded edges of the spring spiral reduce the wire feeding resistance and the build-up of abrasion. The Flex Liner can be cut to any desired length, eliminating the need for oversized wire feed hoses. Liner can be replaced without changing plugs and a universal connector is provided for any wire liner. The ceramic inlet prevents the thread from being scraped off and thus also prevents the liner from becoming soiled.
Handling	The liner must be blown out regularly.
Assembly	It can be laid without any prior knowledge. Longer, free-hanging liner pieces must be suspended using a balancer.
Customer benefits	A feed length of up to 15 m is possible, which maximises the utilisation of the workshop space through flexible installation of the drum system. In addition, the risk of interruptions in the process is reduced, which means less repair work on the component. Downtime due to wire liner malfunctions is possible even in the harsh workshop environment. Less risk of interruptions due to short-circuits at the wire liner. Less spatter in the starting process as well as during welding due to constant arc length. Reduction of wire abrasion and the associated problems.


LD Glide & LD Feed

for unalloyed, low-alloyed and high-alloyed welding wires

Application	Suitable for all wires up to 1.6 mm diameter.
Area of application	Can be used for static (with sheathing tube) as well as for dynamic (with Kevlar sheathing) applications for fast robot movements such as wire drive on the third axis of the robot.
Features	The LD Glide in its 2 variants can be used for wire feeding distances of up to 50 m (from approx. 20 m with the LD Feed). The system offers excellent wire feeding properties (even in large robot gantry systems) over a very long period of time. Problem-free wire transport thanks to high quality and special feed system. The digital control with touch screen enables precise (password protected) function regulation and parameter setting. Precise wire positioning for mechanised and automated welding, as well as controlled and constant parameters with perfect start-up performance.
Handling	The liner must be blown out regularly.
Assembly	Prior knowledge is required for planning and laying. Longer, free-hanging liner pieces must be suspended using a balancer. A feed length of up to 20 m is possible, thus maximising the utilisation of the workshop space due to the flexible installation of the drum system (in total, bending angles of 450 degrees are possible). Virtually maintenance-free, which increases the duty cycle of the robot. The time can be used for welding the components. Downtimes, malfunctions and non-productive times are reduced to an absolute minimum, especially in series and shift operations. This is a great advantage, especially in unmanned production. Less spatter in the starting process as well as during welding due to constant arc length. This is made possible by the low feed force required for the wire feed. The reason for this is the almost frictionless wire transport in the LD Glide. Even after longer welding times, the parameters remain constant. Reduction of wire abrasion and the associated problems. Errors involving poor fusion can be avoided due to the precise wire positioning.


ADDITIONAL ACCESSORIES

Wire straightener (Art. No.69893)



The wire straightener feeds the straightened welding wire into the liner tube and into the wire feeder.

For a better wire alignment, always use two wire straighteners which are offset by 90 degrees. Herefore you need the Adapter Art. No. 34196. The unit can be used for any welding wire from 0.6 mm to 3.2 mm diameter. The configuration including adapters and connections can be seen in the following illustrations.




Transport trolley (Art. No. 86594)

For easy transport of all round or octagonal drums.



Lifting device (Art. No. 28373 u. 35284)

Lifting traverse with CE certification according to EN 13155 for safe transport by overhead crane or fork-lift truck.



The following lifting device is recommended for lifting and transporting drums, depending on the weight and dimensions of the drum:

Lift 250 (Art. No. 28373)

max. payload 330 kg

ECOdrum 100

ECOdrum 250

BASEdrum 250

SQUAREdrum 300

Lift 550 (Art. No. 35284)

max. payload 550 kg



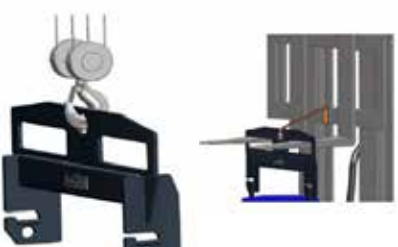
ECOdrum 400

MEGAdrum 500

Swing Stop - Secure Handling (Art. No. 38808)

The SwingStop is available for safe lifting and transporting of drums.
The Swing Stop can be mounted on both the Lift 250 and the Lift 550.



	» Drums equipped with a sling can be transported using the transport lugs.
	» Drums equipped with metal handles can be transported using separate lifting chains.
	» The lifting devices Lift 250 and Lift 550 enable transport with overhead travelling cranes or forklift trucks. There is a central hole for fastening the lifting device for transport with forklift trucks

Always use the right welding wire

Our round and octagonal welding wire drums can be optionally equipped with RFID tags (radio frequency identification tags) for processors with high safety and quality assurance requirements for series production. These can be read by normal barcode readers and/or RFID scanners, or used in conjunction with our ViewSystems MESprotect for automatic material recognition.

MESprotect is a quality assurance device that guarantees the use of the correct welding wire in series production by eliminating human error. If the wrong wire is used, MESprotect stops the welding station immediately, thus avoiding expensive rework and possible complaints later on.

What can RFID tags do?

- » The RFID tag contains precise information about material quality, diameter and packaging size according to EAN/GTIN.
- » The data is coded according to GS 1-128.
- » Suitable marking and reader systems must be available to read the data in order to use RFID labels.
- » The RFID tag can be used to automatically read out whether the correct welding materials or material grades and articles are used for a specific welding task in the production process.



RFID label































RFID chip



Art. No.	Designation	Image
35753	PRO LINER 50 m	
35750	SOFT LINER STAINLESS 50 m	
50357	CONNECTOR DRUM HOOD CERAMIC	
52697	CONNECTOR DRUM HOOD PLASTIC	
54706	CONNECTOR DRUM HOOD CERAMIC-4 mm	
39722	QUICK CONNECTOR ALUMINIUM SKSPF5	
72290	UNIVERSAL CONNECTOR WIRE FEEDERHIGHALL	
30262	UNIVERSAL CONNECTOR WIRE FEEDER STEEL	
43756	ADAPTER 1/4"-1/2" EXT.THREAD	
43755	ADAPTER 1/4"-1/2" INT.THREAD	
52698	DECOILING FINGER FOR DRUM 52	
44012	PRO LINER CONNECT 4 m READY TO USE	
44013	PRO LINER CONNECT 8 m READY TO USE	
44015	PRO LINER CONNECT 12 m READY TO USE	
44016	PRO LINER CONNECT 30.5 m	

Art. No.	Designation	Image
44018	SOFT LINER STAINLESS CONNECT 4 m READY TO USE	
44019	SOFT LINER STAINLESS CONNECT 8 m READY TO USE	
44020	SOFT LINER STAINLESS CONNECT 12 m READY TO USE	
44021	SOFT LINER STAINLESS CONNECT 30.5 m	
86478	PREMIUM LINER SAW-CONNECT 5 m	
40726	COMPRESSION FITTING CRNG40	
40725	COUPLING CRNG40	
40710	PLUG CRNG40	
43631	FLEX LINER DRUM HOOD CONNECTOR	
46588	FLEXLINER CONNECTOR WITH STRESS RELIEF	
43618	FLEX LINER 4 m W/O CONNECTOR	
43620	FLEX LINER 8 m W/O CONNECTOR	
44022	FLEX LINER 12 m W/O CONNECTORS	
43621	FLEX LINER 30.5 m W/O CONNECTOR	
43629	FLEX LINER CONNECTOR	
















Art. No.	Designation	Image
43675	FLEX LINER CONNECTOR A-10-XM	
43632	FLEX LINER WIRE FEEDER CONNECTOR 12 mm	
43630	FLEX LINER FERRULE CLAMPING RING	
69893	WIRE STRAIGHTENER	
64893	DRUM HOOD SQUAREdrum 300	
64894	DRUM HOOD SQUAREdrum 50-173-500	
46576	DRUM HOOD ALUDRUM-R520	
21747	DRUM HOOD ALUDRUM-R650	
25180	DRUM HOOD ECODRUM STANDARD	
25254	DRUM HOOD FLAT RIM TRANSPARENT	
26847	DRUM HOOD R510-FLAT RIM-BLACK	
21071	DRUM HOOD R520-FLAT RIM-BLACK	
26000	DRUM HOOD R584	
25660	DRUM HOOD R670 W LIP	
63718	DRUM HOOD ECODRUM 520	

Art. No.	Designation	Image
53883	DRUM HOOD ECOdrum 1200	
42333	DRUM HOOD ALUdrum R750	
30732	DRUM HOOD ECODRUM_HIGH	
25661	DRUM HOOD R500 W LIP	
68158	DRUM HOOD ECODRUM_LOW	
54707	DRUM HOOD SQUAREdrum 550 ENDLESS	
67717	CERAMIC PULLY FOR 24/7 ENDLESS DOMES	
85999	WOODENBALLS FOR ALUMINUM	
31548	ACCESSORIES AND TOOLKIT BOX FOR LD GLIDE	
34432	CONNECTOR 1/4" EXTERNAL THREAD	
81187	CONNECTOR LD GLIDE MILLER	
27903	LD GLIDE CONNECTOR CLOOS 3/8"	
27902	CONNECTOR LD GLIDE ESAB	
27900	LD GLIDE CONNECTOR FRONIUS TPS	
30174	LD GLIDE CONNECTOR FRONIUS TPSI M 20 X 2,5"	

Art. No.	Designation	Image
30195	CONNECTOR LD GLIDE HOOD CERAMIC INLET	
35809	LD GLIDE CONNECTOR IGM M 10 X 1"	
35285	LD GLIDE CONNECTOR KEMPPI	
30177	CONNECTOR LD GLIDE UP CERAMIC INLET	
81197	CONNECTOR LD GLIDE MALE THREAD M 20 X 1.5 AND 1/4" FEMALE THREAD	
30175	LD GLIDE CONNECTOR SKS 1/4"	
30180	CONNECTOR LD GLIDE WIRE WIZARD	
30181	CONNECTOR LD GLIDE - LD FEED 1/4"	
52644	LD CONNECTOR 1/8" EXT. THREAD	
24760	DETANGLER TUBE AND DOME SUPPORT FOR LD GLIDE	
82394	DOME CONNECTION GROUP LD GLIDE	
30191	INTERMEDIATE BRIDGE LD GLIDE	
24584	LD FEED SIGNAL LIGHT TOWER	
31549	LD FEED 500MM LD GLIDE BARE QUICK CONNECTOR	
24573	LD FEED STAND 2000 mm	

Art. No.	Designation	Image
31550	LD GLIDE BARE WITHOUT COATING	
40307	LD GLIDE MICRO	
40308	LD GLIDE MICRO KEVLAR COATED	
81558	LD GLIDE CORRUGATED HOSE	
82392	LD GLIDE CORRUGATED HOSE WITH END CONNECTORS	
81198	PROTECTION LD GLIDE KEVLAR WITH END CONNECTORS	
34433	PLASTIC INLET FOR CONNECTOR 1/4"	
30167	LD GLIDE PROTECTION KEVLAR	
30172	LD GLIDE QUICK CONNECTOR KEVLAR	
82396	QUICK CONNECT LD GLIDE CORRUGATED	
34431	SOCKET WIRE FEEDER	
81223	ROLLS FOR LD FEED (CENTRAL CORE + OUTER COVER) 0,90 / 1,00 mm WIRE	
35305	ROLLS FOR LD FEED (CENTRAL CORE + OUTER COVER) 1,20 / 1,60 mm WIRE	
81224	ROLLS FOR LD FEED (ONLY OUTER METAL COVER) 0,90 / 1,00 mm WIRE	
81225	ROLLS FOR LD FEED (ONLY OUTER METAL COVER) 1,20 / 1,60 mm WIRE	

Art. No.	Designation	Image
30165	KIT STRESS QUICK CONNECTOR LD GLIDE	
24578	LD FEED SUPPORT ARM	
34189	ADAPTER WIRE STRAIGHTENER IN-OUT	
34196	ADAPTER WIRE STRAIGHTENER CONNECTOR	
44027	LD FEED HP WITH SIGNAL LIGHT TOWE (CONTROLLER 5M CABLE)	
44028	LD FEED FLOOR BASE CONNECTION	
49899	LD GLIDE QUICK FRONT CONNECTOR MICRO	
49984	LD GLIDE QUICK REAR CONNECTOR MICRO	
50331	PREMIUM LINER SAW ADVANCED	
50332	CONNECTOR INLET SAW ADVANCED CLIP	
50333	CONNECTOR OUTLET SAW ADVANCED CLIP	
50910	PROTECTIVE HOSE PREMIUM LINER SAW	
50953	WALL BRACKET SAW LINER	
50954	CONNECTOR PA12 PREMIUM LINER SAW	
21063	MOUNTING SET SUPPORT FOR TURNTABLE	

Art. No.	Designation	Image
21453	WIREPAYOFFSYSTEM 520-ORBITAL ARM	
21748	WIREPAYOFFSYSTEM 650-ORBITAL ARM	
42334	WIREPAYOFFSYSTEM 750-ORBARM	
70752	INNER ORBITAL ARM ALUMINIUM 520	
28373	LIFT250 WITH RIGID HOE	
35284	LIFT550 WITH RIGID HOE	
38808	SWING STOP FOR LIFT 250 AND LIFT 550 LIFTING TOOLS CE MARKED"	
86594	DRUM TROLLEY STANDARD	
21060	TURNTABLE FOR DRUM	
21072	TURNTABLE FOR DRUM WITH ROLLS	
81207	LD GLIDE SUPPORT CROSS	
68214	LD GLIDE SUPPORT CROSS (KEVELAR)	
68957	WIRE STRAIGHTENER 7x7 - ROLLERS	
68972	MOUNTING PLATEFORE WIRE STRAIGHTENER	
71885	WIRECONDUIT 5 m	

Art. No.	Designation	Image
71886	WIRECONDUIT FRONIUS 5 m	
71887	CONNECTOR EC-6-SELF THREAD	
71888	CONNECTOR EC-4-SELF THREAD	
71889	QUICKCONNECTOR WIRE STRAIGHTENER	
71890	MOUNTING PLATE FOR FEEDER WF25	
71891	DRUMRACK 520-650	
76227	TWISTER FOR WIRE 1.0 mm DECOILING ANTI-CLOCKWISE DIRECTION	
80654	TWISTER FOR WIRE 1.2 mm DECOILING ANTI-CLOCKWISE DIRECTION	
74331	TWISTER FOR WIRE 1.6 mm DECOILING ANTI-CLOCKWISE DIRECTION	
80597	TWISTER FOR WIRE 1.0 mm DECOILING CLOCKWISE DIRECTION	
74453	TWISTER FOR WIRE 1.2 mm DECOILING CLOCKWISE DIRECTION	
80653	TWISTER FOR WIRE 1.6 mm DECOILING CLOCKWISE DIRECTION	
74455	MODULE FOR TWISTER TO CHANGE DECOILING DIRECTION FROM CLOCKWISE TO ANTI-CLOCKWISE	-
74630	TWISTER WHEEL WITH 1.20 mm GUIDING ""U"" GROOVE"	-
74636	TWISTER WHEEL WITH 1.60 mm GUIDING ""U"" GROOVE"	-

Art. No.	Designation	Image
81210	TWISTER CUP LD GLIDE LD FEED	
81211	TWISTER CUP 1/4" FEMALE + 1/4" MALE THREAD	
76438	BEARING ROLLER SET 1.2 ALU-WIRE 14 PIECES	
76449	ADAPTER FOR MALE M14 THREAD AND MALE M18 THREAD TO CONNECT MOUNTING PLATE (68972)	
76472	CONNECTOR MALE M14 FOR WIRE STRAIGHTENER AND FEMALE SELF-CUTTING THREAD"	
76473	CONDUIT 1.2 mm - MOQ 10 m	
76481	WIRE CONDUIT 1.9 mm - MOQ 1 m	
76510	CONNECTOR M20 x 2.5 MALE THREAD FOR FRONIUS FEEDING DEVICE AND FEMALE SELF-CUTTING THREAD FOR HDPE"	
76513	WIRE STRAIGHTENER DUST PROTECTION POLYCARBONATE COVER	

JOIN! voestalpine Böhler Welding

We are a leader in the welding industry with over 100 years of experience, more than 50 subsidiaries and more than 4,000 distribution partners around the world. Our extensive product portfolio and welding expertise combined with our global presence guarantees we are close when you need us. Having a profound understanding of your needs enables us to solve your demanding challenges with Full Welding Solutions - perfectly synchronized and as unique as your company.



Lasting Connections – Perfect alignment of welding machines, consumables and technologies combined with our renowned application and process know-how provide the best solution for your requirements: A true and proven connection between people, products and technologies. The result is what we promise: Full Welding Solutions for Lasting Connections.



Tailor-Made Protectivity™ – The combination of our high-quality products and application expertise enables you to not only repair and protect metal surfaces and components. Our team of engineers, experienced in your specific applications, offer you customized solutions resulting in increased productivity for your demanding challenge. The result is what we promise: Tailor-Made Protectivity™.



In-Depth Know-How – As a manufacturer of soldering and brazing consumables, we offer proven solutions based on 60 years of industrial experience, tested processes and methods, made in Germany. This in-depth know-how makes us the internationally preferred partner to solve your soldering and brazing challenge through innovative solutions. The result is what we promise: Innovation based on in-depth know-how.

The Management System of voestalpine Böhler Welding Group GmbH, Peter-Mueller-Strasse 14-14a, 40469 Duesseldorf, Germany has been approved by Lloyd's Register Quality Assurance to: ISO 9001:2015, ISO 14001:2015, OHSAS 18001:2007, applicable to: Development, Manufacturing and Supply of Welding and Brazing Consumables. More information: www.voestalpine.com/welding



