


Gearing up for the Duryea Hillclimb



Competitors gather in the pits during Saturday's Duryea Hillclimb. More coverage, C8

READING EAGLE, JEREMY DREY

C8 SUNDAY, AUGUST 19, 2018

READING EAGLE, READING, PA.

Duryea Hillclimb



Looking over the steering wheel in the pits at the Duryea Hillclimb Saturday is 19-month-old Rowan Muller of Wilmington, Del.

READING EAGLE, JEREMY DREY

Aubele making a run at 'bucket list' victory

BY JOSH LIDDICK
READING EAGLE

The drivers at the annual Duryea Hillclimb up Duryea Drive on Saturday got a "run in the sun," which was especially important given the forecast heading into the day.

Early Saturday morning was filled with rain showers, but it didn't impede the fast times for the remainder of the afternoon.

The first day of the two-day, 2.3-mile event wrapping up today saw a majority of drivers from the 122-car field see their times decrease dramatically from the first run to the second after the weather and road conditions improved.

Mark Aubele of Irwin had about the best run you could possibly ask for to start a day of uncertainty.

Aubele started the day very strong, driving his 1997 BMW M3, with an initial run of 116.428 seconds, faster than a majority of the field.

"Well we looked at the weather forecast and we thought that this morning would be our only shot to get somewhere even reasonably close to a dry run," said Aubele.

"We let it all hang out from the get-go. When I came up (to Duryea), I told myself I had to get it done right here."

He didn't waste much time improving upon his time from the first run, speeding to a final run of 110.132 that stuck as the fastest overall time of the day.

Obviously, with stiff competition heading into today, Aubele has a lot of work to do to make sure none of the other hungry drivers eclipse his FTD.

"When we came out the first run, it was really, really wet," said Aubele. "Second run I pushed it a little too hard, almost stuffed the car a couple times. Third run I backed off a little too much."

"I think I might be able to break 110 (seconds) tomorrow. Getting a 109 was the whole



READING EAGLE, JEREMY DREY

Merlin Miller of Leesport has the fastest time among competitors from Berks County in the Duryea Hillclimb Saturday.



READING EAGLE, JEREMY DREY

J. Kurt Eikenberg of Stewartstown, York County, the defending champ Duryea Hillclimb champ, waits to make a run Saturday.

goal from the start."

Michael Robinson from Perkasie drove his 1999 Chevy Camaro at 115.916, the second fastest time of the day before his engine blew during the third run.

Defending Duryea Hillclimb champ J. Kurt Eikenberg of Stewartstown drove his 1994 Chevrolet SR1 to a single run of 120.136 and will be looking to improve his time today.

Leesport's Merlin Miller ran a 116.414 in his 1966 Sunbeam Tiger as Saturday's highest finisher from Berks County.

For Mark Aubele, he's not only glad that he gets the opportunity to race for himself, but also with his wife Michele.

Driving competitively since 2015, Michele Aubele finished

first in the BSP class with a time of 124.982 driving her 2012 BMW 135i.

"I used to come to watch the races with Mark, then at one point I was like 'Alright, I wanna try this.'"

"I know he (Mark) will always be faster than me," she laughed. "But the day that I beat him will be the greatest day of my life."

Mark is hoping his time stands today as the fastest of the weekend, especially since winning the Duryea Hillclimb is on his "bucket list."

"We wait all year to come here," he said. "Winning this race will be one of the best things ever. That would definitely be the best day of my life since we got married."

Contact Josh Liddick: 610-371-5061 or jldiddick@readingeagle.com.



Tim Williams of Fleetwood goes through Turn 2 in his 1980 Triumph TR7 during the Duryea Hillclimb Saturday.



George Fink of Trout Run, Lycoming County, makes a run in his 1966 Auto-dynamics during the Duryea Hillclimb.



READING EAGLE

readingeagle.com

READING EAGLE, READING, PA.

MONDAY, AUGUST 20, 2018 C5

Duryea Hillclimb

Aubele's time holds to take title in rain-soaked Duryea Hillclimb

BY JOSH LIDDICK
READING EAGLE

Unlike Saturday when the sun shone for most of the afternoon, the sun refused to show itself and the rain fell consistently Sunday for the final day of racing in the annual 2.3-mile Duryea Hillclimb in Reading.


Many drivers sat out the second day due to the poor weather, settling for their first-day times. Some of the drivers had a chance to make two or three final runs on Sunday, but the track wasn't dry enough to get up to speed.

Mark Aubele is one of the drivers that benefitted from the poor weather and track conditions on Sunday, and he didn't even have to take the car off his hauler after he ran the fastest time of the day (FTD) on Saturday.

Fortunately for Aubele, his time from Saturday stood and he was able to capture the Duryea Hillclimb title for the first time. The title was so elusive he had said it was on his "bucket list" to bring home the top finisher prize.

"Being able to get my first overall win here is really cool," said Aubele. "We've had some top fives here and there and we came close in June for the Pagoda before crashing out, but we never got first place."

"I'm really happy we were able to get good runs in yes-



Dan Jones of Forty Fort, Luzerne County, makes a run in his 2003 Chevrolet Corvette during the Duryea Hillclimb Sunday.

Race results: Page C6.

terday, but it would've been a lot better if we had the chance to run today if the other guys had a real chance to get some dry runs, but hey, I'll take it."

Certainly, there were multiple drivers who wished the track conditions were just a little bit more ideal for a real chance to challenge Aubele for the Duryea Hillclimb title, but

it just wasn't meant to be.

Leesport's Merlin Miller had a decent shot of dethroning Aubele if he had another chance to race up the hill and finish not only with the honor of being Berks County's highest finisher, but also with the title of FTD. His 116.414 in his 1966 Sunbeam Tiger stuck from Saturday, unable to get an additional run in on Sunday.

Defending Duryea Hillclimb

champion J. Kurt Eikenberg's 1994 Cheetah SRI had a fast time of 120.136 seconds from Saturday held to capture the Special 1 class victory.

Only a handful of drivers could say they had times that were under 120 seconds on Sunday.

Among those was 10-time Duryea champ Kerry Hitt, a Schuylkill Valley grad from Harrisburg who raced his 2015 Cadillac CTS-V to a



Cameron Johnston of Leesport heads into turn 9 in his 1995 Mazda Turbo Miata during the Duryea Hillclimb Sunday.



Mike Sacks of Mertztown rounds turn 9 in his 1977 Honda Civic during the Duryea Hillclimb Sunday.

time of 118.352 to take the GT1 class victory.

"We really hoped to see Kerry (Hitt) and Kurt (Eikenberg) race today, it's an honor to race against them," said Aubele.

Aubele talked about how important Eikenberg was in getting him into racing and helping him get off his feet from the beginning.

"When I started racing in 2006, Kurt was a very gracious guy," Aubele said. "He

even helped me get a new fire suit when I needed it. We all love Kurt."

Aubele said he's sad to leave Duryea after Sunday, knowing his next opportunity to conquer the course will be next June at the Pagoda Hillclimb.

"I wanna be battling with the other guys at the top again," he said. "But rain or shine, we'll be back."

Contact Josh Liddick: 610-371-5061 or jliddick@readingeagle.com


Climbing uphill in the rain



David Hoppe of Wyomissing competes in his BMW during the Duryea Hillclimb on Sunday. More coverage, C5.

Duryea Hillclimb Records

| CLASS | TIME | NAME | CAR | YEAR |
|---------------------------|----------------|-----------------------|--------------------------|-------------|
| B-SPEC | 154.051 | David Arron | 13 Ford Fiesta | 2014 |
| IMPROVED TOURING A | 131.205 | Mike Ancas | DODGE NEON | 2006 |
| IMPROVED TOURING B | 135.815 | Steve DeTurck | 84 VW GTI | 2015 |
| IMPROVED TOURING C | 139.421 | Glenn Hoffman | 75 VW Scirocco | 2014 |
| IMPROVED TOURING E | 111.965 | Jeremy Dietzel | MITSUBISHI EVO | 2011 |
| IMPROVED TOURING S | 127.460 | David Ascheman | 98 Volkswagen Gti | 2017 |
| IMPROVED TOURING R | 125.991 | Kendrick Giambattista | 96 BMW 328i | 2014 |
| SUPER STREET PREPARED | 116.770 | Mark Aubele | 01 CORVETTE | 2012 |
| A STREET PREPARED | 123.247 | Dennis Portillo | 92 Toyota MR2 | 2016 |
| B STREET PREPARED | 119.243 | Shawn Mellinger | 04 Mazdaspeed Miata | 2017 |
| C STREET PREPARED | 131.956 | William Smith | | 1998 |
| D STREET PREPARED | 122.107 | Mark Aubele | Chevy Cobalt | 2011 |
| E STREET PREPARED | 115.055 | Mark Aubele | 14 Mustang | 2015 |
| F STREET PREPARED | 131.297 | Rolf Mair | VW SCIROCCO | 2000 |
| STREET MOD | 112.298 | Steve Lewis | 04 Ford Mach 1 | 2014 |
| SUPER STREET MOD | 112.391 | Daniel Reed | 86 CORVETTE | 2015 |
| STREET MOD FWD | 121.954 | Bryan Dion | 07 Volkswagen GTI | 2018 |
| STREET MOD EXTREME | 110.132 | Mark Aubele | 97 BMW M3 | 2018 |
| TOURING 1 | 120.040 | Bill Miller | CORVETTE | 2009 |
| TOURING 2 | 125.656 | Jim Bianco JR | SUBARU STI | 2007 |
| TOURING 3 | 130.951 | Thomas Wuellette | 13 Volkswagen GTI | 2017 |
| TOURING 4 | 140.636 | Randall Hartinger | 03 MINI COOPER S | 2016 |
| SPEC MIATA | 134.529 | Ken Gелlette | 00 Miata | 2015 |
| SUPER TOURING O | 123.588 | Bill Miller | AUDI S4 | 2010 |
| SUPER TOURING U | 122.494 | Andrew Mull | 08 SUBARU STI | 2014 |
| SUPER PRODUCTION O | 110.737 | Merlin Miller | SUNBEAM TIGER | 2011 |
| SUPER PRODUCTION U | 130.001 | Robert Oswald Sr | 70 VW KARMA GHIA | 2012 |
| RALLY FORCED INDUCTION | 130.132 | Keith Kennedy | 93 Subaru Impreza | 2017 |
| E PRODUCTION | 128.005 | Leigh Earnshaw | 95 DODGE NEON | 2012 |
| F PRODUCTION | 130.651 | Aaron Yeager | 84 VW RABBIT GTi | 2016 |
| H PRODUCTION | 132.583 | Mike Ancas | 85 Honda CRX | 2014 |
| GT-1 | 109.630 | Kerry Hitt | CORVETTE | 1995 |
| GT-2 | 113.398 | Merlin Miller | SUNBEAM TIGER | 2008 |
| GT-3 | 126.894 | Mark Flannery | VOLVO 142 | 1981 |
| GT-LITE | 130.874 | Bob Oswald Sr | VW BUG | 2005 |
| INEX MOD | 118.166 | Haley Levengood | 37 Ford Legend | 2017 |
| PROTOTYPE 1 | 107.262 | Bob Gardner | 06 Stohr Wf-1 | 2015 |
| PROTOTYPE 2 | 115.128 | Kurt Eikenberg | 00 Prince Pro1 | 2015 |
| FORMULA ATLANTIC | 109.472 | Tommy Van Scoy JR | MARCH 81A | 1989 |
| FORMULA CONTINENTAL | 114.562 | Tommy Van Scoy JR | RALT RT-1 | 1986 |
| FORMULA FORD | 116.145 | Henry Kowalski | REYNARD RD-82 | 1990 |
| FORMULA 500 | 125.631 | Chris Berns | ZINK Z-19 | 1984 |
| FORMULA MAZDA | 121.940 | Dennis Fink | FORMULA MAZDA | 2003 |
| FORMULA V | 131.600 | Dave Fillman | BOBSY | 1993 |
| FORMULA S | 114.248 | Timm Murphy | 99 Formula Mazda | 2016 |
| CLUB FORD | 118.992 | Mark Kilpatrick | VAN DEIMAN RF-79 | 1990 |
| SOLO V | 118.951 | Robert Oswald Jr | 04 Viper SV1 | 2017 |
| VINTAGE 1 | 127.453 | Brad Klein | CORVETTE | 1993 |
| VINTAGE 2 | 133.877 | Bob D'Amore | McKEE | 2003 |
| VINTAGE 3 | 133.352 | Bob Gardner | 63 Elva 7 | 2017 |
| HISTORIC 1 | 126.573 | Adolf Battifarano | 68 LOTUS 7 | 2012 |
| HISTORIC 2 | 123.696 | Richard Good | 72 Triumph TR6 | 2018 |
| HISTORIC 3 | 117.788 | Ted Klaus Jr | 70 Caldwell D10 | 2013 |
| HISTORIC 4 | 134.793 | Joe Whiteley | 64 AH Sprite | 2015 |
| SPECIAL 1 | 105.528 | George Bowland | BBR SHARK | 2008 |
| SPECIAL 2 | 109.557 | Floyd Schrammeck | REYNARD | 1994 |
| SPECIAL 3 | 110.456 | Ron Moreck | | 1998 |

| Duryea | | | | | Drivers Who Beat Records | | | | | | | | | | | |
|---|---------|---|-------------------|------|--------------------------|-------------------|------------|----------|--|--|--|--|--|--|--|--|
| Class | Time | Name | Car | Year | Driver | Car | New Record | Raw Time | | | | | | | | |
| STREET MOD FWD | 122.395 | Hunter Huffman | 91 Honda Civic Si | 2017 | Bryan Dion | 07 Volkswagen GTI | New Record | 121.954 | | | | | | | | |
| STREET MOD EXTREME | 112.665 | Mark Aubele | 97 BMW M3 | 2017 | Mark Aubele | 97 BMW M3 | New Record | 110.132 | | | | | | | | |
| HISTORIC 2 | 123.763 | Richard Good | 72 TRIUMPH TR6 | 2015 | Richard Good | 72 Triumph TR6 | New Record | 123.696 | | | | | | | | |
|  <p>2018 Duryea Hillclimb FTD Mark Aubele 97 BMW M3 110.132 secs New Street Mod Extreme Record</p> | | | | | | | | | | | | | | | | |
| | | | | | | | | | | | | | | | | |
| | | | | | | | | | | | | | | | | |
| | | | | | | | | | | | | | | | | |
| | | | | | | | | | | | | | | | | |
| | | | | | | | | | | | | | | | | |
| | | | | | | | | | | | | | | | | |
| | | | | | | | | | | | | | | | | |
| | | | | | | | | | | | | | | | | |
| | | | | | | | | | | | | | | | | |
| | | For mor photos got to: mikevaninophotography.com | | | | | | | | | | | | | | |

Speeds at Turn 6

| | | | Fastest Speed: 133 mph Mark Aubele 53 SMX 97 BMW M3 | | | Fastest Speed: 100 Brandon Lazar 416 GT-2 86 Ford Mustang | | | | |
|-------|-----|-----|---|-------|-------|---|-------|-------|-------|-------|
| | | | SAT | | | SUN | | | | |
| Car # | Min | Max | Run 1 | Run 2 | Run 3 | Run 3 | Run 4 | Run 5 | Run 6 | Run 7 |
| 3 | 73 | 86 | 73 | 86 | | | | 84 | | |
| 03 | 82 | 82 | 82 | | | | | | | |
| 003 | 71 | 79 | 71 | 76 | 79 | | | 72 | | 78 |
| 4 | 69 | 75 | 75 | 69 | | | | | | |
| 6 | 67 | 67 | 67 | | | | | | | |
| 007 | 67 | 74 | 74 | 67 | | | | | | |
| 8 | 86 | 86 | | 86 | | | | | | |
| 9 | 87 | 92 | 92 | | 87 | | | | | |
| 10 | 50 | 67 | 50 | 53 | 67 | | | | | |
| 13 | 66 | 96 | 66 | 96 | 91 | | | | | |
| 014 | 89 | 96 | 89 | 95 | | | | 92 | 96 | 95 |
| 14 | 63 | 71 | 63 | 71 | | | | | | |
| 16 | 81 | 86 | 82 | 81 | | | | 83 | 86 | 84 |
| 17 | 61 | 81 | 61 | 77 | 81 | | | | | |
| 19 | 80 | 127 | 80 | 127 | | | | | | |
| 21 | 77 | 103 | 77 | 103 | | | | | | |
| 22 | 81 | 102 | 91 | 102 | 90 | | | 81 | | |
| 25 | 64 | 94 | 64 | 94 | | | | | | |
| 27 | 80 | 102 | 80 | 95 | 102 | | | | | |
| 28 | 84 | 94 | 94 | 84 | | | | | | |
| 31 | 59 | 70 | 59 | 62 | 70 | | | | | |
| 32 | 72 | 103 | 72 | 103 | 89 | | | | | |
| 033 | 66 | 89 | 68 | 70 | 69 | | | 66 | 89 | 67 |
| 34 | 87 | 105 | 96 | 105 | 87 | | | | | |
| 38 | 55 | 58 | | 55 | 58 | | | | | |
| 42 | 70 | 74 | 70 | 74 | | | | | | |
| 43 | 80 | 83 | 83 | 80 | | | | | | |
| 45 | 68 | 75 | 68 | 75 | 73 | | | 71 | | 72 |
| 46 | 85 | 108 | 85 | 108 | | | | | | |
| 47 | 83 | 89 | 89 | 83 | 87 | | | | | |
| 50 | 84 | 89 | 84 | 89 | | | | | | |
| 53 | 122 | 133 | 123 | 133 | 122 | | | | | |
| 56 | 85 | 95 | 95 | 92 | | | | | | 85 |
| 57 | 82 | 95 | | 95 | 86 | | | 82 | 84 | 82 |
| 61 | 81 | 92 | 81 | 92 | 91 | | | | | |
| 62 | 86 | 90 | 86 | 90 | | | | | | |
| 68 | 65 | 99 | 81 | 99 | | | | | 65 | |
| 69 | 67 | 82 | 67 | 77 | 82 | | | | | |
| 71 | 84 | 95 | 84 | 95 | | | | | | |
| 72 | 75 | 90 | 90 | 83 | 75 | | | | | |
| 74 | 63 | 70 | 63 | 70 | | | | | | |
| 75 | 62 | 71 | 63 | 71 | 69 | | | 62 | | |
| 76 | 71 | 101 | 97 | 101 | | | 71 | 75 | 71 | 81 |
| 81 | 80 | 103 | 80 | 103 | | | | | | |
| 85 | 67 | 85 | 67 | 85 | | | | | | |
| 86 | 79 | 90 | 79 | 90 | 90 | | | | | |

Speeds at Turn 6

| | | | Fastest Speed: 133 mph Mark Aubele 53 SMX 97 BMW M3 | | | Fastest Speed: 100 Brandon Lazar 416 GT-2 86 Ford Mustang | | | | |
|-------|-----|-----|---|-------|-------|---|-------|-------|-------|-------|
| | | | SAT | | | SUN | | | | |
| Car # | Min | Max | Run 1 | Run 2 | Run 3 | Run 3 | Run 4 | Run 5 | Run 6 | Run 7 |
| 87 | 74 | 83 | 81 | 83 | 79 | | | 83 | 83 | 74 |
| 88 | 79 | 109 | 79 | 85 | 109 | | | 79 | | 80 |
| 91 | 94 | 112 | 94 | 108 | 112 | | | | | |
| 091 | 79 | 98 | 90 | 79 | 98 | | | | | |
| 93 | 72 | 92 | | 90 | 92 | | | 72 | | 76 |
| 95 | 75 | 88 | 75 | 88 | | | | | | |
| 96 | 76 | 88 | 76 | 88 | | | | | | |
| 103 | 69 | 80 | 74 | 80 | 69 | | | | | |
| 114 | 67 | 76 | 67 | 76 | | | | | | |
| 115 | 81 | 81 | | 81 | | | | | | |
| 117 | 86 | 92 | 86 | 92 | | | | 87 | 89 | |
| 128 | 82 | 96 | 82 | 96 | 90 | | | | | |
| 142 | 102 | 103 | 102 | 103 | | | | | | |
| 146 | 101 | 107 | 101 | 107 | | | | | | |
| 153 | 78 | 89 | 78 | 88 | | | | 88 | 89 | |
| 156 | 66 | 80 | 67 | 66 | 71 | | | 77 | | 80 |
| 159 | 96 | 101 | 96 | 101 | 99 | | | | | |
| 169 | 80 | 91 | 80 | 91 | | | | | | |
| 171 | 101 | 103 | 101 | | 103 | | | | | |
| 176 | 87 | 91 | 87 | 91 | 90 | | | | | |
| 178 | 95 | 104 | 95 | 104 | | | | | | |
| 187 | 63 | 79 | 63 | 65 | 79 | | | 74 | | 70 |
| 188 | 81 | 101 | 83 | 101 | 81 | | | | | |
| 191 | 55 | 72 | 65 | 72 | | | | 56 | 55 | |
| 196 | 66 | 82 | 81 | 82 | 66 | | | 80 | 81 | |
| 203 | 79 | 82 | 82 | 82 | 80 | | | 79 | | 81 |
| 210 | 52 | 78 | 73 | 78 | 52 | | | | | |
| 214 | 72 | 90 | 74 | 80 | 90 | | | 74 | | 72 |
| 283 | 84 | 89 | 84 | 89 | | | | | | |
| 302 | 81 | 93 | 81 | 93 | 82 | | | | | |
| 306 | 93 | 111 | 93 | 102 | 111 | | | | | |
| 307 | 90 | 105 | 99 | 103 | 105 | | | 90 | | 93 |
| 310 | 75 | 81 | 75 | 81 | | | | | | |
| 341 | 102 | 116 | 116 | 102 | | | | | | |
| 351 | 62 | 85 | 75 | 81 | 85 | | | 62 | | 63 |
| 416 | 96 | 106 | 105 | 106 | | | | 96 | 100 | |
| 420 | 84 | 100 | 99 | 84 | 100 | | | | | |
| 531 | 64 | 81 | 64 | 75 | 81 | | | | | |
| 661 | 89 | 106 | 89 | 102 | 106 | | | | | |
| 666 | 82 | 109 | 82 | 101 | 109 | | | | | |
| 691 | 75 | 82 | 80 | 82 | | | | 79 | | 75 |
| 707 | 86 | 98 | 96 | 98 | | | | 88 | 96 | 86 |
| 711 | 80 | 82 | 80 | 80 | 82 | | | | | |
| 731 | 82 | 98 | 82 | 94 | 98 | | | | | |
| 751 | 71 | 78 | 78 | 76 | | | | 71 | | |
| 771 | 54 | 64 | 62 | 64 | | | | 54 | 59 | |

Speeds at Finish

| | | | Fastest Speed: 152 mph Kery Hitt 19X GT-1 15 Cadillac Cts-V | | | Fastest Speed: 122 mph Chris Merring 27X ESP 98 Ford Mustang | | | | |
|-------|-----|-----|---|-------|-------|--|-------|-------|-------|-------|
| | | | SAT | | | SUN | | | | |
| Car # | Min | Max | Run 1 | Run 2 | Run 3 | Run 3 | Run 4 | Run 5 | Run 6 | Run 7 |
| 3 | 74 | 90 | 88 | 90 | | | 84 | | | 74 |
| 003 | 83 | 99 | 87 | 90 | 99 | | 83 | 85 | 91 | 92 |
| 03 | 85 | 95 | 95 | 88 | | | | 89 | 85 | |
| 4 | 110 | 110 | 110 | | | | | | | |
| 6 | 106 | 106 | 106 | | | | | | | |
| 007 | 74 | 90 | 74 | 90 | | | | | | |
| 07 | 110 | 110 | | 110 | | | | | | |
| 9 | 95 | 97 | 97 | | 95 | | | | | |
| 10 | 82 | 92 | 89 | 92 | 82 | | | | | |
| 11 | 115 | 115 | | 115 | | | | | | |
| 13 | 78 | 119 | 107 | 117 | 119 | | 78 | 87 | | |
| 14 | 83 | 114 | 83 | | | | | 114 | | |
| 014 | 100 | 122 | 119 | 122 | | 100 | 107 | | 114 | 106 |
| 15 | 104 | 104 | 104 | | | | | | | |
| 16 | 84 | 94 | 88 | 92 | | 84 | 85 | 92 | 94 | 93 |
| 17 | 61 | 81 | 61 | 81 | 80 | | | | | |
| 19 | 118 | 127 | 127 | 118 | | | | | | |
| 21 | 107 | 107 | 107 | | | | | | | |
| 22 | 104 | 124 | | | 124 | | | | 104 | |
| 25 | 120 | 121 | 120 | 121 | | | | | | |
| 27 | 101 | 109 | 101 | | 109 | | | | | |
| 28 | 127 | 128 | 128 | 127 | | | | | | |
| 31 | 82 | 90 | 85 | 90 | 89 | | 82 | 89 | | |
| 32 | 121 | 123 | 123 | 121 | 122 | | | | | |
| 33 | 82 | 82 | | 82 | | | | | | |
| 033 | 77 | 85 | 85 | 81 | | | | 77 | 85 | |
| 34 | 121 | 123 | 121 | 123 | 123 | | | | | |
| 38 | 76 | 78 | | 78 | 76 | | | | | |
| 42 | 70 | 80 | 77 | 80 | | | 70 | | | |
| 43 | 84 | 86 | 84 | 86 | | | | | | |
| 45 | 72 | 83 | 80 | 82 | 83 | | 75 | 72 | 81 | 81 |
| 46 | 114 | 125 | 114 | 125 | | | | | | |
| 47 | 94 | 97 | 95 | 97 | 94 | | | | | |
| 50 | 91 | 92 | 91 | 92 | | | | | | |
| 53 | 140 | 147 | 143 | 140 | 147 | | | | | |
| 56 | 83 | 97 | 95 | 97 | | | | | | 83 |
| 57 | 57 | 101 | 98 | 101 | | 57 | 84 | 90 | 86 | 82 |
| 61 | 91 | 94 | 91 | 93 | 94 | | | | | |
| 62 | 80 | 100 | 100 | 80 | | | | | | |
| 68 | 54 | 109 | 109 | 108 | | | | | 54 | |
| 69 | 91 | 94 | 91 | 93 | 94 | | | | | |
| 71 | 104 | 106 | 104 | 106 | | | | | | |
| 72 | 103 | 118 | 113 | 118 | 103 | | | | | |
| 74 | 79 | 84 | 79 | 84 | | | | | | |
| 75 | 69 | 80 | 77 | 80 | 78 | | 69 | 69 | 72 | |
| 76 | 74 | 121 | 110 | 74 | | | 105 | 121 | 119 | |

Speeds at Finish

| | | | Fastest Speed: 152 mph Kery Hitt 19X GT-1 15 Cadillac Cts-V | | | Fastest Speed: 122 mph Chris Merring 27X ESP 98 Ford Mustang | | | | |
|-------|-----|-----|---|-------|-------|--|-------|-------|-------|-------|
| | | | SAT | | | SUN | | | | |
| Car # | Min | Max | Run 1 | Run 2 | Run 3 | Run 3 | Run 4 | Run 5 | Run 6 | Run 7 |
| 81 | 108 | 111 | 108 | 111 | | | | | | |
| 85 | 84 | 88 | 84 | 88 | | | | | | |
| 86 | 96 | 100 | 96 | 100 | 97 | | | | | |
| 87 | 71 | 90 | 86 | 87 | | 71 | 73 | 79 | 80 | 90 |
| 88 | 88 | 125 | 114 | 121 | 125 | | | 88 | 107 | 100 |
| 91 | 91 | 132 | 127 | 132 | 130 | | | | | 91 |
| 091 | 124 | 130 | 124 | 127 | 130 | | | | | |
| 93 | 65 | 100 | | 98 | 100 | | | 65 | 94 | 88 |
| 95 | 90 | 91 | 90 | 91 | | | | | | |
| 96 | 92 | 94 | 92 | 94 | | | | | | |
| 103 | 96 | 124 | 124 | 96 | | | | | | |
| 114 | 65 | 103 | 65 | 103 | | | | | | |
| 115 | 48 | 48 | | | 48 | | | | | |
| 117 | 82 | 99 | 95 | 82 | | | 82 | 99 | 95 | |
| 128 | 106 | 117 | 106 | 113 | 117 | | | | | |
| 140 | 109 | 109 | 109 | | | | | | | |
| 142 | 110 | 114 | 114 | 110 | 110 | | | | | |
| 146 | 62 | 120 | 120 | 62 | | | | | | |
| 153 | 95 | 108 | 105 | | | | 95 | 105 | 108 | |
| 156 | 78 | 94 | 78 | 87 | 94 | | 81 | | 91 | 87 |
| 159 | 93 | 105 | 105 | 101 | 100 | | | 93 | | |
| 169 | 98 | 99 | 99 | 98 | | | | | | |
| 171 | 104 | 107 | 104 | 107 | 107 | | | | | |
| 176 | 94 | 111 | 104 | 111 | 107 | | 94 | 106 | 106 | 110 |
| 178 | 130 | 140 | 130 | 140 | | | | | | |
| 187 | 75 | 85 | | 84 | 85 | | 79 | | 81 | 75 |
| 188 | 116 | 123 | 116 | 120 | 123 | | | | | |
| 191 | 63 | 94 | 94 | 89 | | | | 63 | 65 | |
| 196 | 78 | 82 | 79 | 81 | 82 | | 79 | 78 | 79 | |
| 203 | 71 | 90 | 90 | 90 | 71 | | | 82 | 90 | 85 |
| 210 | 86 | 96 | 86 | 96 | | | | | | |
| 214 | 68 | 95 | 89 | 94 | 95 | | 68 | 83 | 86 | 85 |
| 283 | 88 | 88 | 88 | 88 | | | | | | |
| 302 | 117 | 122 | 117 | 121 | 122 | | | | | |
| 306 | 113 | 124 | 113 | 124 | 117 | | | | | |
| 307 | 85 | 108 | 108 | | 86 | | | 85 | 99 | 95 |
| 310 | 79 | 80 | 79 | 80 | | | | | | |
| 341 | 131 | 133 | 131 | 133 | | | | | | |
| 351 | 76 | 104 | 99 | 103 | 104 | | 80 | 76 | 98 | 97 |
| 416 | 103 | 120 | 119 | 120 | | 103 | 110 | 112 | 117 | |
| 420 | 101 | 111 | | 111 | 108 | 101 | | 104 | | |
| 531 | 67 | 80 | 67 | 80 | 80 | | | | | |
| 661 | 102 | 119 | 109 | 112 | 119 | | | 102 | | |
| 666 | 88 | 114 | 88 | 114 | 107 | | | | | |
| 691 | 77 | 86 | 80 | 86 | | | 77 | 77 | 80 | 79 |
| 707 | 77 | 109 | 109 | | | | 77 | 103 | 96 | 83 |

Speeds at Finish

| | | | Fastest Speed: 152 mph Kery Hitt 19X GT-1 15 Cadillac Cts-V | | | Fastest Speed: 122 mph Chris Merring 27X ESP 98 Ford Mustang | | | | |
|-------|-----|-----|---|-------|-------|--|-------|-------|-------|-------|
| | | | SAT | | | SUN | | | | |
| Car # | Min | Max | Run 1 | Run 2 | Run 3 | Run 3 | Run 4 | Run 5 | Run 6 | Run 7 |
| 711 | 72 | 87 | 72 | 87 | 82 | | | | | |
| 731 | 105 | 119 | 105 | 116 | 119 | | | | | |
| 751 | 76 | 80 | 77 | 80 | | 76 | 76 | 79 | | |
| 771 | 60 | 88 | | 88 | | | | 60 | 68 | |
| 801 | 85 | 101 | 85 | 97 | 101 | | | | | |
| 881 | 69 | 85 | 77 | 84 | 85 | | 69 | 80 | 83 | 81 |
| 887 | 52 | 60 | 56 | 55 | | | 54 | 52 | 56 | 60 |
| 888 | 123 | 138 | 123 | 138 | 137 | | | | | |
| 931 | 99 | 113 | 111 | 113 | 112 | | | 99 | 109 | |
| 932 | 82 | 109 | 106 | 97 | 109 | | | 82 | | |
| 982 | 71 | 113 | 108 | 113 | 102 | | 71 | 101 | 109 | 108 |
| 989 | 79 | 106 | 79 | 89 | 106 | | | 83 | 94 | |
| 999 | 69 | 109 | 106 | 97 | 107 | | 69 | 92 | 109 | 106 |
| 1028 | 96 | 113 | 113 | 96 | 110 | | | | | |
| 1191 | 113 | 113 | 113 | | | | | | | |
| 1711 | 105 | 135 | 105 | 135 | | | | | | |
| 15A | 106 | 106 | | 106 | | | | | | |
| 19X | 149 | 152 | 149 | 152 | | | | | | |
| 27x | 101 | 126 | 106 | 124 | 126 | | 101 | 107 | 122 | 114 |
| 6X | 67 | 99 | 67 | 99 | | | 84 | 94 | 93 | 94 |
| 8L | 105 | 105 | 105 | 105 | | | | | | |
| B4 | 71 | 114 | 97 | 112 | 114 | | | 71 | | |
| L8 | 68 | 108 | 96 | 108 | | | 68 | | | |

Speeds at Turn 6

| | | | Fastest Speed: 133 mph Mark Aubele 53 SMX 97 BMW M3 | | | Fastest Speed: 100 Brandon Lazar 416 GT-2 86 Ford Mustang | | | | |
|-------|-----|-----|---|-------|-------|---|-------|-------|-------|-------|
| | | | SAT | | | SUN | | | | |
| Car # | Min | Max | Run 1 | Run 2 | Run 3 | Run 3 | Run 4 | Run 5 | Run 6 | Run 7 |
| 801 | 70 | 71 | 71 | 70 | 70 | | | | | |
| 881 | 62 | 81 | 62 | 74 | 81 | | | 74 | | 77 |
| 887 | 58 | 62 | 58 | 62 | | | | 61 | | 62 |
| 888 | 71 | 114 | 71 | 91 | 114 | | | | | |
| 931 | 75 | 99 | 99 | 90 | 75 | | | 93 | | |
| 932 | 69 | 102 | 69 | 102 | 102 | | | | | |
| 982 | 83 | 96 | 83 | 94 | 96 | | | 92 | | 85 |
| 989 | 76 | 97 | 90 | 97 | 94 | | | 76 | | 79 |
| 999 | 64 | 80 | 68 | 80 | 80 | | | 67 | | 64 |
| 1028 | 84 | 91 | 84 | 91 | | | | | | |
| 1191 | 84 | 107 | 84 | 107 | | | | | | |
| 1711 | 91 | 106 | 91 | 106 | | | | | | |
| 15A | 68 | 98 | 68 | 98 | | | | | | |
| 19X | 119 | 120 | 120 | 119 | | | | | | |
| 27X | 71 | 108 | 71 | 108 | 102 | | | 96 | | 88 |
| 6X | 76 | 93 | 76 | 93 | | | | 82 | | 85 |
| 8L | 84 | 99 | 84 | 99 | | | | | | |
| B4 | 72 | 94 | 72 | 94 | 85 | | | | | |
| L8 | 73 | 75 | 73 | 75 | | | | | | |




Duryea Hillclimb Under 2 Minutes

62

| Name | 1st Year | Next Years |
|-----------------------------|-------------|---|
| OSCAR KOVELESKI | 1976 | 1977 |
| JAKE SYMANOVICH | 1980 | |
| KERRY HITT | 1980 | 1981, 1982, 1984, 1985, 1986, 1988, 1989, 1991, 1992, 1995, 1996, 2000, 2017, 2018 |
| R. ADDIE | 1985 | 1987 |
| TOMMY VAN SCOY | 1986 | 1987, 1989 |
| JERRY COFFEE | 1987 | 1988 |
| CHRIS BERNIS | 1989 | |
| HENRY KOWALSKI | 1989 | 1990, 1991, 1992 |
| BARRY BURKE | 1990 | 1991 |
| JIM COSNER SR | 1990 | |
| MARK KILPATRICK | 1990 | |
| JOHN HALBING | 1991 | |
| FLOYD SCHRAMMECK | 1992 | 1993, 1994 |
| JIM OSWALD | 1993 | 2002 |
| MERLIN MILLER | 1995 | 2002, 2003, 2004, 2005, 2006, 2007, 2008, 2009, 2010, 2011, 2013, 2014, 2015, 2016, 2018 |
| JERRY KIEFT | 1996 | |
| RONALD MORECK | 1997 | 1998 |
| ROLF MAIR | 1998 | |
| DARRYL DANKO | 1999 | 2000, 2002, 2005 |
| BARRY GRIFFITH | 2000 | 2001, 2002 |
| JAMES MILLER | 2003 | |
| LANCE SMITH | 2004 | |
| DAN RUTAN | 2005 | |
| DAVID ROHRBACH | 2005 | 2006 |
| TIM ROYER | 2005 | |
| BILL MILLER | 2006 | 2008, 2011, 2013 |
| JOHN HARTNETT | 2006 | 2012, 2013 |
| KURT EIKENBERG | 2006 | 2007, 2008, 2009, 2010, 2011, 2012, 2013, 2014, 2015, 2016, 2017 |
| JEREMY DEITZEL | 2007 | 2008, 2009, 2010, 2011 |
| CHRIS BELIEU | 2008 | |
| GEORGE BOWLAND | 2008 | 2009, 2012 |
| JASON KEFFER | 2008 | |
| VINCE GLADFELTER | 2008 | |
| DAN REED | 2009 | 2011, 2012, 2013, 2015 |
| MARK AUBELE | 2009 | 2012, 2015, 2016, 2017, 2018 |
| ALEX GRABAU | 2011 | |
| BRIAN HALECKI | 2011 | 2014 |
| KEVIN RHOADS | 2011 | |
| STEVE LEWIS | 2011 | 2012, 2014, 2015, 2018 |
| ADRIENNE VRABEL | 2012 | (1st Woman) |
| ALEXANDER KIHURANI | 2012 | |
| KIHURANI GAKUU | 2012 | |
| BOB GARDNER | 2013 | 2014, 2015, 2016 |
| BOB OSWALD JR | 2013 | 2016, 2017 |
| BRIAN FRITZLER | 2013 | 2014, 2015, 2017 |
| LEIGH EARNSHAW | 2013 | 2016 |
| TED KLAUS JR | 2013 | |
| TIMM MURPHY | 2013 | 2014, 2015, 2016, 2017, 2018 |
| CAHRLES "BUTCH" KING | 2014 | 2018 |
| BERNARDO ZOZAYA | 2015 | |
| CAMERON LANE | 2015 | |
| DAN ENNIS | 2015 | 2016, 2017 |
| DAVE CUTCHINS | 2015 | 2017 |
| JEFF ROSSI JR | 2015 | 2016 |
| KENDRICK GIAMBATTISTA | 2015 | 2016, 2017 |
| MIKE ROBINSON | 2015 | 2016, 2017, 2018 |
| RAY KOCHIN | 2015 | 2016 |
| DAN FOLEY | 2016 | |
| HALEY LEVENGOOD | 2016 | 2017 |
| JAMES JOSEPH | 2017 | |
| SHAWN MELLINGER | 2017 | 2018 |
| BRIAN MICCICHE | 2018 | |



2018 Duryea Hillclimb
Final Results
August 18-19, 2018



| | | | | | |
|---|---------|---------|---------|---------|------------------|
| BSPEC - B-SPEC | | | | | Best Time |
| 1 17 David Arron 13 Ford Fiesta | | | | | 166.322 |
| Sat | 190.482 | 167.384 | 166.322 | | |
| Sun | DNS | | | | |
| ITA - IMPROVED TOURING A | | | | | Best Time |
| 1 56 Mike Ancas 95 Dodge Neon | | | | | 132.984 |
| Sat | 140.045 | 132.984 | | | |
| Sun | 159.752 | | | | |
| 2 156 Kurtis Emigh 95 Dodge Neon | | | | | 142.466 |
| Sat | 165.680 | 153.910 | 142.466 | | |
| Sun | 160.827 | 154.530 | 151.904 | | |
| ITB - IMPROVED TOURING B | | | | | Best Time |
| 1 881 Emily Oswald 84 Volkswagen Rabbit | | | | | 148.430 |
| Sat | 171.822 | 151.408 | 148.430 | | |
| Sun | 168.792 | 161.206 | 159.184 | 158.186 | |
| 2 45 Mike Axarlis 86 VW Golf | | | | | 148.802 |
| Sat | 157.837 | 152.656 | 148.802 | | |
| Sun | 175.287 | 171.458 | 165.368 | 168.026 | |
| ITS - IMPROVED TOURING S | | | | | Best Time |
| 1 420 David Ascheman 98 Volkswagen Gti Sharpie | | | | | 129.702 |
| Sat | 136.398 | 129.702 | 131.504 | | |
| Sun | 153.827 | 147.090 | | | |
| 2 103 George Witman 85 Mazda RX7 | | | | | 142.968 |
| Sat | 163.098 | 142.968 | 176.988 | | |
| Sun | DNS | | | | |
| 3 3 Dale Witman 85 Mazda RX7 | | | | | 148.284 |
| Sat | 148.284 | | | | |
| Sun | DNS | | | | |




2018 Duryea Hillclimb
Final Results
August 18-19, 2018



| | | | | |
|--|---------|---------|---------|------------------|
| SSP - SUPER STREET PREPARED | | | | Best Time |
| 1 91 Shawn Mellinger 04 Cheverolet Corvette | | | | 119.112 |
| Sat | 133.989 | 120.678 | 119.112 | |
| Sun | DNS | | | |
| 2 22 Pat Shannon 98 Chevy Corvette | | | | 125.984 |
| Sat | 138.396 | 131.472 | 125.984 | |
| Sun | 156.452 | | | |
| 3 191 Donna Robinson 04 Chevy Corvette | | | | 152.022 |
| Sat | 156.076 | 152.022 | | |
| Sun | 197.010 | 188.540 | | |
| ASP - A STREET PREPARED | | | | Best Time |
| 1 72 Dennis Portillo 92 Toyota Mr2 | | | | 126.792 |
| Sat | 140.194 | 126.792 | 131.852 | |
| Sun | DNS | | | |
| 2 932 James Nauman 05 Subaru WRX | | | | 129.168 |
| Sat | 146.557 | 130.264 | 129.168 | |
| Sun | 166.696 | | | |
| 3 93 Timothy Murphy 93 Subaru WRX | | | | 137.270 |
| Sat | 138.658 | 137.270 | | |
| Sun | 174.128 | 163.794 | 157.784 | |



**2018 Duryea Hillclimb
Final Results
August 18-19, 2018**



| | | | | | |
|--------------------------------|----------------------------|------------------------------|---------|-----------------|------------------|
| BSP - B STREET PREPARED | | | | | Best Time |
| 1 | 188 Michele Aubele | 12 BMW 135i | | | 124.982 |
| | Sat | 138.920 | 125.980 | 124.982 | |
| | Sun | DNS | | | |
| 2 | 46 Matt Williams | 01 BMW M3 | | | 126.802 |
| | Sat | 135.600 | 126.802 | | |
| | Sun | DNS | | | |
| 3 | 307 Robert Daley | 03 Honda S2000 | | | 128.792 |
| | Sat | 143.849 | 130.512 | 128.792 | |
| | Sun | 162.208 | 151.284 | 150.022 | |
| 4 | 146 Dennis Williams | 01 BMW M3 | | | 131.326 |
| | Sat | 131.326 | 155.022 | | |
| | Sun | DNS | | | |
| 5 | 707 Michael Daley | 03 Honda S2000 | | | 135.996 |
| | Sat | 146.176 | 135.996 | | |
| | Sun | 163.242 | 152.916 | 148.624 155.136 | |
| 6 | 214 Adam Weaver | 87 Porsche 944 S | | | 147.130 |
| | Sat | 163.839 | 151.078 | 147.130 | |
| | Sun | 189.203 | 177.142 | 172.748 171.120 | |
| 7 | 10 Dennis Graber | 74 Chevrolet Corvette | | | 160.104 |
| | Sat | 179.822 | 162.086 | 160.104 | |
| | Sun | DNS | | | |
| CSP - C STREET PREPARED | | | | | Best Time |
| 1 | 86 Keith Gerhard | 99 Mazda Miata | | | 138.060 |
| | Sat | 152.082 | 139.660 | 138.060 | |
| | Sun | DNS | | | |




2018 Duryea Hillclimb
Final Results
August 18-19, 2018



| DSP - D STREET PREPARED | | | | | Best Time |
|--------------------------------|--|---------|---------|---------|------------------|
| 1 | 142 Jason Fraley 06 Audi A3 | | | | 126.880 |
| | Sat | 133.452 | 127.240 | 126.880 | |
| | Sun | DNS | | | |
| 2 | 989 David Hoppe 92 Bmw 325i | | | | 137.568 |
| | Sat | 148.276 | 137.568 | 139.386 | |
| | Sun | 177.340 | 169.034 | 171.050 | |
| 3 | 3 Jody Miller 10 Honda Civic | | | | 141.688 |
| | Sat | 158.771 | 146.460 | 141.688 | |
| | Sun | 182.067 | 177.008 | 164.762 | 163.662 |
| 4 | 31 John Devorak 98 Acura Integra | | | | 156.220 |
| | Sat | 175.818 | 162.662 | 156.220 | |
| | Sun | 176.506 | 167.674 | | |
| ESP - E STREET PREPARED | | | | | Best Time |
| 1 | 341 Steve Lewis 17 Ford Mustang | | | | 118.632 |
| | Sat | 123.658 | 118.632 | | |
| | Sun | DNS | | | |
| 2 | 27X Chris Merring 98 Ford Mustang | | | | 123.396 |
| | Sat | 150.167 | 125.072 | 123.396 | |
| | Sun | 160.790 | 154.438 | 141.382 | 146.948 |
| 3 | 34 Nancy Lewis 17 Ford Mustang | | | | 129.020 |
| | Sat | 142.186 | 129.270 | 129.020 | |
| | Sun | DNS | | | |
| 4 | B4 Gibby Bozicevich 99 Camaro Z-28 | | | | 129.740 |
| | Sat | 146.869 | 132.206 | 129.740 | |
| | Sun | 170.172 | | | |
| 5 | 302 Chris Barrett 13 Ford Mustang | | | | 133.156 |
| | Sat | 148.390 | 133.156 | 133.810 | |
| | Sun | DNS | | | |
| 6 | L8 Kris Reid 99 Chevy Z28 | | | | 141.270 |
| | Sat | 148.753 | 141.270 | | |
| | Sun | 182.321 | | | |
| 7 | 982 Paul O'Donnell 10 Dodge Challenger SRT8 | | | | 142.412 |
| | Sat | 153.779 | 142.412 | 145.672 | |
| | Sun | 189.177 | 171.738 | 156.068 | 159.768 |



2018 Duryea Hillclimb
Final Results
August 18-19, 2018



| | | | | | | | |
|--------------------------------|----------------------------|---------|--------------------------------|---------|--|--|------------------|
| | | | | | | | |
| FSP - F STREET PREPARED | | | | | | | Best Time |
| 1 | 751 Crystal Whisler | | 98 Plymouth Neon | | | | 158.468 |
| Sat | 165.250 | 158.468 | | | | | |
| Sun | 181.711 | 177.130 | 171.822 | | | | |
| 2 | 75 Donald DeHart | | 98 Plymouth Neon | | | | 167.338 |
| Sat | 177.026 | 167.338 | 171.820 | | | | |
| Sun | 187.991 | 183.394 | 184.904 | | | | |
| SM - STREET MOD | | | | | | | Best Time |
| 1 | 306 Eric Johnson | | 79 Ford Mustang | | | | 123.338 |
| Sat | 140.168 | 124.028 | 123.338 | | | | |
| Sun | DNS | | | | | | |
| 2 | 1028 Courtney Cox | | 95 Ford Mustang | | | | 137.064 |
| Sat | 151.456 | 137.064 | 138.416 | | | | |
| Sun | DNS | | | | | | |
| 3 | 999 Jim Crnkovic | | 12 Chevrolet ZL1 Camaro | | | | 145.416 |
| Sat | 161.123 | 150.890 | 145.416 | | | | |
| Sun | 195.652 | 175.464 | 171.272 | 172.794 | | | |
| SSM - SUPER STREET MOD | | | | | | | Best Time |
| 1 | 88 Cameron Johnston | | 95 Mazda Turbo Miata | | | | 124.370 |
| Sat | 143.837 | 125.080 | 124.370 | | | | |
| Sun | 171.496 | 159.448 | 166.708 | | | | |
| 2 | 128 James Guerin | | 04 Honda S2000 | | | | 124.772 |
| Sat | 138.546 | 126.544 | 124.772 | | | | |
| Sun | DNS | | | | | | |
| 3 | 91 Adrienne Vrabel | | 86 Chevrolet Corvette | | | | 127.108 |
| Sat | 139.279 | 127.108 | 127.472 | | | | |
| Sun | DNS | | | | | | |
| 4 | 76 Dan Jones | | 03 Chevy Corvette | | | | 130.062 |
| Sat | 131.702 | 130.062 | | | | | |
| Sun | 165.683 | 161.704 | 153.588 | | | | |
| 5 | 176 Matthew Jones | | 03 Chevy Corvette | | | | 135.160 |
| Sat | 146.104 | 135.160 | 147.974 | | | | |
| Sun | 169.207 | 165.818 | 163.042 | 158.074 | | | |




2018 Duryea Hillclimb
Final Results
August 18-19, 2018



| SMF - STREET MOD FWD | | | | Best Time |
|--|---------|---------|---------|------------------|
| 1 32 Bryan Dion 07 Volkswagen GTI | | | | 121.954 |
| Sat | 130.984 | 121.954 | 122.240 | |
| Sun | DNS | | | |
| 2 661 Matt Phillips 00 Honda Civic | | | | 125.856 |
| Sat | 143.374 | 128.032 | 125.856 | |
| Sun | 149.940 | | | |
| 3 731 Ray Hollister 07 Chevy Cobalt | | | | 126.170 |
| Sat | 140.635 | 127.648 | 126.170 | |
| Sun | DNS | | | |
| 4 159 Doug Austin 07 Mini Cooper S | | | | 131.942 |
| Sat | 139.448 | 133.188 | 131.942 | |
| Sun | 153.067 | | | |
| 5 13 Gary Reider 86 Saab 900s | | | | 132.684 |
| Sat | 151.444 | 132.684 | 133.746 | |
| Sun | 187.204 | 174.608 | | |
| 6 115 Jason Ackerman 96 VW GTI | | | | 143.652 |
| Sat | 143.652 | 152.770 | | |
| Sun | DNS | | | |
| 7 203 Amanda Krause 93 Saab 900s | | | | 150.962 |
| Sat | 155.992 | 152.752 | 150.962 | |
| Sun | 167.088 | 164.464 | 164.922 | |
| 8 114 George Ackerman 96 VW GTI | | | | 151.162 |
| Sat | 179.052 | 151.162 | | |
| Sun | DNS | | | |




2018 Duryea Hillclimb
Final Results
August 18-19, 2018



| | | | | | |
|---------------------------------|-----------------------------|-------------------------------------|---------|-----------------|------------------|
| SMX - STREET MOD EXTREME | | | | | Best Time |
| 1 | 53 Mark Aubele | 97 BMW M3 | | | 110.132 |
| | Sat | 116.428 | 110.540 | 110.132 | |
| | Sun | DNS | | | |
| 2 | 19 Michael Robinson | 99 Chevy Camaro | | | 115.916 |
| | Sat | 134.315 | 115.916 | DNF | |
| | Sun | DNS | | | |
| 3 | 888 Brian Micciche | 93 Mazda Rx7 | | | 116.316 |
| | Sat | 137.108 | 116.316 | 117.288 | |
| | Sun | DNS | | | |
| 4 | 1711 Todd Reid | 95 Honda Civic DX | | | 124.564 |
| | Sat | 134.275 | 124.564 | | |
| | Sun | DNS | | | |
| T3 - TOURING 3 | | | | | Best Time |
| 1 | 153 Thomas Wuellette | 13 Volkswagen GTI | | | 131.394 |
| | Sat | 138.112 | 131.394 | | |
| | Sun | 164.797 | 154.317 | 148.498 144.078 | |
| 2 | 351 Matt Vosper | 13 Volkswagen GTI | | | 138.924 |
| | Sat | 151.187 | 139.908 | 138.924 | |
| | Sun | 189.306 | 191.600 | 166.756 168.672 | |
| T4 - TOURING 4 | | | | | Best Time |
| 1 | 47 Randall Hartinger | 03 Mini Cooper Mini Cooper S | | | 144.200 |
| | Sat | 153.323 | 146.540 | 144.200 | |
| | Sun | DNS | | | |
| SMIA - SPEC MIATA | | | | | Best Time |
| 1 | 801 Greg Gialloreto | 92 Mazda Miata | | | 142.874 |
| | Sat | 166.904 | 146.706 | 142.874 | |
| | Sun | DNS | | | |
| SPU - SUPER PRODUCTION U | | | | | Best Time |
| 1 | 283 James Oswald | 70 VW Beetle | | | 139.478 |
| | Sat | 144.860 | 139.478 | | |
| | Sun | DNS | | | |



2018 Duryea Hillclimb
Final Results
August 18-19, 2018



| | | | | |
|---------------------------------------|---------------------------|--------------------------------|---------|------------------|
| RALFI - RALLY FORCED INDUCTION | | | | Best Time |
| 1 | 931 Don Kennedy | 93 Subaru Impreza | | 133.640 |
| | Sat | 139.431 | 133.968 | 133.640 |
| | Sun | 154.540 | 148.062 | |
| EP - E PRODUCTION | | | | Best Time |
| 1 | 62 Dave Miller | 62 Triumph TR4 | | 140.292 |
| | Sat | 142.815 | 140.292 | |
| | Sun | DNS | | |
| 2 | 7 Tim Williams | 1980 Triumph TR7 | | 158.294 |
| | Sat | 163.813 | 158.294 | |
| | Sun | DNS | | |
| FP - F PRODUCTION | | | | Best Time |
| 1 | 169 Glenn Hoffmann | 89 Honda CRX | | 138.744 |
| | Sat | 149.237 | 138.744 | |
| | Sun | DNS | | |
| HP - H PRODUCTION | | | | Best Time |
| 1 | 50 Joe Whiteley | 64 Austin Healey Sprite | | 134.834 |
| | Sat | 145.877 | 134.834 | |
| | Sun | DNS | | |
| GT1 - GT-1 | | | | Best Time |
| 1 | 19X Kerry Hitt | 15 Cadillac Cts-V | | 118.352 |
| | Sat | 121.931 | 118.352 | |
| | Sun | DNS | | |
| 2 | 25 Randy Ross | 95 Chevy Monto carlo ss | | 128.962 |
| | Sat | 144.486 | 128.962 | |
| | Sun | DNS | | |




2018 Duryea Hillclimb
Final Results
August 18-19, 2018



| | | | | | |
|----------------------|-----------------------------|-------------------------|---------|-----------------|------------------|
| GTL - GT-LITE | | | | | Best Time |
| 1 | 9 Eli Sharp | 65 Mini Cooper S | | | 135.528 |
| | Sat | 139.039 | 135.528 | | |
| | Sun | DNS | | | |
| 2 | 96 Vincent Wieczorek | 65 Mini Cooper S | | | 142.004 |
| | Sat | 153.898 | 142.004 | | |
| | Sun | DNS | | | |
| 3 | 196 William Sekella | 77 Honda Civic | | | 144.092 |
| | Sat | 158.211 | 159.968 | 144.092 | |
| | Sun | 169.168 | 162.212 | 160.600 | |
| 4 | 691 Mike Sacks | 77 Honda Civic | | | 146.224 |
| | Sat | 156.575 | 146.224 | | |
| | Sun | 174.262 | 169.252 | 163.184 168.968 | |
| 5 | 43 Donald McLaughlin | 81 Renault R5 | | | 148.216 |
| | Sat | 156.786 | 148.216 | | |
| | Sun | DNS | | | |
| IM - INEX MOD | | | | | Best Time |
| 1 | 8L Haley Levengood | 37 Ford Legend | | | 121.764 |
| | Sat | 132.456 | 121.764 | | |
| | Sun | DNS | | | |
| 2 | 15A Skip Levengood | 37 Ford Legend | | | 124.948 |
| | Sat | 139.191 | 124.948 | | |
| | Sun | DNS | | | |



**2018 Duryea Hillclimb
Final Results
August 18-19, 2018**



| | | | | | | |
|---|---------|---------|---------|---------|---------|------------------|
| FV - FORMULA V | | | | | | Best Time |
| 1 95 John Pitman 97 Caracal CR | | | | | | 136.900 |
| Sat | 148.943 | 136.900 | | | | |
| Sun | DNS | | | | | |
| 2 87 Dillon Axarlis 84 Womer EV1 | | | | | | 139.880 |
| Sat | 146.939 | 139.880 | | | | |
| Sun | 176.806 | 161.827 | 156.676 | 157.452 | 164.772 | |
| 3 85 Michael White 92 Caracal D | | | | | | 142.416 |
| Sat | 150.179 | 142.416 | | | | |
| Sun | DNS | | | | | |
| 4 187 Dustin Axarlis 84 Womer EV1 | | | | | | 150.858 |
| Sat | 169.436 | 156.020 | 150.858 | | | |
| Sun | 175.328 | DNF | 170.410 | 172.016 | | |
| FS - FORMULA S | | | | | | Best Time |
| 1 68 Timm Murphy 99 Mazda Formula Wankel | | | | | | 119.272 |
| Sat | 137.182 | 119.272 | | | | |
| Sun | 176.826 | | | | | |
| 2 666 Dan Ennis 99 Formula Mazda FM | | | | | | 122.906 |
| Sat | 147.038 | 126.938 | 122.906 | | | |
| Sun | DNS | | | | | |
| SV - SOLO V | | | | | | Best Time |
| 1 81 Robert Oswald Jr. 04 Viper Sv-1 | | | | | | 120.608 |
| Sat | 134.764 | 120.608 | | | | |
| Sun | DNS | | | | | |
| 2 117 George Fink 66 Autodynamics | | | | | | 133.282 |
| Sat | 139.661 | 133.282 | | | | |
| Sun | 170.585 | 158.200 | 150.608 | | | |
| 3 771 Neil Peterson 87 Vindicator Solo Vee | | | | | | 149.880 |
| Sat | 166.311 | 149.880 | | | | |
| Sun | 194.170 | 180.944 | | | | |
| V1 - VINTAGE 1 | | | | | | Best Time |
| 1 531 Dave Smith 59 Austin Healey Sprite | | | | | | 152.570 |
| Sat | 185.375 | 157.278 | 152.570 | | | |
| Sun | DNS | | | | | |




**2018 Duryea Hillclimb
Final Results
August 18-19, 2018**



| | | | | | |
|------------------------|-----------------------------------|----------------------------|---------|---------|------------------|
| V2 - VINTAGE 2 | | | | | Best Time |
| 1 | 38 Susan Salsburg | 61 Jaguar MK2 | | | 188.100 |
| | Sat | 194.476 | 188.100 | | |
| | Sun | DNS | | | |
| V3 - VINTAGE 3 | | | | | Best Time |
| 1 | 887 William Norton | 60 Cooper Formula 3 | | | 182.488 |
| | Sat | 200.824 | 182.488 | DNF | |
| | Sun | 210.474 | 231.470 | 195.984 | 196.318 |
| H1 - HISTORIC 1 | | | | | Best Time |
| 1 | 27 Bill Lessig | 67 Lotus Elan | | | 134.434 |
| | Sat | 150.174 | 135.152 | 134.434 | |
| | Sun | DNS | | | |
| H2 - HISTORIC 2 | | | | | Best Time |
| 1 | 171 Richard Good | 72 Triumph TR6 | | | 123.696 |
| | Sat | 132.466 | 124.156 | 123.696 | |
| | Sun | DNS | | | |
| 2 | 210 Boyd (WHIP) Wagner III | 74 Triumph TR6 | | | 144.068 |
| | Sat | 157.419 | 144.068 | 151.732 | |
| | Sun | DNS | | | |
| H3 - HISTORIC 3 | | | | | Best Time |
| 1 | 6 Theodore Klaus Jr | Caldwell D10 | | | 141.013 |
| | Sat | 141.013 | DNF | | |
| | Sun | DNS | | | |




**2018 Duryea Hillclimb
Final Results
August 18-19, 2018**



| | | | | | |
|------------------------|------------------------------|--------------------------------|---------|---------|------------------|
| H4 - HISTORIC 4 | | | | | Best Time |
| 1 | 61 Steven Hirschtritt | 65 Austin Healey Sprite | | | 139.022 |
| | Sat | 155.612 | 140.096 | 139.022 | |
| | Sun | DNS | | | |
| 2 | 711 Bryner Raudibaugh | 70 Fiat 850 Spyder | | | 144.064 |
| | Sat | 151.552 | 145.610 | 144.064 | |
| | Sun | DNS | | | |
| 3 | 310 Ian Wagner | 69 Austin Healey Sprite | | | 146.316 |
| | Sat | 157.246 | 146.316 | | |
| | Sun | DNS | | | |
| 4 | 74 Dave Dill | 64 Triumph Spitfire | | | 154.650 |
| | Sat | 165.501 | 154.650 | | |
| | Sun | DNS | | | |
| S1 - SPECIAL 1 | | | | | Best Time |
| 1 | 8 Kurt Eikenberg | 94 Cheetah SR1 | | | 120.136 |
| | Sat | 120.136 | | | |
| | Sun | DNS | | | |
| 2 | 3 Raymond Kochin | 94 Honda | | | 138.484 |
| | Sat | 144.481 | 138.484 | | |
| | Sun | 172.333 | 165.640 | 156.420 | 159.974 |
| 3 | 4 Bob Gardner | 06 Stohr Wf-1 | | | 151.383 |
| | Sat | 151.383 | DNF | | |
| | Sun | DNS | | | |
| 4 | 33 Dustin Halechko | 94 Honda Prelude | | | 157.004 |
| | Sat | 168.371 | 162.212 | 157.004 | |
| | Sun | 183.447 | 182.588 | 176.642 | 178.292 |
| S2 - SPECIAL 2 | | | | | Best Time |
| 1 | 21 Bryan Fritzler | 18 Fritzler Raven | | | 128.416 |
| | Sat | 138.150 | 128.416 | | |
| | Sun | DNS | | | |
| 2 | 16 Jeff Avril | 95 Honda Del Sol | | | 144.902 |
| | Sat | 154.627 | 144.902 | | |
| | Sun | 170.971 | 164.841 | 161.824 | 160.034 158.792 |



2018 Duryea Hillclimb
Final Results
August 18-19, 2018



| | | | | | | |
|-----------------------|----------------------------|---------------------------|---------|--|--|------------------|
| S3 - SPECIAL 3 | | | | | | Best Time |
| 1 | 178 Charles King | 02 Chevy Pickup | | | | 119.622 |
| | Sat | 129.623 | 119.622 | | | |
| | Sun | DNS | | | | |
| 2 | 1191 Mike Lascoskie | 77 Chevrolet Monza | | | | 122.738 |
| | Sat | 136.558 | 122.738 | | | |
| | Sun | DNS | | | | |
| 3 | 14 Bill Ascheman | 52 MG TD Replica | | | | 150.228 |
| | Sat | 177.763 | 150.228 | | | |
| | Sun | DNS | | | | |



**Blue Mountain Region SCCA
Saturday Final Raw Time Results
2018 Duryea Hillclimb - August 18-19, 2018**



| Raw Pos. | Pos. | Class | # | Driver | Car Model | Raw Time | Diff. | From 1st | Avg Speed |
|----------|------|-------|------|-------------------|---------------------------|----------|-------|----------|-----------|
| 1 | 1 | SMX | 53 | Mark Aubele | 97 BMW M3 | 110.132 | 0 | 0 | 75.0 |
| 2 | 2 | SMX | 19 | Michael Robinson | 99 Chevy Camaro | 115.916 | 5.784 | 5.784 | 71.3 |
| 3 | 3 | SMX | 888 | Brian Micciche | 93 Mazda Rx7 | 116.316 | 0.400 | 6.184 | 71.0 |
| 4 | 1 | GT2 | 28 | Merlin Miller | 66 Sunbeam Tiger | 116.414 | 0.098 | 6.282 | 70.9 |
| 5 | 1 | GT1 | 19X | Kerry Hitt | 15 Cadillac Cts-V | 118.352 | 1.938 | 8.220 | 69.8 |
| 6 | 1 | ESP | 341 | Steve Lewis | 17 Ford Mustang | 118.632 | 0.280 | 8.500 | 69.6 |
| 7 | 1 | SSP | 91 | Shawn Mellinger | 04 Cheverolet Corvette | 119.112 | 0.480 | 8.980 | 69.3 |
| 8 | 1 | FS | 68 | Timm Murphy | 99 Mazda Formula Wankel | 119.272 | 0.160 | 9.140 | 69.2 |
| 9 | 1 | S3 | 178 | Charles King | 02 Chevy Pickup | 119.622 | 0.350 | 9.490 | 69.0 |
| 10 | 1 | S1 | 8 | J Kurt Eikenberg | 94 Cheetah SR1 | 120.136 | 0.514 | 10.004 | 68.8 |
| 11 | 1 | SV | 81 | Robert Oswald Jr. | 04 Viper Sv-1 | 120.608 | 0.472 | 10.476 | 68.5 |
| 12 | 1 | IM | 8L | Haley Levensgood | 37 Ford Legend | 121.764 | 1.156 | 11.632 | 67.8 |
| 13 | 1 | SMF | 32 | Bryan Dion | 07 Volkswagen GTI | 121.954 | 0.190 | 11.822 | 67.7 |
| 14 | 2 | S3 | 1191 | Mike Lascoskie | 77 Chevrolet Monza | 122.738 | 0.784 | 12.606 | 67.3 |
| 15 | 2 | GT2 | 14 | Ron Lordy | 08 Ford Mustang | 122.880 | 0.142 | 12.748 | 67.2 |
| 16 | 2 | FS | 666 | Dan Ennis | 99 Formula Mazda FM | 122.906 | 0.026 | 12.774 | 67.2 |
| 17 | 1 | SM | 306 | Eric Johnson | 79 Ford Mustang | 123.338 | 0.432 | 13.206 | 67.0 |
| 18 | 2 | ESP | 27X | Chris Merring | 98 Ford Mustang | 123.396 | 0.058 | 13.264 | 66.9 |
| 19 | 1 | H2 | 171 | Richard Good | 72 Triumph TR6 | 123.696 | 0.300 | 13.564 | 66.8 |
| 20 | 1 | SSM | 88 | Cameron Johnston | 95 Mazda Turbo Miata | 124.370 | 0.674 | 14.238 | 66.4 |
| 21 | 4 | SMX | 1711 | Todd Reid | 95 Honda Civic DX | 124.564 | 0.194 | 14.432 | 66.3 |
| 22 | 2 | SSM | 128 | James Guerin | 04 Honda S2000 | 124.772 | 0.208 | 14.640 | 66.2 |
| 23 | 2 | IM | 15A | Skip Levensgood | 37 Ford Legend | 124.948 | 0.176 | 14.816 | 66.1 |
| 24 | 1 | BSP | 188 | Michele Aubele | 12 BMW 135i | 124.982 | 0.034 | 14.850 | 66.1 |
| 25 | 3 | GT2 | 416 | Brandon Lazar | 86 Ford Mustang | 125.310 | 0.328 | 15.178 | 65.9 |
| 26 | 2 | SMF | 661 | Matt Phillips | 00 Honda Civic | 125.856 | 0.546 | 15.724 | 65.6 |
| 27 | 2 | SSP | 22 | Pat Shannon | 98 Chevy Corvette | 125.984 | 0.128 | 15.852 | 65.6 |
| 28 | 3 | SMF | 731 | Ray Hollister | 07 Chevy Cobalt | 126.170 | 0.186 | 16.038 | 65.5 |
| 29 | 1 | ASP | 72 | Dennis Portillo | 92 Toyota Mr2 | 126.792 | 0.622 | 16.660 | 65.1 |
| 30 | 2 | BSP | 46 | Matt Williams | 01 BMW M3 | 126.802 | 0.010 | 16.670 | 65.1 |
| 31 | 1 | DSP | 142 | Jason Fraley | 06 Audi A3 | 126.880 | 0.078 | 16.748 | 65.1 |
| 32 | 3 | SSM | 91 | Adrienne Vrabel | 86 Chevrolet Corvette | 127.108 | 0.228 | 16.976 | 65.0 |
| 33 | 1 | S2 | 21 | Bryan Fritzier | 18 Fritzier Raven | 128.416 | 1.308 | 18.284 | 64.3 |
| 34 | 3 | BSP | 307 | Robert Daley | 03 Honda S2000 | 128.792 | 0.376 | 18.660 | 64.1 |
| 35 | 2 | GT1 | 25 | Randy Ross | 95 Chevy Monto carlo ss | 128.962 | 0.170 | 18.830 | 64.0 |
| 36 | 3 | ESP | 34 | Nancy Lewis | 17 Ford Mustang | 129.020 | 0.058 | 18.888 | 64.0 |
| 37 | 2 | ASP | 932 | James Nauman | 05 Subaru WRX | 129.168 | 0.148 | 19.036 | 63.9 |
| 38 | 1 | ITS | 420 | David Ascheman | 98 Volkswagen Gti Sharpie | 129.702 | 0.534 | 19.570 | 63.7 |
| 39 | 4 | ESP | 84 | Gibby Bozicevich | 99 Camaro Z-28 | 129.740 | 0.038 | 19.608 | 63.7 |
| 40 | 4 | SSM | 76 | Dan Jones | 03 Chevy Corvette | 130.062 | 0.322 | 19.930 | 63.5 |
| 41 | 4 | BSP | 146 | Dennis Williams | 01 BMW M3 | 131.326 | 1.264 | 21.194 | 62.9 |
| 42 | 1 | T3 | 153 | Thomas Wuellette | 13 Volkswagen GTI | 131.394 | 0.068 | 21.262 | 62.9 |
| 43 | 4 | SMF | 159 | Doug Austin | 07 Mini Cooper S | 131.942 | 0.548 | 21.810 | 62.6 |
| 44 | 5 | SMF | 13 | Gary Reider | 86 Saab 900s | 132.684 | 0.742 | 22.552 | 62.2 |
| 45 | 1 | ITA | 56 | Mike Ancas | 95 Dodge Neon | 132.984 | 0.300 | 22.852 | 62.1 |
| 46 | 5 | ESP | 302 | Chris Barrett | 13 Ford Mustang | 133.156 | 0.172 | 23.024 | 62.0 |
| 47 | 2 | SV | 117 | George Fink | 66 Autodynamics | 133.282 | 0.126 | 23.150 | 62.0 |
| 48 | 1 | RALFI | 931 | Don Kennedy | 93 Subaru Impreza | 133.640 | 0.358 | 23.508 | 61.8 |
| 49 | 1 | H1 | 27 | Bill Lessig | 67 Lotus Elan | 134.434 | 0.794 | 24.302 | 61.4 |
| 50 | 1 | HP | 50 | Joe Whiteley | 64 Austin Healey Sprite | 134.834 | 0.400 | 24.702 | 61.3 |
| 51 | 5 | SSM | 176 | Matthew Jones | 03 Chevy Corvette | 135.160 | 0.326 | 25.028 | 61.1 |
| 52 | 1 | GTL | 9 | Eli Sharp | 65 Mini Cooper S | 135.528 | 0.368 | 25.396 | 60.9 |
| 53 | 5 | BSP | 707 | Michael Daley | 03 Honda S2000 | 135.996 | 0.468 | 25.864 | 60.7 |
| 54 | 4 | GT2 | 71 | Rick Kline | 99 Panoz Gt-Wc | 136.374 | 0.378 | 26.242 | 60.6 |
| 55 | 1 | FV | 95 | John Pitman | 97 Caracal CR | 136.900 | 0.526 | 26.768 | 60.3 |
| 56 | 2 | SM | 1028 | Courtney Coxe | 95 Ford Mustang | 137.064 | 0.164 | 26.932 | 60.3 |
| 57 | 3 | ASP | 93 | Timothy Murphy | 93 Subaru WRX | 137.270 | 0.206 | 27.138 | 60.2 |
| 58 | 2 | DSP | 989 | David Hoppe | 92 Bmw 325i | 137.568 | 0.298 | 27.436 | 60.0 |
| 59 | 1 | CSP | 86 | Keith Gerhard | 99 Mazda Miata | 138.060 | 0.492 | 27.928 | 59.8 |



**Blue Mountain Region SCCA
Saturday Final Raw Time Results
2018 Duryea Hillclimb - August 18-19, 2018**



| Raw Pos. | Pos. | Class | # | Driver | Car Model | Raw Time | Diff. | From 1st | Avg Speed |
|----------|------|-------|-----|------------------------|------------------------------|----------|--------|----------|-----------|
| 60 | 2 | S1 | 3 | Raymond Kochin | 94 Honda | 138.484 | 0.424 | 28.352 | 59.6 |
| 61 | 1 | FP | 169 | Glenn Hoffmann | 89 Honda CRX | 138.744 | 0.260 | 28.612 | 59.5 |
| 62 | 2 | T3 | 351 | Matt Vosper | 13 Volkswagen GTI | 138.924 | 0.180 | 28.792 | 59.5 |
| 63 | 1 | H4 | 61 | Steven Hirschtritt | 65 Austin Healey Sprite | 139.022 | 0.098 | 28.890 | 59.4 |
| 64 | 1 | SPU | 283 | James Oswald | 70 VW Beetle | 139.478 | 0.456 | 29.346 | 59.2 |
| 65 | 2 | FV | 87 | Dillon Axarlis | 84 Womer EV1 | 139.880 | 0.402 | 29.748 | 59.0 |
| 66 | 1 | EP | 62 | Dave Miller | 62 Triumph TR4 | 140.292 | 0.412 | 30.160 | 58.9 |
| 67 | 1 | H3 | 6 | Theodore Klaus Jr | Caldwell D10 | 141.013 | 0.721 | 30.881 | 58.6 |
| 68 | 6 | ESP | L8 | Kris Reid | 99 Chevy Z28 | 141.270 | 0.257 | 31.138 | 58.5 |
| 69 | 3 | DSP | 3 | Jody Miller | 10 Honda Civic | 141.688 | 0.418 | 31.556 | 58.3 |
| 70 | 2 | GTL | 96 | Vincent Wiczorek | 65 Mini Cooper S | 142.004 | 0.316 | 31.872 | 58.2 |
| 71 | 7 | ESP | 982 | Paul O'Donnell | 10 Dodge Challenger SRT8 | 142.412 | 0.408 | 32.280 | 58.0 |
| 72 | 3 | FV | 85 | Michael White | 92 Caracal D | 142.416 | 0.004 | 32.284 | 58.0 |
| 73 | 2 | ITA | 156 | Kurtis Emigh | 95 Dodge Neon | 142.466 | 0.050 | 32.334 | 58.0 |
| 74 | 1 | SMIA | 801 | Greg Gialloreto | 92 Mazda Miata | 142.874 | 0.408 | 32.742 | 57.8 |
| 75 | 2 | ITS | 103 | George Witman | 85 Mazda RX7 | 142.968 | 0.094 | 32.836 | 57.8 |
| 76 | 6 | SMF | 115 | Jason Ackerman | 96 VW GTI | 143.652 | 0.684 | 33.520 | 57.5 |
| 77 | 2 | H4 | 711 | Bryner Raudibaugh | 70 Fiat 850 Spyder | 144.064 | 0.412 | 33.932 | 57.3 |
| 78 | 2 | H2 | 210 | Boyd (WHIP) Wagner III | 74 Triumph TR6 | 144.068 | 0.004 | 33.936 | 57.3 |
| 79 | 3 | GTL | 196 | William Sekella | 77 Honda Civic | 144.092 | 0.024 | 33.960 | 57.3 |
| 80 | 1 | T4 | 47 | Randall Hartinger | 03 Mini Cooper Mini Cooper S | 144.200 | 0.108 | 34.068 | 57.3 |
| 81 | 1 | GT3 | 6X | Matthew Hoegg | 86 VW Scirocco | 144.232 | 0.032 | 34.100 | 57.3 |
| 82 | 2 | S2 | 16 | Jeff Avril | 95 Honda Del Sol | 144.902 | 0.670 | 34.770 | 57.0 |
| 83 | 3 | SM | 999 | Jim Crnkovic | 12 Chevrolet ZL1 Camaro | 145.416 | 0.514 | 35.284 | 56.8 |
| 84 | 4 | GTL | 691 | Mike Sacks | 77 Honda Civic | 146.224 | 0.808 | 36.092 | 56.5 |
| 85 | 3 | H4 | 310 | Ian Wagner | 69 Austin Healey Sprite | 146.316 | 0.092 | 36.184 | 56.5 |
| 86 | 6 | BSP | 214 | Adam Weaver | 87 Porsche 944 S | 147.130 | 0.814 | 36.998 | 56.1 |
| 87 | 5 | GTL | 43 | Donald McLaughlin | 81 Renault R5 | 148.216 | 1.086 | 38.084 | 55.7 |
| 88 | 2 | GT3 | 57 | Grace Huntzinger | 86 VW Scirocco 16V | 148.240 | 0.024 | 38.108 | 55.7 |
| 89 | 3 | ITS | 3 | Dale Witman | 85 Mazda RX7 | 148.284 | 0.044 | 38.152 | 55.7 |
| 90 | 1 | ITB | 881 | Emily Oswald | 84 Volkswagen Rabbit | 148.430 | 0.146 | 38.298 | 55.6 |
| 91 | 2 | ITB | 45 | Mike Axarlis | 86 VW Golf | 148.802 | 0.372 | 38.670 | 55.5 |
| 92 | 3 | SV | 771 | Neil Peterson | 87 Vindicator Solo Vee | 149.880 | 1.078 | 39.748 | 55.1 |
| 93 | 3 | GT3 | 42 | Shawn Fraley | Ford Pinto | 150.144 | 0.264 | 40.012 | 55.0 |
| 94 | 3 | S3 | 14 | Bill Ascheman | 52 MG TD Replica | 150.228 | 0.084 | 40.096 | 55.0 |
| 95 | 4 | FV | 187 | Dustin Axarlis | 84 Womer EV1 | 150.858 | 0.630 | 40.726 | 54.8 |
| 96 | 7 | SMF | 203 | Amanda Krause | 93 Saab 900s | 150.962 | 0.104 | 40.830 | 54.7 |
| 97 | 8 | SMF | 114 | George Ackerman | 96 VW GTI | 151.162 | 0.200 | 41.030 | 54.6 |
| 98 | 3 | S1 | 4 | Bob Gardner | 06 Stohr Wf-1 | 151.383 | 0.221 | 41.251 | 54.6 |
| 99 | 3 | SSP | 191 | Donna Robinson | 04 Chevy Corvette | 152.022 | 0.639 | 41.890 | 54.3 |
| 100 | 1 | V1 | 531 | Dave Smith | 59 Austin Healey Sprite | 152.570 | 0.548 | 42.438 | 54.1 |
| 101 | 4 | GT3 | 69 | Peter Stillwell | 69 BMW 2002 | 153.978 | 1.408 | 43.846 | 53.6 |
| 102 | 4 | H4 | 74 | Dave Dill | 64 Triumph Spitfire | 154.650 | 0.672 | 44.518 | 53.4 |
| 103 | 4 | DSP | 31 | John Devorak | 98 Acura Integra | 156.220 | 1.570 | 46.088 | 52.9 |
| 104 | 4 | S1 | 33 | Dustin Halechko | 94 Honda Prelude | 157.004 | 0.784 | 46.872 | 52.6 |
| 105 | 2 | EP | 7 | Tim Williams | 1980 Triumph TR7 | 158.294 | 1.290 | 48.162 | 52.2 |
| 106 | 1 | FSP | 751 | Crystal Whisler | 98 Plymouth Neon | 158.468 | 0.174 | 48.336 | 52.1 |
| 107 | 7 | BSP | 10 | Dennis Graber | 74 Chevrolet Corvette | 160.104 | 1.636 | 49.972 | 51.6 |
| 108 | 1 | BSPEC | 17 | David Arron | 13 Ford Fiesta | 166.322 | 6.218 | 56.190 | 49.7 |
| 109 | 2 | FSP | 75 | Donald DeHart | 98 Plymouth Neon | 167.338 | 1.016 | 57.206 | 49.4 |
| 110 | 1 | V3 | 887 | William Norton | 60 Cooper Formula 3 | 182.488 | 15.150 | 72.356 | 45.3 |
| 111 | 1 | V2 | 38 | Susan Salsburg | 61 Jaguar MK2 | 188.100 | 5.612 | 77.968 | 43.9 |



**Blue Mountain Region SCCA
Sunday Final Raw Time Results
2018 Duryea Hillclimb - August 18-19, 2018**



| Raw Pos. | Pos. | Class | # | Driver | Car Model | Raw Time | Diff. | From 1st | Avg Speed |
|----------|------|-------|-----|------------------|---------------------------|----------|-------|----------|-----------|
| 1 | 1 | GT2 | 14 | Ron Lordy | 08 Ford Mustang | 138.422 | 0 | 0 | 59.7 |
| 2 | 1 | ESP | 27X | Chris Merring | 98 Ford Mustang | 141.382 | 2.96 | 2.96 | 58.4 |
| 3 | 1 | T3 | 153 | Thomas Wuellette | 13 Volkswagen GTI | 144.078 | 2.70 | 5.66 | 57.3 |
| 4 | 1 | ITS | 420 | David Ascheman | 98 Volkswagen Gti Sharpie | 147.090 | 3.01 | 8.67 | 56.2 |
| 5 | 2 | GT2 | 416 | Brandon Lazar | 86 Ford Mustang | 147.620 | 0.53 | 9.20 | 56.0 |
| 6 | 1 | RALFI | 931 | Don Kennedy | 93 Subaru Impreza | 148.062 | 0.44 | 9.64 | 55.8 |
| 7 | 1 | BSP | 707 | Michael Daley | 03 Honda S2000 | 148.624 | 0.56 | 10.20 | 55.6 |
| 8 | 1 | SMF | 661 | Matt Phillips | 00 Honda Civic | 149.940 | 1.32 | 11.52 | 55.1 |
| 9 | 2 | BSP | 307 | Robert Daley | 03 Honda S2000 | 150.022 | 0.08 | 11.60 | 55.1 |
| 10 | 1 | SV | 117 | George Fink | 66 Autodynamics | 150.608 | 0.59 | 12.19 | 54.8 |
| 11 | 1 | ITA | 156 | Kurtis Emigh | 95 Dodge Neon | 151.904 | 1.30 | 13.48 | 54.4 |
| 12 | 2 | SMF | 159 | Doug Austin | 07 Mini Cooper S | 153.067 | 1.16 | 14.65 | 54.0 |
| 13 | 1 | SSM | 76 | Dan Jones | 03 Chevy Corvette | 153.588 | 0.52 | 15.17 | 53.8 |
| 14 | 2 | ESP | 982 | Paul O'Donnell | 10 Dodge Challenger SRT8 | 156.068 | 2.48 | 17.65 | 52.9 |
| 15 | 1 | S1 | 3 | Raymond Kochin | 94 Honda | 156.420 | 0.35 | 18.00 | 52.8 |
| 16 | 1 | SSP | 22 | Pat Shannon | 98 Chevy Corvette | 156.452 | 0.03 | 18.03 | 52.8 |
| 17 | 1 | FV | 87 | Dillon Axarlis | 84 Womer EV1 | 156.676 | 0.22 | 18.25 | 52.7 |
| 18 | 1 | GT3 | 6X | Matthew Hoegg | 86 VW Scirocco | 157.218 | 0.54 | 18.80 | 52.5 |
| 19 | 1 | ASP | 93 | Timothy Murphy | 93 Subaru WRX | 157.784 | 0.57 | 19.36 | 52.3 |
| 20 | 2 | SSM | 176 | Matthew Jones | 03 Chevy Corvette | 158.074 | 0.29 | 19.65 | 52.3 |
| 21 | 1 | ITB | 881 | Emily Oswald | 84 Volkswagen Rabbit | 158.186 | 0.11 | 19.76 | 52.2 |
| 22 | 1 | S2 | 16 | Jeff Avril | 95 Honda Del Sol | 158.792 | 0.61 | 20.37 | 52.0 |
| 23 | 3 | SSM | 88 | Cameron Johnston | 95 Mazda Turbo Miata | 159.448 | 0.66 | 21.03 | 51.8 |
| 24 | 2 | ITA | 56 | Mike Ancas | 95 Dodge Neon | 159.752 | 0.30 | 21.33 | 51.7 |
| 25 | 1 | GTL | 196 | William Sekella | 77 Honda Civic | 160.600 | 0.85 | 22.18 | 51.4 |
| 26 | 2 | GT3 | 57 | Grace Huntzinger | 86 VW Scirocco 16V | 163.180 | 2.58 | 24.76 | 50.6 |
| 27 | 2 | GTL | 691 | Mike Sacks | 77 Honda Civic | 163.184 | 0.00 | 24.76 | 50.6 |
| 28 | 1 | DSP | 3 | Jody Miller | 10 Honda Civic | 163.662 | 0.48 | 25.24 | 50.5 |
| 29 | 3 | SMF | 203 | Amanda Krause | 93 Saab 900s | 164.464 | 0.80 | 26.04 | 50.2 |
| 30 | 2 | ITB | 45 | Mike Axarlis | 86 VW Golf | 165.368 | 0.90 | 26.95 | 49.9 |
| 31 | 2 | ASP | 932 | James Nauman | 05 Subaru WRX | 166.696 | 1.33 | 28.27 | 49.5 |
| 32 | 2 | T3 | 351 | Matt Vosper | 13 Volkswagen GTI | 166.756 | 0.06 | 28.33 | 49.5 |
| 33 | 2 | DSP | 31 | John Devorak | 98 Acura Integra | 167.674 | 0.92 | 29.25 | 49.3 |
| 34 | 3 | DSP | 989 | David Hoppe | 92 Bmw 325i | 169.034 | 1.36 | 30.61 | 48.9 |
| 35 | 3 | ESP | 84 | Gibby Bozicevich | 99 Camaro Z-28 | 170.172 | 1.14 | 31.75 | 48.5 |
| 36 | 2 | FV | 187 | Dustin Axarlis | 84 Womer EV1 | 170.410 | 0.24 | 31.99 | 48.5 |
| 37 | 3 | BSP | 214 | Adam Weaver | 87 Porsche 944 S | 171.120 | 0.71 | 32.70 | 48.3 |
| 38 | 1 | SM | 999 | Jim Crnkovic | 12 Chevrolet ZL1 Camaro | 171.272 | 0.15 | 32.85 | 48.2 |
| 39 | 1 | FSP | 751 | Crystal Whisler | 98 Plymouth Neon | 171.822 | 0.55 | 33.40 | 48.1 |
| 40 | 4 | SMF | 13 | Gary Reider | 86 Saab 900s | 174.608 | 2.79 | 36.19 | 47.3 |
| 41 | 2 | S1 | 33 | Dustin Halechko | 94 Honda Prelude | 176.642 | 2.03 | 38.22 | 46.8 |
| 42 | 1 | FS | 68 | Timm Murphy | 99 Mazda Formula Wankel | 176.826 | 0.18 | 38.40 | 46.7 |
| 43 | 2 | SV | 771 | Neil Peterson | 87 Vindicator Solo Vee | 180.944 | 4.12 | 42.52 | 45.6 |
| 44 | 4 | ESP | L8 | Kris Reid | 99 Chevy Z28 | 182.321 | 1.38 | 43.90 | 45.3 |
| 45 | 2 | FSP | 75 | Donald DeHart | 98 Plymouth Neon | 183.394 | 1.07 | 44.97 | 45.0 |
| 46 | 2 | SSP | 191 | Donna Robinson | 04 Chevy Corvette | 188.540 | 5.15 | 50.12 | 43.8 |
| 47 | 1 | V3 | 887 | William Norton | 60 Cooper Formula 3 | 195.984 | 7.44 | 57.56 | 42.1 |
| 48 | 3 | GT3 | 42 | Shawn Fraley | Ford Pinto | 205.797 | 9.81 | 67.38 | 40.1 |