



The Official Newsletter of  
**EAA Chapter 2**

April 2017 Volume 61 Issue 4



## President's Corner

Thanks to Ryan Stark and family for hosting the March gathering to see their *Van's RV-12* under construction. Ryan and Sheri are both working on the project and make a great team. Their willingness to share their time and hospitality with the Chapter are appreciated! (see March Gathering Notes on page 4) The Chapter 2 calendar is filling up again this year with a variety of great programs, speakers, and visits to projects.

Remember, in addition to our regular gatherings; Young Eagles Rallies play an important part in our Chapter's mission of promoting aviation. The YE rallies will be starting up again in May and are always a good time to meet and work with other Chapter members; while interacting with the public and getting the next generation excited about aviation. There is a place for you on ground crew, and if you are a pilot, your skills and plane would be greatly appreciated as well. Contact Laramie or David Resler to get on the list of volunteers whether you can work one event or several.

Be sure to watch the newsletter, website, and email for calendar updates and reminders. Our next regular gathering is a WINGS seminar at IVY Tech on April 14 and will feature the new IACO flight plan forms. This seminar counts for WINGS credit. Snacks and beverages will be provided.

Happy Flying!

Mark Beck 

## NEXT GATHERING

**Friday, April 14, 7 P.M.**

IVY Tech Aviation Center  
405 W. Cook Rd. at Smith Field


We will have an informative WINGS seminar regarding the new ICAO flight plan forms that will soon be required by the FAA. Sometime this year, the FAA plans to replace the familiar domestic flight plan form with the ICAO flight plan form. All flight plans filed in the US after that changeover date will be required to use the ICAO form. Details forthcoming.

This seminar will explore the similarities and differences between the two forms as well as hints for filling out the ICAO form. Afterward, we will view an EAA Chapter Video Magazine episode or two.

[Register to receive WINGS credit.](#)



## 2017 Dues



If you haven't renewed your annual Chapter dues (*still just \$20.00*), now is the time. From the EAA2 website [www.eaa2.org](http://www.eaa2.org), click on "Join Chapter 2" (on the top menu). Complete the *Membership Renewal form*, and pay with Credit Card or PayPal as prompted. You may also pay in person at the next meeting (April 14), or follow the instructions on page 7 of this newsletter to renew by mail.

**Thank you for your support  
and participation!**

Are you a pilot? Are you building an aircraft? Are you an aircraft owner?  
Are you just "plane nuts" about aviation?  
If so, then join us! Visit our website at [www.eaa2.org](http://www.eaa2.org) and click on "Join EAA2"

## Young Eagles

We're only a month away from our first Young Eagles Rally on May 13. We'll need pilots and ground support. If you can help at this rally, let us know by email to [youngeagles@eaa2.org](mailto:youngeagles@eaa2.org) or text to [260-402-3478](tel:260-402-3478) (*please include your name in the text*).

The date for our next rally is June 10 at SMD. We are also working on a Young Eagle Rally at HHG on June 18. That is Father's Day Sunday and the times will be in the afternoon. Steve at HHG has found a couple pilots and a few ground support for us, but we can still use some help from our membership. If you would be available for either of these June rallies, let us know by email or text.

Looking forward to another successful year of flying kids and getting them interested in aviation. *We appreciate your support of the Young Eagles program.*

Smooth air and tailwinds!

*David and Laramie Resler*

Young Eagles Coordinators  
EAA2 & VAA37  
260-402-3478



## Monthly Gatherings

Unless otherwise noted, regular Chapter Gatherings are on the second Friday of the month at 7:00 P.M. at IVY Tech Aviation Center, 405 West Cook Road. Special activities such as Young Eagles Rallies, Pancake Breakfast, and Chili lunch are usually on Saturdays. Watch the newsletter and website [www.eaa2.org](http://www.eaa2.org) for updates. **Bring a Friend!**



### 2017 EAA2 EVENTS

**Friday • April 14 • 7 P.M.**  
**EAA2 Monthly Get-Together**  
IVY-Tech Aviation CTR - ICAO flight plan forms

**Saturday • May 6 • 9 A.M. to 1 P.M.**   
**VAA 37 Young Eagles Rally**  
Vintage Clubhouse at DeKalb County Airport

**Friday • May 12 • 7 P.M.**  
**EAA2 Monthly Get-Together**  
Panel Discussion of Homebuilt Flight Testing

**Saturday • May 13 • 9 A.M. to 1 P.M.**   
**EAA 2 Young Eagles Rally**  
Hangar 2 at Smith Field Airport

**Saturday • June 3 • 9 A.M. to 1 P.M.**   
**VAA 37 Young Eagles Rally**  
Vintage Clubhouse at DeKalb County Airport

**Friday • June 9 • 6 P.M.**   
**EAA2 Monthly Get-Together**  
Cookout at Smith Field

**Saturday • June 10 • 9 A.M. to 1 P.M.**   
**EAA 2 Young Eagles Rally**  
Hangar 2 at Smith Field Airport

**Friday • July 7 • 5:30 P.M.**  
**Set-up for Pancake Breakfast**  
Hangar 2 at Smith Field Airport 

**Saturday • July 8 • 7-11 A.M.**  
**Pancake Breakfast Fly-in/Cruise-in**  
Hangar 2 at Smith Field Airport

**Friday • July 24-30•**  
**AIRVENTURE at Oshkosh**

**Friday • Aug 11 • 7:00 P.M.**  
**Blackstone Labs**  
Oil analysis process & engine malfunctions

**Friday • Sep 8 • 7:00 P.M.**  
**EAA2 Monthly Get-Together**  
IVY tech - Corrosion Seminar by Tony Saxton

Are you a pilot? Are you building an aircraft? Are you an aircraft owner?  
Are you just “plane nuts” about aviation?  
If so, then join us! Visit our website at [www.eaa2.org](http://www.eaa2.org) and click on “Join EAA2”

## Homebuilt Corner – Learning the Art of TIG Welding

Almost all aircraft use TIG (Tungsten Inert Gas) welding for some of the important parts. Even if you are building an aluminum or composite aircraft, it probably has some 4130 steel, stainless steel or aluminum parts that were joined using TIG welding. These often include engine mounts, control sticks, landing gear and exhaust parts. I learned to TIG weld 15 years ago and I continue to use this valuable skill for aircraft and automotive parts to this day.

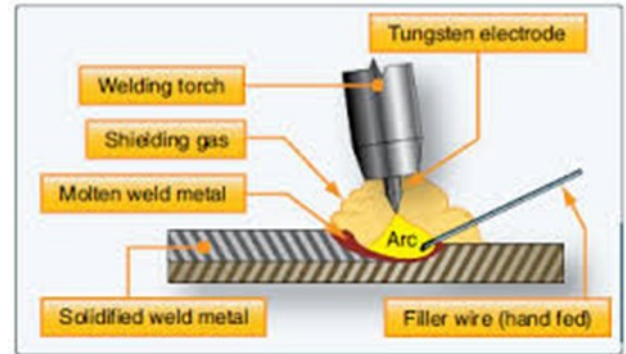


Figure 5-7. Tungsten inert gas (TIG) welding process.

In the early days of aviation, gas welding was used to make most aircraft fuselages using high strength 4130 alloy steel tubing. This made an intimate fusion weld between the two pieces of metal that had maximum strength and reliability. Today, gas welding has often been replaced by electric arc TIG welding because it is quicker, easy to learn and will fusion weld more materials. As the diagram above shows, an arc from a tungsten electrode is shielded by a cover gas – often argon. The two metals are melted or fused together. This welding method is relatively easy to inspect visually, as shown in the picture below.



Filler rod is added to the argon protected weld puddle



Excellent TIG welding on a fuselage joint cluster

(Continued on page 4)

Are you a pilot? Are you building an aircraft? Are you an aircraft owner?  
Are you just “plane nuts” about aviation?  
If so, then join us! Visit our website at [www.eaa2.org](http://www.eaa2.org) and click on “Join EAA2”

(Homebuilt Corner, Continued from page 3)

TIG or gas fusion welding is superior to the more common MIG welding that uses a wire feed that sprays molten metal. With the wrong settings, MIG or wire feed welding can have a nice looking weld bead that does not penetrate the metal and has little strength. Because MIG is much harder to inspect and verify visually, TIG welding is used for most aircraft, race car and marine structures that require high strength and reliability. Another advantage of TIG welding is that aluminum can be fusion welded using an AC welding arc (DC is usually used for steel and stainless). Many welders will do both DC and AC.

If you are interested in trying or learning to TIG weld, many opportunities are available. [EAA Sportair workshops](#) holds a two day TIG welding class (link below) and several welding companies hold free hands on weld seminars at the AirVenture Oshkosh convention. Our local Anthis Career Center (now FWCS Career Academy) and [IVY Tech](#) offer welding classes. If you learned to gas weld on a past aircraft project or in high school shop class, many find that you already have some of the skills to TIG weld. After the weld puddle is started, the two processes are similar.

Even if you try TIG welding and decide not to continue learning, this basic knowledge will allow you to inspect TIG welds on kit aircraft parts and make sure the quality is there. In addition to your aircraft hobby, many industries use TIG welding and this knowledge can often help you in your job. Here are some links for more information and videos on TIG welding:

- <https://www.eaa.org/en/ea/aviation-education-and-resources/ea-sportair-workshops/ea-sportair-workshops-courses/tig-welding>
- <http://www.aviationpros.com/article/10382068/tig-welding>
- <http://www.lincolnelectric.com/en-us/support/welding-how-to/Pages/chrome-moly-detail.aspx>
- <https://www.millerwelds.com/equipment/welders/tig-gtaw>
- [https://www.youtube.com/watch?v=iC2DG8jVp\\_M](https://www.youtube.com/watch?v=iC2DG8jVp_M)
- <http://www.lincolnelectric.com/en-us/support/welding-how-to/Pages/chrome-moly-detail.aspx>

Note – Photos courtesy of Miller Welding; USAweld.com; Rangerairfield.org; and aviationsafetybureau.com

Fair skies and tailwinds,

*Larry Zepp*

---

## March Gathering at Ryan Stark's

Eighteen members and guests gathered at the Stark residence near Ossian for the March project visit. The shop was pleasantly warmed by the wood burning stove as guests arrived and were invited to enjoy sandwiches, snacks, and drinks. Ryan and Sheri Stark gave updates on the *Van's Aircraft RV-12* project which they took over after Ryan's dad, Jim, passed away last year. Both Sheri and Ryan have been working on the project and both related construction details from their experience. (See Photos on Page 6.)





## Selected Fly-in Events Around Fort Wayne, IN




Prepared Apr 1, 2017 by Craig Brown—Not responsible for errors. Verify event before departure.

Date	What	Where	Airport	Source	Contact	nm from SMD
4/7/2017	Lunch at Goshen FBO	Goshen, IN	GSH	FBO	Goshen FBO, 574-533-8245	37
4/15/2017	Spring pancake fly-in and drive-in	Westfield, IN	I72	EAA.org	Justin Pallas eaa@pallasdesignstudio.com	80
4/22/2017	Vintage Chapter 37 Breakfast	Auburn, IN	GWB	Newsltr.	Sebastian Baumgardner 260-908-2156	11
5/5/2017	Lunch at Goshen FBO	Goshen, IN	GSH	FBO	Goshen FBO, 574-533-8245	37
5/14/2017	Fly-in / drive-in pancake breakfast	Napoleon, MI	3NP	Mich DOT	Richard Tallman 517-536-4476	74
5/27/2017	Vintage Chapter 37 Breakfast	Auburn, IN	GWB	Newsltr.	Sebastian Baumgardner 260-908-2156	11
5/28/2017	pancakes, eggs, sausage, juice, coffee, door prizes, and pilot freebies	Jackson, MI	JXN	Mich DOT	150chuck@gmail.com 517-581-0273	74
6/2/2017	Lunch at Goshen FBO	Goshen, IN	GSH	FBO	Goshen FBO, 574-533-8245	37
6/10/2017	EAA Chapter 67 Pancake Breakfast Fly In/Drive In	Noblesville, IN	I80	Flyins .com EAA.org	Brian Crull 317-201-6822 eaa67.org	78
6/24/2017	Sturgis dawn patrol fly-in	Sturgis, MI	IRS	EAA.org Mich DOT	Jim Liston 269-659-3248	42
6/24/2017	Vintage Chapter 37 Breakfast	Auburn, IN	GWB	Newsltr.	Sebastian Baumgardner 260-908-2156	11
7/1/2017	Breakfast Fly-in	Watervliet, MI	40C	Mich DOT	Don Carney 269-208-3296 donrcs@yahoo.com	80
7/2/2017	Breakfast Fly-in	Watervliet, MI	40C	Mich DOT	Don Carney 269-208-3296 donrcs@yahoo.com	80
7/7/2017	Lunch at Goshen FBO	Goshen, IN	GSH	FBO	Goshen FBO, 574-533-8245	37
7/15/2017	Pancake Breakfast and Fly-in	Hastings, MI	9D9	Mich DOT	Kelvin Bicknell 269-830-9823 kelvinbicknell12@gmail.com	92
8/4/2017	Lunch at Goshen FBO	Goshen, IN	GSH	FBO	Goshen FBO, 574-533-8245	37
8/13/2017	South Haven Fly-in Breakfast	South Haven, MI	LWA	Mich DOT	David Johnson 269-637-7343 southhavenairport@gmail.com	88
8/19/2017	EAA Chapter 67 Pancake Breakfast Fly In/Drive In	Noblesville, IN	I80	Flyins .com EAA.org	Brian Crull 317-201-6822 eaa67.org	78

Are you a pilot? Are you building an aircraft? Are you an aircraft owner?  
 Are you just "plane nuts" about aviation?  
 If so, then join us! Visit our website at [www.eaa2.org](http://www.eaa2.org) and click on "Join EAA2"

(Continued from page 5)						
Date	What	Where	Airport	Source	Contact	nm from SMD
8/19/2017	Annual fly-in-drive-in lunch	Westfield, IN	I72	EAA.org	Justin Pallas eaa@pallasdesignstudio.com	80
8/26/2017	Vintage Chapter 37 Breakfast	Auburn, IN	GWB	Newsltr.	Sebastian Baumgardner 260-908-2156	11
9/1/2017	Lunch at Goshen FBO	Goshen, IN	GSH	FBO	Goshen FBO, 574-533-8245	37
9/9/2017	Indy Air Expo 2017	Greenfield, IN	MQJ	Flyins.com	Fred Sipe 317-269-1999 www.indyairexpo.org	85
9/10/2017	Annual Patriots Day Fly-in and pancake breakfast	Hillsdale, MI	JYM	Mich DOT	Ginger Moore 517-797-4833 patriotaviationkjym@gmail.com	53
9/23/2017	Vintage Chapter 37 Breakfast	Auburn, IN	GWB	Newsltr.	Sebastian Baumgardner 260-908-2156	11
10/1/2017	Breakfast fly-in	Berrien Springs, MI	C20	Mich DOT	Jean Gustavsen 269-471-3120 jeang@andrews.edu	73
10/6/2017	Lunch at Goshen FBO	Goshen, IN	GSH	FBO	Goshen FBO, 574-533-8245	37
10/15/2017	Chili Hop Fly-in lunch	Watervliet, MI	40C	Mich DOT	Don Carney 269-208-3296 donrcs@yahoo.com	80
10/28/2017	Vintage Chapter 37 Breakfast	Auburn, IN	GWB	Newsltr.	Sebastian Baumgardner 260-908-2156	11

### Ryan and Sheri Stark's *Van's Aircraft RV-12* project



Precision Workmanship - looking into the tail cone



Meticulous Attention to Detail in forward fuselage

Are you a pilot? Are you building an aircraft? Are you an aircraft owner?  
Are you just "plane nuts" about aviation?  
If so, then join us! Visit our website at [www.eaa2.org](http://www.eaa2.org) and click on "Join EAA2"

## 2017 Dues Renewal

Please complete this form and mail to the address below with a check for \$20 to renew your dues for 2017. If you are a new member, please download a membership form from our [website](http://www.eaa2.org) or you may contact a Chapter 2 officer or board member for more information. Dues renewals are due January 1 of each year. Payments may be made by check via Postal Service—or—at monthly Chapter 2 gatherings—or—by credit card or Pay Pal via the Chapter 2 website ([www.eaa2.org](http://www.eaa2.org)).

Name: \_\_\_\_\_ National EAA Member # \_\_\_\_\_

Address: \_\_\_\_\_


City: \_\_\_\_\_ State: \_\_\_\_\_ Zip Code: \_\_\_\_\_

Home Phone: \_\_\_\_\_ Alternate Phone: \_\_\_\_\_

Email Address: \_\_\_\_\_

Spouse Name (if applicable): \_\_\_\_\_

Please mail this form and a check for \$20 made out to "EAA Chapter Two" to:



Only \$20.00





**Newsletter Editor**  
 2812 Trent Drive  
 Fort Wayne, IN 46815

**Experimental Aircraft Association Chapter Two**  
 429 E Dupont Rd. #183  
 Fort Wayne, Indiana 46845

*Experimental Aircraft Association Chapter Two Encourages and Promotes Sport Aviation and Aeronautical Education in Northeast Indiana.*

**EAA Chapter 2 Officers and Board Members:**

<b>President</b>	Mark Beck	(260) 403-6220	president@eaa2.org
<b>Vice President</b>	Larry Zepp	(260) 348-0336	vicepresident@eaa2.org
<b>Secretary</b>	Claudia Paterson	260-344-1084	secretary@eaa2.org
<b>Treasurer</b>	Geoff Robison	(260) 437-5579	treasurer@eaa2.org
<b>Young Eagle Coordinators</b>	David & Laramie Resler	(260) 693-6191	youngeagles@eaa2.org
<b>Builder's Support</b>	Larry Zepp	(260) 348-0336	skyking6500@gmail.com
<b>Website Editor</b>	Kevin Stahl	(260) 637-3613	webmaster@eaa2.org
<b>Newsletter Editor</b>	Pam Zepp	(260) 602-2398	newsletter@eaa2.org
<b>Technical Advisor</b>	<b>Position Open</b>		
<b>Flight Advisor</b>	Craig Brown		