


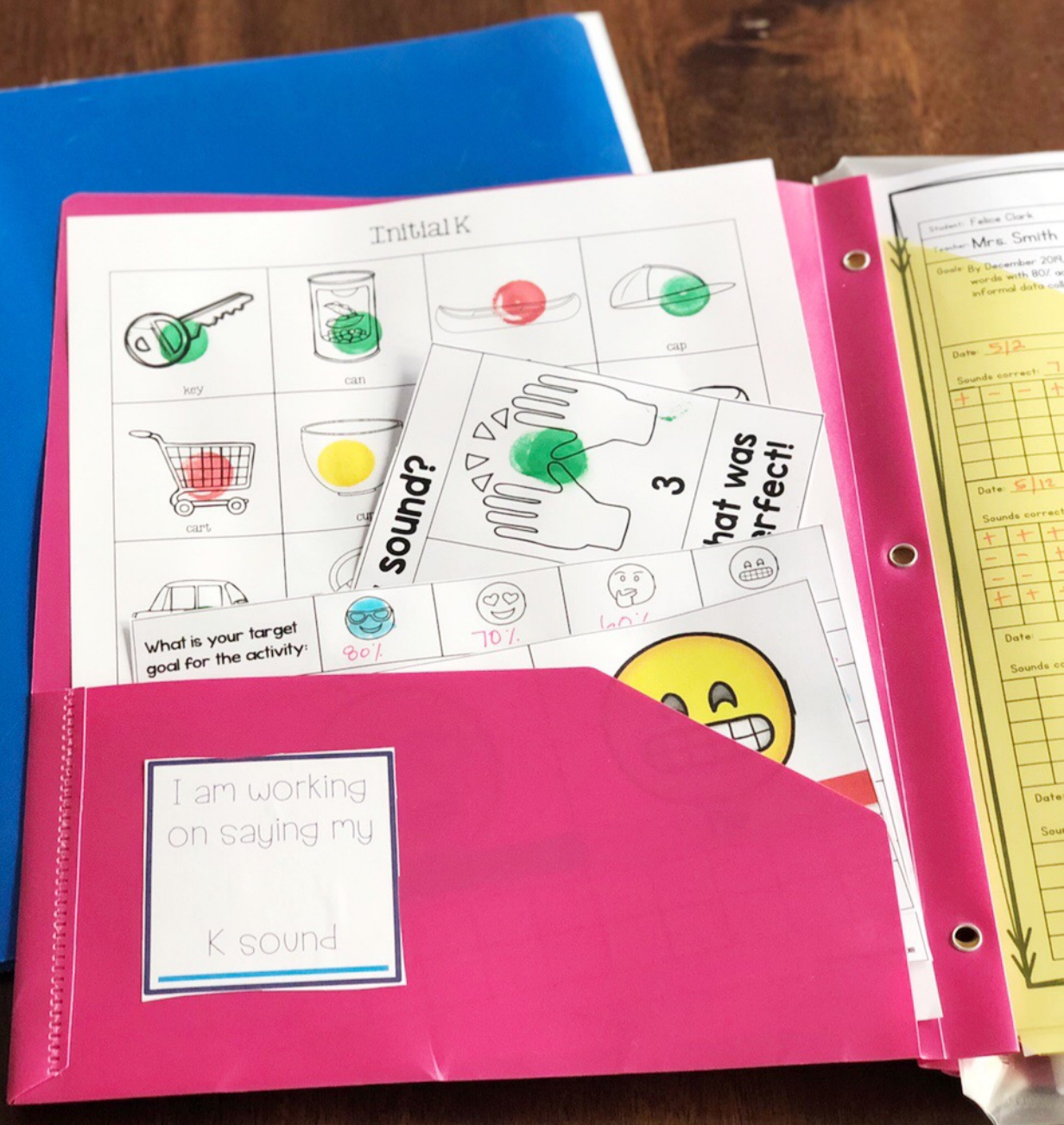
SPEECH FOLDER LABEL TEMPLATE

FREE PRINTABLE WITH EDITABLE PDF



EDITABLE PDF TO CUSTOMIZE FOR THE STUDENTS ON YOUR CASELOAD.

WWW.THEDABBLINGSPEECHIE.COM



Speech Folder Label Template

Streamline your students therapy intervention plans by creating speech folders for their specific goals. Students with articulation goals can have their own speech folder that is complete with therapy logs, visual supports, graphs for documenting progress, and speech sound cards to use at every session. When you have all the intervention forms and materials in one place, you can easily grab the folder to work in the session.

You can also create therapy folders for each treatment area. For example, you can create a therapy folder for the phonological process of “fronting” or a therapy folder for noun functions. Once these therapy folders are prepped, you can grab them when you need them for a therapy group or student.

What to Include in Your Speech Folders

You can include whatever forms and therapy materials you may need for a session. It is beneficial to add in additional worksheets or materials that can be accessed when a student masters his/her sound at a certain level and is ready to progress forward. For example, if the student is able to correctly produce /s/ in all positions of words with 90% accuracy, then you can pull out a worksheet with /s/ phrases. Because you prepped the folder to have additional activities and visuals, it is easy to adjust therapy plans during a session. Here are some suggestions for forms and materials to include in your speech folders:

- data sheets
- self monitoring reflection sheets
- speech sound cue cards or visuals to remind the student about his/her sound
- homework sheets to send home
- speech flash cards or worksheets
- word lists or worksheets with the student’s speech sound
- a goal sheet to review what the student is working on in speech
- Stickers or tally sheets for student incentives

Table of Contents	Page Number
Speech folder label for the front of the folder	5-6
Speech folder label for the front of the folder by articulation sounds	7-10
Blank speech folder label for the front of the folder to customize for specific skills	11-12
Blank labels for students to explain what they are working on in speech. Attach on the inside of the speech folder.	13-14
Blank binder labels for speech therapy folders. These fit a half inch to an inch binder size.	15-16

THANK YOU FOR TRUSTING MY RESOURCES WITH YOUR THERAPY PLANS!

MANAGE YOUR CASELOAD WITH CONFIDENCE



AND STILL HAVE TIME FOR WHAT IS IMPORTANT TO YOU OUTSIDE OF WORK!

I STRIVE TO HELP YOU PLAN ENGAGING THERAPY THAT HELPS YOU WORK EFFICIENTLY SO YOU CAN SERVE STUDENTS WELL AND GET YOUR PAPERWORK DONE ON TIME!



CLICK THE IMAGES

CHECK OUT THESE OTHER RESOURCES THAT WILL SAVE YOU TIME AND HELP STUDENTS MAKE PROGRESS.



SPEECH FOLDER

© The Dabbling Speechie

SPEECH FOLDER

© The Dabbling Speechie

SPEECH FOLDER

© The Dabbling Speechie

SPEECH FOLDER

© The Dabbling Speechie

SPEECH FOLDER

© The Dabbling Speechie

SPEECH FOLDER

© The Dabbling Speechie

Articulation Activities – M, N

THERAPY FOLDER

© The Dabbling Speechie

Articulation Activities - P, B

THERAPY FOLDER

© The Dabbling Speechie

Articulation Activities – T, D

THERAPY FOLDER

© The Dabbling Speechie

Articulation Activities – K, G

THERAPY FOLDER

© The Dabbling Speechie

Articulation Activities – F, V

THERAPY FOLDER

© The Dabbling Speechie

Articulation Activities – SH, CH

THERAPY FOLDER

© The Dabbling Speechie

Articulation Activities – L

THERAPY FOLDER

© The Dabbling Speechie

Articulation Activities – S, Z

THERAPY FOLDER

© The Dabbling Speechie

Articulation Activities – TH

THERAPY FOLDER

© The Dabbling Speechie

Articulation Activities – R

THERAPY FOLDER

© The Dabbling Speechie

Articulation Activities – Vocalic R

THERAPY FOLDER

© The Dabbling Speechie

THERAPY FOLDER

© The Dabbling Speechie

THERAPY FOLDER

© The Dabbling Speechie

THERAPY FOLDER

© The Dabbling Speechie

THERAPY FOLDER

© The Dabbling Speechie

THERAPY FOLDER

© The Dabbling Speechie

THERAPY FOLDER

© The Dabbling Speechie

THERAPY FOLDER

© The Dabbling Speechie

I am working
on saying my

I am working
on saying my

I am working
on saying my

I am working
on saying my

I am working
on saying my

I am working
on saying my

I am working
on

I am working
on

I am working
on

I am working
on

I am working
on

I am working
on

SPEECH FOLDER



SPEECH FOLDER



SPEECH FOLDER



SPEECH FOLDER



SPEECH FOLDER



SPEECH FOLDER



THERAPY FOLDER



THERAPY FOLDER



THERAPY FOLDER



THERAPY FOLDER



THERAPY FOLDER



THERAPY FOLDER



THANKS SO MUCH FOR DOWNLOADING THIS RESOURCE!

Please read my terms of use below. Contact me any time with questions at
feliceclark@thedabblingspeechie.com

©2012-2019 Felice Clark, The Dabbling Speechie, All rights reserved.

This document was created by Felice Clark. Purchase of this download is for one personal use only. This item is bound by copyright laws. You may not edit, redistribute, sell, or post this item online or in another location. Express written permission is required to share, edit, or post this item. Violators of copyright are subject to the penalties of the Digital Millennium Copyright Act. Additional licenses to share with other teachers and speech therapists are available at a discounted multiple user license.

Thank you for understanding.

YOU MAY	YOU MAY NOT
<ol style="list-style-type: none">1. Save this file to your computer or flash drive.2. Make copies for your own students on your caseload.3. Buy additional licenses of this resource to share it with teachers and colleagues.4. Link to this resource with credit to me on your website/blog.	<ol style="list-style-type: none">1. Duplicate or share this file with coworkers, and/or school systems.2. Post this resource directly in a shared file for others to take freely.3. Upload this resource to any district or teacher site.

STAY CONNECTED WITH ME!



I WOULD LOVE TO SEE THIS RESOURCE IN ACTION!

INSTAGRAM: www.instagram.com/thedabblingspeechie/

FACEBOOK: <https://www.facebook.com/thedabblingspeechie/>

BLOG: www.thedabblingspeechie.com

EMAIL: feliceclark@thedabblingspeechie.com

IF YOU ARE ON SOCIAL MEDIA, TAG ME IN A PICTURE USING THIS RESOURCE. LET ME KNOW HOW IT IS WORKING FOR YOUR STUDENT. YOU CAN ALSO EMAIL OR DIRECT MESSAGE ME!

GRAPHIC CREDITS

