


Education Brochure

- EULAR
- School of
- Rheumatology



eular

fighting rheumatic & musculoskeletal
diseases together



The EULAR School of Rheumatology

Introducing a new era in rheumatology education

EULAR has traditionally been a strong advocate of education and training in rheumatology, which has made EULAR a pre-eminent provider and facilitator of high-quality educational offerings for physicians, health professionals in rheumatology, and people with rheumatic and musculoskeletal diseases.

We are aware that education and training models are undergoing constant change with new approaches, products and technologies coming up, and this is especially true in today's digital era. While over recent years we have widened our offer of live and online courses, books and tools for both the general user and specific user groups, we are now making a next big innovative step by introducing the EULAR School of Rheumatology. Much planning and development have already been put into the project so that we are able to offer all our educational courses, services and products under this exciting new roof today. And much more is to come.

As an introductory gift to our rheumatology community, we offer all participants at the EULAR congress 2017 in Madrid a one-year free membership to the School. This also includes the brand-new EULAR App, a great information source and helpful tool for young and experienced rheumatologists in everyday practical life. Read more about the EULAR App on page 7. Through your initial free membership you will be kept up-to-date on the further developments of the School as it will gradually add important membership features for the members, offer updates or renovated editions of our well-proven existing courses and products, and introduce exciting new educational and training materials. Still, EULAR shall remain EULAR: The EULAR website will continue to be your entry door to the world of EULAR, while all registrations for courses, purchases of educational products, or applications for bursaries will further-on be managed by the new dedicated EULAR School of Rheumatology website.



This brochure gives you an overview of the broad and many-faceted educational programme offered by EULAR through our EULAR School of Rheumatology. Watch out especially for some new entries, such as, for example, the Imaging Course, the Immunology Course, the Health Professionals Online Course, or the Paediatrics Ultrasound Course.

We hope that the EULAR School of Rheumatology with its stimulating offers and state-of-the-art content will remain or become your first and one-stop address when planning your further educational development as a rheumatologist, health professional or person with a rheumatic or musculoskeletal disease.

A handwritten signature in black ink, appearing to read "Gerd R. Burmester".

*Prof. Gerd R. Burmester
EULAR President*

A handwritten signature in black ink, appearing to read "Annamaria Iagnocco".

*Prof. Annamaria Iagnocco
Chair EULAR Standing Committee
on Education and Training*






Table of contents

2	The EULAR School of Rheumatology — Introducing a new era in rheumatology education
6	EULAR School of Rheumatology
	New EULAR App
8	EULAR Live Courses <ul style="list-style-type: none">24th EULAR Ultrasound Courses6th EULAR Course for Ultrasound Trainers in Rheumatology5th EULAR Epidemiology Course18th EULAR Postgraduate Course8th EULAR Capillaroscopy Course1st EULAR Imaging Course
16	EULAR Scientific Endorsement
17	EULAR Online Courses <ul style="list-style-type: none">12th EULAR Online Course on Rheumatic Diseases4th EULAR Online Course in Paediatric Rheumatology3rd EULAR Online Course for Health Professionals7th EULAR Online Course on Systemic Sclerosis9th EULAR Online Course on Connective Tissue Diseases6th EULAR Online Introductory Ultrasound Course
24	The EULAR Bookshelf
27	EULAR Training DVDs - free download
28	EULAR Educational Grants
33	EULAR Abstract Awards
	EMEUNET



EULAR School of Rheumatology

From June 2017, EULAR will combine all its educational offers, from live courses and online courses to books or webinars, under the roof of the EULAR School of Rheumatology. You will find it to be an exciting novel approach to EULAR education.

In 2017 only and as a special gift during EULAR's 70th Anniversary year, School membership is offered for free to all Madrid Congress participants. This gift includes the new EULAR App.

New EULAR App


This application was developed under the auspices of the EULAR School of Rheumatology. The purpose of the application is to provide information and guidelines on rheumatic and musculoskeletal diseases for use by rheumatologists, other medical doctors and health professionals in rheumatology as support in everyday work.

It is EULAR's aim with this app to make available a most comprehensive tool including recommendations, outcome measures library, an imaging library, classification criteria for RMDs, as well as useful external links and a EULAR Pocket Primer on rheumatic diseases, all accessible from any location (online and offline).

Keep your learning up to date


EULAR textbooks are designed to help you with your continuous medical education in rheumatology and complement the EULAR Online Courses.

Visit eular.bmj.com



EULAR Textbook on Rheumatic Diseases Second Edition (2015)

Presents evidence-based reviews on the treatment of musculoskeletal and autoimmune diseases, with a focus on modern educational goals and techniques.



EULAR Textbook on Systemic Sclerosis

Encompasses all aspects of scleroderma, from localised to systemic forms, and from pathophysiology to recent advances in evidence-based treatment.



EULAR textbook on Musculoskeletal Ultrasound in Rheumatology

Provides a useful introduction to ultrasound in the rheumatic diseases, forming a good foundation for further training.

eular **BMJ**



EULAR Live Courses

24th EULAR Ultrasound Course (basic, intermediate and advanced levels)

NEW this year: EULAR-PReS Paediatric Musculoskeletal Ultrasound Course

This year, the course consists of three levels (basic, intermediate and advanced) to cover the whole spectrum of conditions in which musculoskeletal ultrasound (MSUS) could be used in rheumatology practice and research. These courses generally take place prior to the EULAR Annual Congress in the same city.

The [basic level ultrasound course](#) focusses on learning ultrasound physics, image acquisition, normal sonoanatomy, standardised examination techniques and ultrasound findings of basic pathological lesions and is recommended for participants with little or no experience in musculoskeletal ultrasound. A prior completion of the EULAR US introductory online course is recommended.

The [intermediate level course](#) aims at consolidating standardised MSUS scanning methods according to EULAR guidelines, as well as describing and identifying musculoskeletal lesions/abnormalities by ultrasound and knowing the role of MSUS in different musculoskeletal pathologies (inflammatory, degenerative and/or traumatic). The standardised approach in the study of the various anatomic regions as well as the future development of US technique and its role as a research tool is discussed.

The [advanced level course](#) focuses on difficult issues within MSUS and emerging research fields in MSUS (contrast enhanced, 3D, quantification of inflammation). In this course time for discussion with expert rheumatologists and radiologists in MSUS is included.

The EULAR Ultrasound Courses are part of the [MSUS Competency Assessment Process](#), consisting of two levels of competency achievement:

- Level 1: Minimum competency necessary to perform full rheumatologic MSUS examinations without supervision, which will be achieved after passing the exam of the advanced level EULAR US Course and receiving a EULAR certificate.



· Level 2: Competency necessary to teach MSUS, which will be achieved after passing the exam of the EULAR Course for Ultrasound Trainers in Rheumatology and receiving a EULAR certificate.

The [EULAR-PRoS Paediatric Musculoskeletal Ultrasound Course](#) is a combination of lectures and workshops on the principal applications of musculoskeletal ultrasound in children, ultrasound scanning of paediatric joints and basic ultrasound abnormalities in children with rheumatic diseases. The course is recommended to rheumatologists or paediatricians with special interests in paediatric musculoskeletal ultrasound.

Bursaries

EULAR grants 20 bursaries to young rheumatologists, divided up between the courses offered and in the amount of approx. half of the registration fee (which varies from venue to venue due to local prices).

Next courses

[basic, intermediate and advanced levels](#)

Madrid, Spain, 11 – 14 June 2017.

Amsterdam, June 2018.

[EULAR-PRoS Paediatric Musculoskeletal Ultrasound](#)

Madrid, Spain, 12 – 14 June 2017.

Amsterdam, June 2018.



EULAR Live Courses

6th EULAR Course for Ultrasound Trainers in Rheumatology

EULAR offers an annual training programme for ultrasound trainers in rheumatology who have attended and passed the examination of the advanced EULAR Ultrasound Course or gained similar experience.

The course is mainly addressing rheumatologists who are planning to organise an ultrasound course under the auspices of EULAR. This course aims at improving teaching skills for both lectures and hands-on ultrasound workshops.

Participants will also learn how to organise an ultrasound course and evaluate the skills of sonographers. This course is part of the MSUS Competency Assessment Process, level 2.

Next courses

Madrid, Spain, 10 – 11 June 2017.

Amsterdam, June 2018.



EULAR Live Courses

5th EULAR Epidemiology Course

Epidemiological research has become an essential tool in the study of the etiology, prognosis, treatment and natural history of rheumatic diseases, and in assessing health effects in populations; outcomes research is also very important in clinical research.

This two-day course is aimed at young European rheumatologists/HPR/researchers with some experience in epidemiology/outcomes research. It will be a selective course, with competitive admission. Applicants should be below the age of 40 years and should have had some previous exposure to clinical research and knowledge of basic statistics.

The main goal of the course is to increase the interest, knowledge and skills of young researchers in epidemiology and stimulate critical thinking in the design and reading of research studies. Furthermore, the course will also allow young researchers to get together, which will facilitate future collaborations; as well as interact with the prestigious speakers.

The course will further focus on interactive learning and practical training, as reflected in the time dedicated for discussion and workshops.

Bursaries

EULAR grants 15 bursaries of EUR500 each.

Next courses

Berlin, Germany, 31 June - 1 July 2017.

Berlin, Germany, 2019.



EULAR Live Courses

18th EULAR Postgraduate Course

This very popular refresher and intensive course in clinical and experimental rheumatology is taught by a highly regarded faculty of European experts in a very interactive and cordial environment to ensure a stimulating experience of learning and exchange. Due to popular demand, this course stays shortened to three and a half days to accommodate the busy work schedules of participants.

The course gives an update on risk factors and disease mechanisms in rheumatic diseases as well as on treatment and possibilities to prevent disease. It also offers an update on basic immunology in context of rheumatic diseases and development of new therapies. The diseases discussed are both common inflammatory as well as non-inflammatory rheumatic diseases and rare diseases.

The course aims at the following target audience:

- Fellows/residents in rheumatology (particularly those preparing for certifying examinations and those who are registered for the EULAR Online Course on Rheumatic Diseases)
- Clinician scientists in rheumatology
- Newly certified rheumatologists as well as more experienced rheumatologists who need to remain up-to-date in rheumatology and immunology

Bursaries

EULAR grants 20 bursaries of EUR700 each, depending on course price.

Next courses

Belgrade, Serbia, 22-25 October 2017.

Budapest, Hungary, 30 September - 3 October 2018 (preliminary date).



EULAR Live Courses

8th EULAR Capillaroscopy Course

The course is structured for progressive learning, training and testing. The EULAR course on NVC, after 11 years of experience (started in 2004), has been successfully tested for both beginners and already trained operators in microcirculation investigations, by over 600 participants from almost 50 different countries.

Participants will be fully involved in interactive theoretical and practical capillaroscopic sessions (Learning and Testing sessions) engaging a large number of rheumatic patients. Updated clinical sessions concerning the diagnostic/prognostic value of NVC in diseases such as systemic sclerosis and the effects of targeted therapies on microcirculation and immune- inflammation reaction will represent a stimulating gym based on large clinical cases discussion.

In particular, reading and scoring (manual and automated systems) of the videocapillaroscopic images of living patients will be discussed and their predictive value to identify possible clinical complications (i.e. digital ulcers in systemic sclerosis, lung involvement etc.) will be analyzed including in the paediatric population. Recent international studies reported (CAP study) about new predictive models based on capillaroscopic analysis. Practical evaluation of the peripheral blood flow by laser doppler and LASCA imaging and skin ultrasound (US) evaluation will be also available and will be combined with the severity of the videocapillaroscopic images (patterns) in living patients.

Bursaries

EULAR grants 10 bursaries of EUR500 each.

Next courses

Genoa, Italy, September 2018.

Genoa, Italy, September 2020.

Please check eular.org for final dates.



EULAR Live Courses

2nd EULAR Immunology Course

The course is structured for progressive learning, training and testing. The main goal of the course is to increase the knowledge and skills of young researchers in immunology and stimulate critical thinking in the design of experimental studies. This course is designed as the perfect complement to the EULAR Online Course on rheumatic diseases and the EULAR Postgraduate Course, by consolidating your knowledge in immunology in a more interactive way. However, previous participation of these courses is not mandatory.

Furthermore, this course is bringing together clinicians and scientists, thereby facilitating interaction, discussion, and collaboration in translating basic immunology findings into clinical practice. People participating in this course can enter an immunology and translational rheumatology network to facilitate communication between European groups working in the field of immunology and translational research dedicated to rheumatic diseases. Accessibility of this network soon on emeunet.eular.org. EMEUNET website provides a virtual area giving critical information for people involved in translational research, such as: Sharing ideas, samples, reagents etc.

Identifying collaborators doing similar work and thereby to apply for funding as a European group.

This is a selective course, with competitive admission, for young rheumatologists and rheumatology researchers with a confirmed interest in immunology. We also accept participants from other disciplines.

Bursaries

EULAR grants 10 bursaries of EUR500 each.

Next course

Lisbon, Portugal, 6-7 April 2018.

Please check eular.org for final dates.



EULAR Live Courses

1st EULAR Imaging Course

For rheumatology trainees and rheumatologists, this is a comprehensive new course on conventional radiography, magnetic resonance (MR), computerized tomography (CT) and ultrasonography (US). It allows course attendees to engage in active participation with the faculty after their lectures and during the networking occasions. It offers a practical workshop to actively participate, both discussing clinical cases and images, and also allowing attendees to bring their own images for sharing expertise and knowledge.

This course aims to enrich the current EULAR training curriculum and will prove to be useful for both the basic and the advanced training of any rheumatologist, either involved in clinical practice, clinical or translational research.

Registration requires to submit 10 radiography pathology images, 5 MR pathology images, 3 CTscan pathology images and 3 US pathology images.

Bursaries

EULAR regularly grants bursaries for this course.

Next courses

Lisbon, Portugal, 2019.



EULAR scientific endorsement

In addition to its own branded educational course programme, EULAR invites organisers of other courses and scientific meetings in the field of rheumatology and MSUS to apply for “EULAR scientific endorsement” according to predefined rules related to the quality of the content, the qualifications of the faculty and the rigor of the course evaluation. EULAR views scientific endorsement as an opportunity to positively influence the quality of rheumatology training in Europe.

For the complete list of all EULAR Scientific Course endorsements please go to eular.org.

Course on systemic lupus erythematosus (SLE)

This course on SLE takes place once every two years and is aimed at young rheumatologists under 40 years of age and fosters international collaboration among experts. The attendees learn about the major clinical, pathogenetic and therapeutic aspects of SLE.

Much time is devoted to the clinical discussion of personal experience in the management of SLE patients, and participants are encouraged to discuss difficult clinical cases followed at their units. The sessions also include practical exercises and case discussions to improve the clinical skills of the attendees.

Bursaries

EULAR grants 10 bursaries to cover part of the registration fee.

Next courses

Pisa, Italy, 21-26 May 2017.

Pisa, Italy, 2019.



EULAR Online Courses

In recent years, EULAR has made substantial efforts and investment in developing e-learning opportunities. All EULAR Online Courses, as electronic ways of continuous medical education in rheumatology, are managed by a scientific course committee responsible for the structure and content of the courses and for ensuring regular quality control and advancement.

Our teams of expert authors are regularly reviewing and updating the courses to keep up with the newest developments in the field. Our current online course offer includes a comprehensive full course as well as a number of targeted courses for the specialist. The courses can also be studied on iPad or Android with a free of charge downloadable app.



EULAR Online Courses

12th EULAR Online Course on Rheumatic Diseases

This full 2-year version course covers the entire field of rheumatology and consists of fifty illustrated modules (some modules are optional). Each module, covering a specific topic, corresponds to approximately five to eight hours of study, totaling around 300 hours of educational training.

Each module consists of:

- A main review text including learning objectives, pictures, summary points and key references
- At least two in-depth discussions expanding on clinical problems
- Two interactive clinical cases with questions and answers
- Assessment questions at the end of each module to check your knowledge

Content updates are being provided on a yearly basis. A new course starts each September and is designed for two years with an automatic extension of a third year if the modules are not completed or the final exam not passed. Participants are able to individually pace their learning and can complete the course with an on-line exam (offered once a year). Upon passing the exam a EULAR certificate can be downloaded.

Every year more than 1,000 new students sign up for this course from all over the world. Teachings and skills are targeted to suit a level of knowledge appropriate for the final years of training as a rheumatologist.

Course fee

EUR115, discounted price for low and middle income countries: EUR86.

Next course

Starts 5 September 2017 (a new online course starts once a year in September).

Registration

Opens April 2017 and closes 30 November 2017.



EULAR Online Courses

4th EULAR Online Course in Paediatric Rheumatology

The EULAR Online Course in Paediatric Rheumatology, written in cooperation with PReS, Paediatric Rheumatology European Society, targets knowledge and skills to be suitable for:

- The rheumatologist with an interest in paediatrics
- The paediatrician with an interest in paediatric rheumatology
- The introductory phase of going into a specialty

This one year course consists of 10 modules, corresponding to roughly 50-80 hours of study. Written by a group of leading European paediatric rheumatologists, it offers a view of all aspects related to rheumatic diseases in children and adolescents, including their impact on the growing body and the differential diagnosis with other paediatric disorders. The course is updated on a regular basis to keep up with the newest developments. Students are able to test their knowledge after each module. A final online examination is offered once a year and a certificate issued by EULAR if passed. The course is automatically extended by one year if the modules are not completed or the final exam is not passed.

Course fee

EUR115, discounted price for low and middle income countries: EUR86.

Next course

Starts 11 September 2017 (a new online course starts once a year in September).

Registration

Opens April 2017 and closes 30 November 2017.



EULAR Online Courses

3rd EULAR Online Course for Health Professionals

This EULAR Online Course for Health Professionals is aimed at health professionals (HPRs, not medical doctors) who play an important role in the management of rheumatic conditions: e.g. nurses, physical therapists, occupational therapists and psychologists.

It consists of 8 modules: 4 disease-specific modules (one on RA, one on OA, one on Fibromyalgia and one on regional musculoskeletal pain syndromes) and 4 generic modules (assessment and evaluation; interventions; psychosocial approaches and evidence-based practice).

Care is given to integrate the multi-disciplinary perspective of the treatment of rheumatic diseases. The course is automatically extended by one year if the modules are not completed or the final exam is not passed.

Course fee

EUR115, discounted price for low and middle income countries: EUR86.

Next course

Starts 12 September 2017 (a new online course starts once a year in September).

Registration

Opens April 2017 and closes 30 November 2017.



EULAR Online Courses

7th EULAR Online Course on Systemic Sclerosis

This Online Course consists of ten modules dealing with physiopathology, clinical aspects and management of this complex disease.

Each module consists of:

- A main review text including learning objectives, pictures, summary points and key references
- At least two in-depth discussions expanding on clinical problems
- Two interactive clinical cases with questions and answers
- Assessment questions at the end of each module

Updates are being provided on a regular basis.

The course starts each September and is designed for nine months. Participants finish with an on-line exam and, upon passing, can download a EULAR certificate.

The course is automatically extended by one year if the modules are not completed or the final exam is not passed. This course is aimed at rheumatologists, and also at internists, nephrologists, dermatologists, neurologists, pulmonologists and immunologists.

Course fee

EUR115, discounted price for low and middle income countries: EUR86.

Next course

19 September 2017 (a new online course starts once a year in September).

Registration

Opens April 2017 and closes 30 November 2017.



EULAR Online Courses

9th EULAR Online Course on Connective Tissue Diseases

This on-line course consists of 16 modules to study, of which all derive from the full length EULAR Online Course on Rheumatic Diseases. Each module consists of:

- A main review text including learning objectives, pictures, summary points and key references
- At least two in-depth discussions expanding on clinical problems
- Two interactive clinical cases with questions and answers
- Assessment questions at the end of each module

The course starts each September and is designed for nine months. Participants can finish with an on-line exam and, upon passing, can download a EULAR certificate. The course is automatically extended by year if the modules are not completed or the final exam not passed.

The course is aimed at rheumatologists, as well as at internists, nephrologists, dermatologists, neurologists, pulmonologists and immunologists.

Course fee

EUR115, discounted price for low and middle income countries: EUR86.

Next course

Starts 19 September 2017 (a new online course starts once a year in September).

Registration

Opens April 2017 and closes 30 November 2017.



EULAR Online Courses

6th EULAR Online Introductory Ultrasound Course

This on-line course offers seven modules of theoretical basic skills on musculoskeletal ultrasound (MSUS) showing different joint sites, in healthy subjects and in rheumatic diseases, using a wide variety of images and video clips.

Each module consists of:

- A main review text with video clips and/or photos
- Two in-depth discussions expanding on clinical problems
- Two interactive clinical cases with questions and answers
- Assessment questions at the end of each module

Updates are being provided on a regular basis.

A new course starts each September and is designed for seven months. Participants finish with an on-line exam and, upon passing, receive a EULAR certificate. The course is automatically extended for one more year if the modules are not completed or the final exam is not passed.

Knowledge and skills are targeted at the level felt to be appropriate for European rheumatologists who would like to acquire a basic theoretical knowledge on MSUS. Participants may later decide to continue with the training program by attending EULAR MSUS live courses and/or MSUS live courses with EULAR endorsement. This course is an integral part of the EULAR MSUS Competency Assessment Programme (see pages 8-10).

Course fee

EUR115, discounted price for low and middle income countries: EUR86.

Next course

Starts 26 September 2017 (a new online course starts once a year in September).

Registration

Opens April 2017 and closes 30 November 2017.

The EULAR Bookshelf


EULAR Textbook on Musculoskeletal Ultrasound in Rheumatology

The EULAR Textbook on Musculoskeletal Ultrasound in Rheumatology is based on the successful EULAR online introductory ultrasound course.

Price

We offer this book for only EUR 52 plus shipment (EUR 16,50).

Discounted book price for low and middle income countries with GDP below 10'000 US\$: EUR 39, plus shipment.





The EULAR Bookshelf


Textbook on Systemic Sclerosis

This comprehensive textbook encompasses all aspects of scleroderma, from localized to systemic forms, and from pathophysiology to recent advances in evidence-based treatment. Derived directly from the update of the EULAR Online Course on Systemic Sclerosis and written by experts from EULAR/EUSTAR, the ten chapters deal with different organ systems and cover the management of particular conditions, including life-threatening situations and pregnancy. This textbook is an essential reference for any health professional involved in the treatment of patients with systemic sclerosis.

Price

We offer this book for only EUR 81 plus shipment (EUR 16,50).

Discounted book price for low and middle income countries with GDP below 10'000 US\$:
EUR 61, plus shipment.



The EULAR Bookshelf


EULAR Textbook on Rheumatic Diseases

2nd edition 2015 of the very popular EULAR Textbook on Rheumatic Diseases.

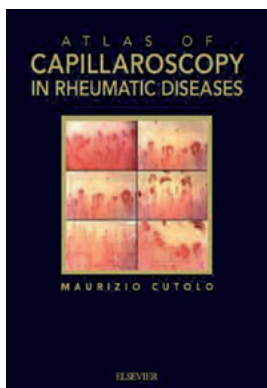
Price

We offer this book for only EUR 155 plus shipment (EUR 30).

Discounted book price for low and middle income countries with GDP below 10'000 US\$:
EUR 116, plus shipment.



Atlas of Capillaroscopy in Rheumatic Diseases



The “Atlas of Capillaroscopy in Rheumatic Diseases” is a modern, updated and physiologically based book containing extensive discussion of clinical cases. The reader will learn to understand the capillaroscopic findings that characterize the most important rheumatic diseases.

Please contact the publisher directly for more information elsevier.org.



EULAR Training DVDs – free download

EULAR and its Standing Committee on Education and Training support general practitioners in their efforts by developing and providing good quality learning tools such as the online DVDs on physical examination of the musculoskeletal system.

Starting with the level of undergraduate students, two DVDs are available on the EULAR website for free download.

Principles of the musculoskeletal history and examination

The first DVD covers the key principles and techniques involved in the enquiry and examination of a person with musculoskeletal symptoms. It is useful for students who are just starting their musculoskeletal or general medicine clinical skills course.

The GALS screen

The second DVD is dedicated to the GALS examination (G=gait, A=arms, L=legs, S=spine) and takes some 16 minutes to study. Analysis of the GALS represents a comprehensive clinical overview of the patient complaining of musculoskeletal symptoms and is an efficient start to learn the physical examination of the rheumatic patient.

What we do - Tools and Products

EULAR Outcomes Measures Library is part of the proactive call on research proposals in the field of patient-reported outcomes, launched in 2010. OML aims to be a comprehensive database of validated patient-reported instruments (indices, questionnaires, scales, or others) used in rheumatology.



EULAR Educational Grants

EULAR aims to contribute to the personal and professional development of rheumatologists, health professionals as well as patients. To this end, EULAR facilitates attendance at the annual EULAR Congress in the form of travel bursaries. In addition, EULAR awards course bursaries to applicants from European countries and overseas to attend EULAR Courses and some EULAR Endorsed Courses in rheumatology.

EULAR is furthermore committed to helping individuals develop their skills, expertise and network of contacts and therefore offers a range of educational grants tailored to the needs of researchers and clinicians, health professionals and patient organisations. These educational grant programmes are supervised by the chairperson of the relevant EULAR Standing Committees. Educational grants are offered at regular intervals.

Bursaries for congress and course attendance

A substantial number of bursaries are awarded every year for different events and EULAR Courses to people who would otherwise not be able to attend a particular event. The total amount granted by EULAR each year is in the region of EUR 200'000.

EULAR Congress - A travel bursary is offered to facilitate attendance at the EULAR congress in connection with a successful abstract and includes:

- free registration (including one year free subscription to the ARD)
- three nights hotel accommodation (single use), booked by EULAR
- a cash amount of EUR 350 for travel and living expenses.

Go to eular.org to apply for these bursaries.



EULAR Educational Grants

Bursaries for congress and course attendance

[EULAR Live Courses](#) – Please see information under the respective courses (From page 7).

[EWRR](#) - The European Workshop for Rheumatology Research (EWRR) gathers European investigators, in particular young researchers, in order to provide a meeting opportunity, exchange data and organise collaborating links.

The main topics of the workshop include the most important areas of interest in rheumatology with a cross interest also in other specialties.

EULAR has given scientific endorsement to this course and each year gives out grants for three awards and 42 travel bursaries. The 37th EWRR 2017 was held on 2 – 4 March 2017 in Athens, Greece. Next course in 2018. Apply on eular.org



EULAR Educational Grants

Bursaries for congress and course attendance

[Outcome Measures in Rheumatology \(OMERACT\)](#) – The EULAR grant to fellows attending the annual OMERACT meeting aims to promote the international exchange of rheumatic expertise and knowledge and to support exposure of young clinical scientists and epidemiologists to strong and rigorous methodology in outcomes science. The grant is offered to outstanding rheumatology fellows, recently graduated fellows or other health professionals who are interested in research. Apply on eular.org

[Bursaries](#)

EULAR grants 5 bursaries of EUR 1000 each.

[Next workshop](#)

15 - 18 March, 2018 in Melbourne, Australia.



EULAR Educational Grants

Scientific training bursaries for young rheumatologists

Every year, in spring and autumn, EULAR awards up to 10 training bursaries to applicants from European countries for clinical or laboratory work (3-6 months) in a unit of another European country. The objective is to improve the standard of research and care and to foster collaboration across rheumatology, clinical and research units in Europe.

The amount of the grant depends on the length of stay. Only persons who work predominantly in the field of rheumatology are eligible for training bursaries. Based on their final report, participants may be given the opportunity to present their results in a dedicated abstract session during the subsequent EULAR Congress.

Application deadlines are 31 March and 30 September each year.

Educational visits for health professionals in rheumatology

Twice a year, EULAR awards up to 10 bursaries for educational visits to health professionals (EULAR HPR definition does not include medical doctors) working in the field of rheumatology. The objective is to improve the standard of research and care in health professions in rheumatology and to foster collaboration across clinical institutions in Europe. The amount of each bursary varies between EUR 750 and EUR 1'500.

Application deadlines are 31 March and 30 September each year.



EULAR Educational Grants

Scientific training bursaries for young rheumatologists

Exchange programme EULAR/American College of Rheumatology (ACR)

The yearly EULAR/ACR exchange to the respective congress includes a one day site visit to an established institution and a half day workshop. The stipend given to cover part of the cost is EUR2'000.

The application process for exchange to the ACR in San Diego, California, from 3 - 8 November 2017 is now closed.

Apply on eular.org.

For the exchange to Europe, please contact the ACR directly.



EULAR Abstract Awards

EULAR presents 12 Abstract Awards to the first authors of six clinical and six basic science abstracts that are submitted to the EULAR Annual Congress. Winners are selected by the EULAR Scientific Programme Committee based on the quality of the abstracts' scientific content. EULAR also grants three awards for submitted abstracts by health professionals as first authors as well as three undergraduate and one patient abstract award.

Further information: congress.eular.org

EMEUNET The Emerging EULAR Network

EMEUNET, the EMerging EUlar NETwork, is a EULAR working group of young clinicians and researchers in rheumatology promoting education, research, widening collaborations and integrating with EULAR activities.

The principal objectives of EMEUNET are as follows:

- 1) To enhance the quality of education among emerging rheumatologists and researchers.
- 2) To promote research and create collaborations among emerging rheumatologists and researchers.

EMEUNET has several ongoing projects and means to achieve these objectives:

- A database of young rheumatologists involved in research and of researchers working in the field of rheumatology.
- Dedicated content on the EMEUNET Website, facebook and Twitter and regular Newsletters.



- A network of Country Liaisons responsible for communicating EMEUNET projects/activities and documents to the national societies, and particularly to young trainees and researchers in EULAR member countries.
- EMEUNET initiated courses and mentoring projects and their dissemination.
- Participation in EULAR task forces for the development of EULAR recommendations.
- Supporting exchange of methodologies, technical data and knowledge as well as dissemination of documents between emerging researchers, through the EMEUNET Website, Facebook, and Twitter.
- Review Peer-Mentoring program with Annals of the Rheumatic Diseases and RMD Open.
- Promoting networking at social events held at the EULAR and ACR Annual Congress.
- Organizing mentor/mentee meetings between EMEUNET members and leaders in the field at the EULAR and ACR Annual Congress.
- A journal club running on Twitter once every 2 months, in collaboration with the EULAR School of Rheumatology.
- Ambassador Program aiming welcoming and guiding first attendees through EULAR.

Further information: emeunet.eular.org.

For young rheumatologists/researchers (<40 years old), registrations are on emeunet.eular.org, and follow EMEUNET on social media channels:

 facebook.com/EMEUNET/ and  twitter.com/emeunet



EULAR
Executive Secretariat
Seestrasse 240
CH-8802 Kilchberg - Switzerland

T +41 44 716 30 38
F +41 44 716 30 39
education@eular.org

Visit eular.org for more information.

eular

fighting rheumatic & musculoskeletal
diseases together

REF:1016