


EIAPSEd TIME PROBIEMs

TO GO ALONG WITH THE BOOK,

PIGS ON A BLANKET

By Amy Axelrod



Created by
Bethany @
MathGeekMama.com

Thank You for Downloading this Resource from MathGeekMama.com!

I sincerely hope you find this resource to be helpful and enjoyable for you and your students!

I only ask that you abide by Math Geek Mama's [terms of use](#).

This resource is intended for **personal use** in the home or classroom only.

Please do not link directly the pdf file, edit the resource in any way, store them on your website, or print this resource to sell/distribute to others.

I love providing quality, free resources for readers, and following these terms allows me to continue to do so.

If you would like to share this (or other) resources with friends and colleagues, **please send them to my website** to get their free copy.



Teaching Tips for *Pigs on a Blanket*:

- *Pigs on a Blanket* is a great book to read to get kids thinking about measuring lengths of time, and how we spend our time throughout the day. It is also a great way to practice adding and subtracting time, which is the focus of these task cards.
- To begin with, simply read the story together all the way through. Take your time on each page and allow students time to notice things in the story or the illustrations. There are a lot of details in the illustrations, such as a sign telling when the beach closes in every picture once they arrive.
- Ask questions throughout about how the pigs are wasting time, and allow kids time to discuss.
- After reading and discussing the book, let kids work on the time problem task cards. This can be used as a math center, small groups, or independent practice. In small groups, each student can solve 2-3 problems, and then they can share and explain their reasoning to each other.
- To set up:
 - Make sure each student (or small group) has a copy of the book
 - Print and cut out the task cards (optional: laminate as well)
 - Print a recording page for each student
- Make sure students know that they are to go back through and re-read the story to solve these. They are not expected to know off the top of their head. Also encourage them to use the summary page at the end of the story if they have trouble following the story.
- Also encourage kids to write things down. There's a reason for the large spaces on the recording page. These questions can be challenging, so encourage them to break each one down into pieces and write each step as they solve.

A

HOW LONG did it take for the pig family to get on the road to the beach?

© 2016 MathGeekMama.com

B

HOW MUCH LONGER did it take MR. PIG to get ready than the rest of the family (INCLUDING finding the keys)?

C

HOW LONG did it take for the pig family to get to the rest area from the time they left their house?

© 2016 MathGeekMama.com

D

What is the total time spent driving to the beach from their house?

E

HOW MUCH time is spent STOPPED ON the pig's drive to the beach?

© 2016 MathGeekMama.com

F

HOW MUCH LONGER does the drive take than it SHOULD have?

G

HOW MUCH time do the pigs have at the beach ONCE they arrive?

© 2016 MathGeekMama.com


H

HOW LONG does MRS. PIG decide they need to wait after eating before they can ride the waves?

PIGS ON A BLANKET RECORDING PAGE:




Directions: Solve each of the time problems on your task cards using the book, *Pigs in a Blanket* by Amy Axelrod. Use the spaces below to record your work and final answer to each of the questions.

A	B
C	D
E	F
G	H





PIGS ON A BLANKET RECORDING PAGE:

Directions: Solve each of the time problems on your task cards using the book, *Pigs in a Blanket* by Amy Axelrod. Use the spaces below to record your work and final answer to each of the questions.

<p>A</p> <p>They started at 11:30 and got on the road at 1:45. Total time is 2 hours and 15 minutes</p> 	<p>B</p> <p>Mr. Pig took 2 hours to get ready and the rest of the family took 15 minutes. So it took him 1 hour and 45 minutes longer.</p>
<p>C</p> <p>They made good time for 45 minutes, stopped at the railroad tracks for 25 minutes, then drove for 2 minutes to the rest stop. Total time is 1 hour, 12 minutes</p>	<p>D</p> <p>They left at 1:45 and arrived at the beach at 3:30. Total time is 1 hour, 45 minutes.</p>
<p>E</p> <p>Stopped at the railroad crossing for 25 minutes, and stopped with the police officer for 13 minutes. Total time is 38 minutes.</p>	<p>F</p> <p>The beach is 1 hour away. It took the family 1 hour and 45 minutes, so it was 45 minutes longer than it should have been.</p>
<p>G</p> <p>They arrive at 3:30. The beach closes at 5:30. They have 2 hours at the beach.</p> 	<p>H</p> <p>20 minutes for the sandwich, 10 minutes for the chips and another 20 minutes for the rest of the food. Total wait time: 50 minutes.</p> 

Thank You!

This resource was made possible thanks to the clipart and fonts from these shops:



As well as fonts from [Brittney Murphy Design](#)



Connect with Me:

Website: www.MathGeekMama.com

FB: <https://www.facebook.com/mathgeekmama/>

Pin: <https://www.pinterest.com/mathgeekmama/>

T/IG: @mathgeekmama