

ELECTRICAL WIRING MATERIALS



We Offer Convenient Options to Complete Your Job.

CBL Series | p. 209

BURTON
WIRE & CABLE



Genesis Wiring | p. 210

Honeywell



Super 33/88 Black | p. 232
Vinyl Electrical Tape

3M



35 Vinyl | p. 230
Color-Coding Tape

3M



Compression | p. 227
Terminals & Splices



3M Scotchcode | p. 231
Tape Dispenser

3M





Products manufactured in the United States



Products that are new to the catalog



MODEL/SERIES

PAGE

Boxes

4BX Series — 4" Square Boxes	.218
HBX Series — Handy Boxes	.219
SWBX Series — Switch Boxes	.220
8BX Series — Octagonal Boxes	.220
WBX Series — Weatherproof Boxes	.221

Conduit/Connectors

FLEX Series — Flexible Conduit	.214
EMT Series — EMT Conduit Fittings	.215
RIG Series — Rigid Conduit Fittings	.216

Tape/Markers

35 Vinyl Color-Coding Tapes — Tapes	.230
TEMFLEX 1700 Black Vinyl Electrical Tape — Tapes	.230
3M Scotchcode Tape Dispenser STD — Wire Markers	.231
3M Scotchcode Write on Dispensers — Wire Markers	.231
Super 33 and 88 Black Vinyl Electrical Tape — Tapes	.232
Tartan 3939 Duct Tape — Tapes	.232

Wire

CBL Series — Communication and Control Cable	.209
Genesis Wiring — Genesis Communication and Control Cable	.210
W181P, W221P, W241P Series — Communication and Control Cable	.212
HW-76B — Hook-up Wire	.213

Wiring Accessories

CH, CAT, 4BRT, BC, EWK Series — Cable Hangers and Seals	.226
Compression Terminals and Splices — Compression Terminals and Splices	.227
222 Series Lever Nuts — Compact Splicing Connectors	.228
Wire Nuts, Ties, Accessories — Wire Nuts, Ties, Accessories	.229

Wiring Devices

S and R Series — Switches and Receptacles	.222
TL Series — Twist-Lock Plugs, Connectors And Receptacles	.225
SW Series — Fusible and Non-Fusible Disconnects	.225

ELECTRICAL WIRING MATERIALS

COMMUNICATION AND CONTROL CABLE CBL SERIES



DESCRIPTION

The **CBL Series** offers a selection of high quality wire and cables that can be used for building communication and panel wiring. Additional cable types and sizes are available for order.

FEATURES

- *Plenum and non-plenum communication cables*
- *Thermostat wire for connecting to any thermostat*
- *Stocked at Kele*
- *300 volts rated*
- *UL listed for Type CL3P or Type CL3R*



CBL-TP Series



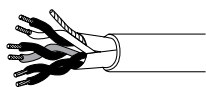
CBL-TW Series



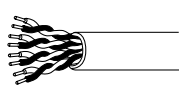
4

ELECTRICAL WIRING MATERIALS

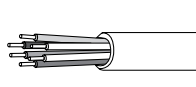
WIRING



CBL-TP



CBL-ETH



CBL-TW



ORDERING INFORMATION

Model	Jacket Color	Number Of Conductors	Number Of Pairs	AWG Size	Plenum Rating	Shielding	Standard Package
TWISTED PAIR (22 AWG)							
CBL-TP222SN	Gray	2	1	22	Non-plenum	Shielded	1000 ft (305 m)
CBL-TP224SN	Gray	4	2	22	Non-plenum	Shielded	1000 ft (305 m)
CBL-TP226SN	Gray	6	3	22	Non-plenum	Shielded	1000 ft (305 m)
CBL-TP222SP	Gray	2	1	22	Plenum	Shielded	1000 ft (305 m)
CBL-TP224SP	Gray	4	2	22	Plenum	Shielded	1000 ft (305 m)
CBL-TP226SP	Gray	6	3	22	Plenum	Shielded	1000 ft (305 m)
TWISTED PAIR (18 AWG)							
CBL-TP182SN	Gray	2	1	18	Non-plenum	Shielded	1000 ft (305 m)
CBL-TP184SN	Gray	4	2	18	Non-plenum	Shielded	1000 ft (305 m)
CBL-TP186SN	Gray	6	3	18	Non-plenum	Shielded	1000 ft (305 m)
CBL-TP182SP	Gray	2	1	18	Plenum	Shielded	1000 ft (305 m)
CBL-TP184SP	Gray	4	2	18	Plenum	Shielded	1000 ft (305 m)
CBL-TP186SP	Gray	6	3	18	Plenum	Shielded	1000 ft (305 m)
THERMOSTAT WIRE							
CBL-TW185UN	White	5	None	18	Non-plenum	Unshielded	250 ft (76 m)
CBL-TW185UP	White	5	None	18	Plenum	Unshielded	250 ft (76 m)
CBL-TW186UN	White	6	None	18	Non-plenum	Unshielded	250 ft (76 m)
CBL-TW186UP	White	6	None	18	Plenum	Unshielded	250 ft (76 m)
CBL-TW188UN	White	8	None	18	Non-plenum	Shielded	250 ft (76 m)
CBL-TW188UP	White	8	None	18	Plenum	Unshielded	250 ft (76 m)
CAT5E ETHERNET							
CBL-ETH248UN	Gray	8	4	24	Non-plenum	Unshielded	1000 ft (305 m)
CBL-ETH248UP	Gray	8	4	24	Plenum	Unshielded	1000 ft (305 m)
MSTP							
CBL-MSTP182SP	Natural	2	1	18	Plenum	Shielded	1000 ft (305 m)
CBL-MSTP222SP	Teal	2	1	22	Plenum	Shielded	1000 ft (305 m)



ELECTRICAL WIRING MATERIALS

GENESIS COMMUNICATION AND CONTROL CABLE GENESIS WIRING

Honeywell



DESCRIPTION

The **Genesis Series** Low Voltage Cables are produced with innovative equipment and technology in a state-of-the-art facility for the HVAC controls contractor. The **Genesis Series** comes in color coded boxes with wrap-around labels for easy identification and alphanumeric coding to make field identification easier. Each foot of cable is labeled in feet with the amount of cable left in the box to easily manage any installation. Wire is available in most any color with some required minimums for special orders. Genesis is so confident of their wire that they have included a "100% three for one" replacement warranty for the lifetime of the original installation.



4

ELECTRICAL WIRING MATERIALS

FEATURES

- **Low capacitance**
- **Countdown footage identification**
- **Easy field identification**
- **Color coded boxes**
- **UL and ETL tested**
- **Lifetime 100% three for one replacement warranty**

ORDERING INFORMATION

Model Number	Jacket Color	Number of Conductors	Number of Pairs	AWG Size	Stranding	Plenum Rating	Shielding	Approvals	Standard Packaging	Package Type	Pounds per 1000 ft
Multi-conductor											
12021009	Gray	2	None	22	Stranded	Non-plenum	Shield	CM, CL2	1000	Reel	13
12041009	Gray	4	None	22	Stranded	Non-plenum	Shield	CM, CL2	1000	Reel	18
12061009	Gray	6	None	22	Stranded	Non-plenum	Shield	CM, CL2	1000	Reel	25
32021012	Natural	2	None	22	Stranded	Plenum	Shield	C(UL), FT6, CMP, CL2P	1000	Reel	14
32041012	Natural	4	None	22	Stranded	Plenum	Shield	C(UL), FT6, CMP, CL2P	1000	Reel	20
32061012	Natural	6	None	22	Stranded	Plenum	Shield	C(UL), FT6, CMP, CL2P	1000	Reel	27
12141009	Gray	2	None	18	Stranded	Non-plenum	Shield	CM, CL2	1000	Reel	20
12281009	Gray	3	None	18	Stranded	Non-plenum	Shield	CM, CL2	1000	Reel	27
12151009	Gray	4	None	18	Stranded	Non-plenum	Shield	CM, CL2	1000	Reel	32
12161009	Gray	6	None	18	Stranded	Non-plenum	Shield	CM, CL2	1000	Reel	45
12171009	Gray	8	None	18	Stranded	Non-plenum	Shield	CM, CL2	1000	Reel	59
31141012	Natural	2	None	18	Stranded	Plenum	Unshielded	C(UL), FT6, CMP, CL2P	1000	Reel	19
31261012	Natural	3	None	18	Stranded	Plenum	Unshielded	C(UL), FT6, CMP, CL2P	1000	Reel	26
31151012	Natural	4	None	18	Stranded	Plenum	Unshielded	C(UL), FT6, CMP, CL2P	1000	Reel	33
31161012	Natural	6	None	18	Stranded	Plenum	Unshielded	C(UL), FT6, CMP, CL2P	1000	Reel	47
31171012	Natural	8	None	18	Stranded	Plenum	Unshielded	C(UL), FT6, CMP, CL2P	1000	Reel	61
32141012	Natural	2	None	18	Stranded	Plenum	Shield	C(UL), FT6, CMP, CL2P	1000	Reel	23
32261012	Natural	3	None	18	Stranded	Plenum	Shield	C(UL), FT6, CMP, CL2P	1000	Reel	29
32151012	Natural	4	None	18	Stranded	Plenum	Shield	C(UL), FT6, CMP, CL2P	1000	Reel	33
32161012	Natural	6	None	18	Stranded	Plenum	Shield	C(UL), FT6, CMP, CL2P	1000	Reel	50
32171012	Natural	8	None	18	Stranded	Plenum	Shield	C(UL), FT6, CMP, CL2P	1000	Reel	61

ELECTRICAL WIRING MATERIALS

GENESIS COMMUNICATION AND CONTROL CABLE GENESIS WIRING



ORDERING INFORMATION

Model Number	Jacket Color	Number of Conductors	Number of Pairs	AWG Size	Stranding	Plenum Rating	Shielding	Approvals	Standard Packaging	Package Type	Pounds per 1000 ft
Stranded, Twisted Pair											
12021009	Gray	2	1	22	Stranded	Non-plenum	Shield	CM, CL2	1000	Reel	13
12811009	Gray	4	2	22	Stranded	Non-plenum	Shield	CM, CL2	1000	Reel	21
12831009	Gray	6	3	22	Stranded	Non-plenum	Shield	CM, CL2	1000	Reel	27
32021009	Gray	2	1	22	Stranded	Plenum	Shield	C(UL), FT6, CMP, CL2P	1000	Reel	14
32811009	Gray	4	2	22	Stranded	Plenum	Shield	C(UL), FT6, CMP, CL2P	1000	Reel	24
32831009	Gray	6	3	22	Stranded	Plenum	Shield	C(UL), FT6, CMP, CL2P	1000	Reel	26
Thermostat											
47104801	White	2	None	18	solid	Non-plenum	Unshielded	CL2	500	Spool	16
47114801	White	3	None	18	solid	Non-plenum	Unshielded	CL2	250	Spool	22
47120301	White	4	None	18	solid	Non-plenum	Unshielded	CL2	250	Spool	27
47130301	White	5	None	18	solid	Non-plenum	Unshielded	CL2	250	Spool	33
47140301	White	6	None	18	solid	Non-plenum	Unshielded	CL2	250	Spool	38
47160301	White	8	None	18	solid	Non-plenum	Unshielded	CL2	250	Spool	50
47104807	Brown	2	None	18	solid	Non-plenum	Unshielded	CL2	500	Spool	16
47114807	Brown	3	None	18	solid	Non-plenum	Unshielded	CL2	500	Spool	22
47120307	Brown	4	None	18	solid	Non-plenum	Unshielded	CL2	250	Spool	27
47130307	Brown	5	None	18	solid	Non-plenum	Unshielded	CL2	250	Spool	33
47140307	Brown	6	None	18	solid	Non-plenum	Unshielded	CL2	250	Spool	38
47160307	Brown	8	None	18	solid	Non-plenum	Unshielded	CL2	250	Spool	50
47614812	Natural	3	None	18	solid	Non-plenum	Unshielded	CL2P	250	Spool	23
47630312	Natural	5	None	18	solid	Non-plenum	Unshielded	CL2P	250	Spool	35
47640312	Natural	6	None	18	solid	Non-plenum	Unshielded	CL2P	250	Spool	42
47660312	Natural	8	None	18	solid	Non-plenum	Unshielded	CL2P	250	Spool	54
CAT5e Ethernet											
50781106	Blue	8	4	24	solid	Non-plenum	Unshielded	FT4, CMR, CL2R	1000	Pull-box	21
50881106	Blue	8	4	24	solid	Plenum	Unshielded	FT4, CMP, CL2P	1000	Pull-box	27
CAT6											
50922106	Blue	8	4	23	solid	Non-plenum	Unshielded	FT4, CMR, CL2R	1000	Reel-in-a box	22
51022106	Blue	8	4	23	solid	Plenum	Unshielded	FT6, CMP, CL2P	1000	Reel-in-a box	25
LonWorks											
10621109	Gray	2	1	22	Stranded	Non-plenum	Unshielded	Level 4, CM, CL2	1000	Pull-box	18
32522101	White	2	1	22	Stranded	Plenum	Unshielded	Level 4, CM, CL2	1000	Reel-in-a box	13
32541101	White	2	1	22	Stranded	Non-plenum	Shielded	Level 4, CM, CL2	1000	Pull-box	21
MS/TP											
32511005	Green	2	1	22	Stranded	Plenum	Shield	CMP, CL2P	1000	Reel	21
33221003	Orange	2	1	18	Stranded	Plenum	Shield	CMP, CL2P	1000	Reel	56
Other Temperature Controls											
46522110 (Trane type)	Purple	2	1	18	Stranded	Plenum	Shield	CMP, CL2P	1000	Reel-in-a box	30
Security											
11011101	White	2	None	22	Solid	Non-plenum	Unshielded	CM, CL2	1000	Pull-box	8
11021101	White	2	None	22	Stranded	Non-plenum	Unshielded	CM, CL2	1000	Pull-box	9
11031101	White	4	None	22	Solid	Non-plenum	Unshielded	CM, CL2	1000	Pull-box	14
11041101	White	4	None	22	Stranded	Non-plenum	Unshielded	CM, CL2	1000	Pull-box	15
32951099	None	16	Combo	18/22	Stranded	Plenum	Unshielded	CMP	1000	Reel	115
COAX											
50031008	Black	RG6 60% Aluminum CATV				Non-plenum	Shielded	CATV, CL2	1000	Reel	31
50011008	Black	RG59 95% BC CCTV				Non-plenum	Shielded	CL2	1000	Reel	36
50131008	Black	RG59 95% Aluminum CCTV				Non-plenum	Shielded	CL2	1000	Reel	60

*Minimum runs may apply.
**Estimated weight.



ELECTRICAL WIRING MATERIALS

COMMUNICATION AND CONTROL CABLE

W181P, W221P, W241P SERIES

DESCRIPTION

Communication and control cable for HVAC systems.

FEATURES

- *BACnet and ECHELON/LONWORKS approved models*
- *Low capacitance models*
- *UL listed*







4

ELECTRICAL WIRING MATERIALS



ORDERING INFORMATION

	Model			
	W181P-2028XRB	W221P-2001B	W221P-2003ORRB	W241P-2000FRIB
Wiring				
Color	Violet	Blue	Orange	Orange
Number Of Conductors	2	2	2	2
Number Of Pairs	1	1	1	1
Wire Size	18 AWG	22 AWG	22 AWG	24 AWG
Stranding	Stranded	Stranded	Stranded	Stranded
Plenum Rating	Plenum	Plenum	Plenum	Plenum
Shielding	Shielded	Unshielded	Shielded	Shielded
Capacitance	23.1 pf/ft. nom.	15.0 pf/ft.±10%	12.5 pf/ft at 1 KHz nom.	12.5 pf/ft at 1 KHz nom.
Insulation	FEP	FEP	FEP	FEP
Overall Diameter	0.178" nom	0.120" nom	0.174" nom	0.132" nom
Standard Package	1,000 ft (305 m)	1,000 ft (305 m)	1,000 ft (305 m)	1,000 ft (305 m)
Communication Standard	-	Lonworks	BACnet	BACnet
Approvals	UL type CMP/CL3P	UL type CMP/CL3P/FPLP	UL type CMP/CL3P	UL type CMP/CL3P

ELECTRICAL WIRING MATERIALS

HOOK-UP WIRE HW-76B



4

ELECTRICAL WIRING MATERIALS

DESCRIPTION

The **HW-76B** is a tinned copper, PVC-insulated, stranded hook-up wire used for panel wiring of electric and electronic equipment. The extruded PVC insulation is flame and ozone resistant and inert to most chemicals, oils, and solvents.

FEATURES

- Passes VW-1 vertical wire flame test
- Stranded, tinned copper conductor
- Easily molded for panel construction
- Excellent memory of molded position
- Easy to strip
- Available in various colors
- UL and non-UL available

SPECIFICATIONS

Voltage Rating		Nominal OD	
Non-UL	1000 V	Non-UL	0.09" (0.229 cm)
UL	600 V	UL	0.122" (0.310 cm)
Conductor	Tinned Copper	Operating Temperature	
Insulation	PVC	Non-UL	176°F (80°C)
Insulation Thickness		UL	221°F (105°C)
Non-UL	0.016" (0.041 cm)	Approvals	UL File # E68175
UL	0.031" (0.079 cm)		

ORDERING INFORMATION

Model	Color	Number Of Conductors	AWG Size	Plenum Rating	Shielding	Approvals	Standard Package	Weight
HW-76B-BK	Black	1	16	None	None	MIL-W-76B	500 Ft (152 M)	6 lb (2.7kg)
HW-76B-WT	White	1	16	None	None	MIL-W-76B	500 Ft (152 M)	6 lb (2.7kg)
HW-76B-RD	Red	1	16	None	None	MIL-W-76B	500 Ft (152 M)	6 lb (2.7kg)
HW-76B-Y	Yellow	1	16	None	None	MIL-W-76B	500 Ft (152 M)	6 lb (2.7kg)
HW-76B-GN	Green	1	16	None	None	MIL-W-76B	500 Ft (152 M)	6 lb (2.7kg)
HW-76B-BL	Blue	1	16	None	None	MIL-W-76B	500 Ft (152 M)	6 lb (2.7kg)
HW-76B-BN	Brown	1	16	None	None	MIL-W-76B	500 Ft (152 M)	6 lb (2.7kg)
HW-76B-PU	Purple	1	16	None	None	MIL-W-76B	500 Ft (152 M)	6 lb (2.7kg)
HW-76B-OR	Orange	1	16	None	None	MIL-W-76B	500 Ft (152 M)	6 lb (2.7kg)
HW-76B-UL-BK	Black	1	16	None	None	UL1015 CSA TEW	500 Ft (152 M)	7 lb (3.18 kg)
HW-76B-UL-WT	White	1	16	None	None	UL1015 CSA TEW	500 Ft (152 M)	7 lb (3.18 kg)
HW-76B-UL-RD	Red	1	16	None	None	UL1015 CSA TEW	500 Ft (152 M)	7 lb (3.18 kg)
HW-76B-UL-Y	Yellow	1	16	None	None	UL1015 CSA TEW	500 Ft (152 M)	7 lb (3.18 kg)
HW-76B-UL-GN	Green	1	16	None	None	UL1015 CSA TEW	500 Ft (152 M)	7 lb (3.18 kg)
HW-76B-UL-BL	Blue	1	16	None	None	UL1015 CSA TEW	500 Ft (152 M)	7 lb (3.18 kg)
HW-76B-UL-BN	Brown	1	16	None	None	UL1015 CSA TEW	500 Ft (152 M)	7 lb (3.18 kg)
HW-76B-UL-PU	Purple	1	16	None	None	UL1015 CSA TEW	500 Ft (152 M)	7 lb (3.18 kg)
HW-76B-UL-OR	Orange	1	16	None	None	UL1015 CSA TEW	500 Ft (152 M)	7 lb (3.18 kg)



ELECTRICAL WIRING MATERIALS

FLEXIBLE CONDUIT FLEX SERIES

DESCRIPTION

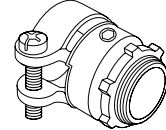
Kele offers a complete selection of 1/2" and 3/4" flexible conduit and fittings.

ORDERING INFORMATION

Model	Description	Unit Quantity
FLEXIBLE STEEL CONDUIT		
FLEX12	1/2" flexible steel conduit- 100 ft	1 roll
FLEX34	3/4" flexible steel conduit- 100 ft	1 roll
FLEXIBLE STEEL CONDUIT STRAIGHT CONNECTOR UL FILE E32539		
FLEXCN12	1/2" flexible steel conduit straight connector	1 piece
FLEXCN34	3/4" flexible steel conduit straight connector	1 piece
FLEXIBLE STEEL CONDUIT 90° CONNECTOR UL FILE E32539		
FLEXCN9012	1/2" flexible steel conduit 90° connector	1 piece
FLEXCN9034	3/4" flexible steel conduit 90° connector	1 piece
LIQUID TIGHT FLEXIBLE STEEL CONDUIT		
FLEXLT12	1/2" liquid tight flexible steel conduit- 100 ft	1 roll
FLEXLT34	3/4" liquid tight flexible steel conduit- 100 ft	1 roll
STEEL LIQUID TIGHT STRAIGHT CONNECTOR UL FILE E11853		
FLEXLTCN12	1/2" liquid tight straight connector	1 piece
FLEXLTCN34	3/4" liquid tight straight connector	1 piece
STEEL LIQUID TIGHT 90° CONNECTOR UL FILE E11853		
FLEXLT9012	1/2" liquid tight 90° connector	1 piece
FLEXLT9034	3/4" liquid tight 90° connector	1 piece
NON-METALLIC LIQUID TIGHT FLEXIBLE CONDUIT		
FLEXNM12	1/2" non-metallic liquid tight flexible conduit- 100 feet	1 roll
FLEXNM34	3/4" non-metallic liquid tight flexible conduit- 100 feet	1 roll
NON-METALLIC STRAIGHT CONNECTOR (Must be used with FLEXNM Non-Metallic Liquid Tight Flexible Conduit)		
FLEXNMCN12	1/2" non-metallic liquid tight straight connector	1 piece
FLEXNMCN34	3/4" non-metallic liquid tight straight connector	1 piece
NON-METALLIC CONNECTOR (Must be used with FLEXNM Non-Metallic Liquid Tight Flexible Conduit)		
FLEXNM9012	1/2" non-metallic liquid tight 90° connector	1 piece
FLEXNM9034	3/4" non-metallic liquid tight 90° connector	1 piece



Flexible Steel Conduit



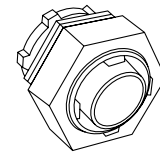
Flexible Steel Conduit Straight



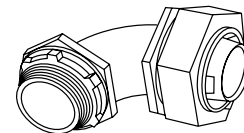
Flexible Steel Conduit 90°



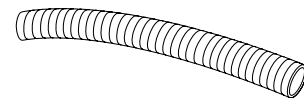
Liquid Tight Flexible Steel Conduit



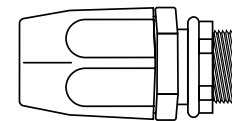
Steel Liquid Tight Straight



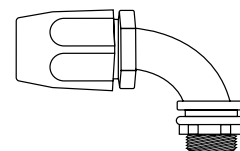
Steel Liquid Tight 90°



Non-Metallic Liquid Tight Flexible Conduit



Non-Metallic Liquid Tight Straight



Non-Metallic Liquid Tight 90°

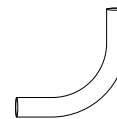


DESCRIPTION

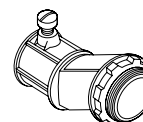
Kele offers a complete line of EMT fittings for 1/2" and 3/4".

ORDERING INFORMATION

Model	Description	Unit Quantity
EMT 90° ELBOW		
EMTEL12	1/2" EMT 90° elbow	1 piece
EMTEL34	3/4" EMT 90° elbow	1 piece
EMT OFFSET NIPPLE		UL File E35001
EMTOFNP12	1/2" EMT offset nipple	1 piece
EMT SET SCREW CONNECTOR		UL File E35001
EMTSCN12	1/2" EMT set screw connector	1 piece
EMTSCN34	3/4" EMT set screw connector	1 piece
EMT SET SCREW COUPLING		UL File E35001
EMTSCU12	1/2" EMT set screw coupling	1 piece
EMTSCU34	3/4" EMT set screw coupling	1 piece
EMT COMPRESSION CONNECTOR		UL File E35001
EMTCCN12	1/2" EMT compression connector	1 piece
EMTCCN34	3/4" EMT compression connector	1 piece
EMT COMPRESSION COUPLING		UL File E35001
EMTCCU12	1/2" EMT compression coupling	1 piece
EMTCCU34	3/4" EMT compression coupling	1 piece
EMT 90° COMPRESSION CONNECTOR		UL File E32539
EMTCCN9012	1/2" 90° compression connector	1 piece
EMTCCN9034	3/4" 90° compression connector	1 piece
EMT ONE-HOLE STRAP		UL File E333806
EMT1STP12	1/2" EMT one-hole strap	1 piece
EMT1STP34	3/4" EMT one-hole strap	1 piece
EMT TWO-HOLE STRAP		UL File E333806
EMT2STP12	1/2" EMT two-hole strap	1 piece
EMT2STP34	3/4" EMT two-hole strap	1 piece
EMT PULLING ELBOW		
EMTPE12	1/2" EMT pulling elbow	1 piece
EMTPE34	3/4" EMT pulling elbow	1 piece



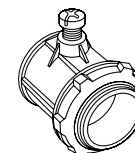
Elbow



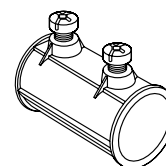
Offset Nipple



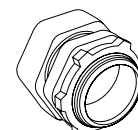
4



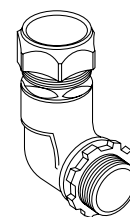
Set Screw Connector



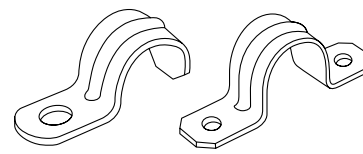
Set Screw Coupling



Compression Connector



90° Compression Connector



1-hole Strap

2-hole Strap



Pulling Elbow



ELECTRICAL WIRING MATERIALS

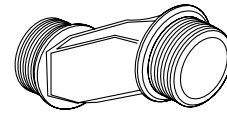
RIGID CONDUIT FITTINGS RIG SERIES

DESCRIPTION

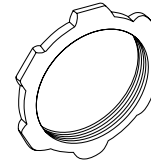
Kele offers a complete line of 1/2" and 3/4" rigid conduit fittings.

ORDERING INFORMATION

Model	Description	Unit Quantity
RIGID CONDUIT OFFSET		UL File E32539
RIGOFF12	1/2" rigid conduit offset, threaded	1 piece
RIGOFF34	3/4" rigid conduit offset, threaded	1 piece
RIGID CONDUIT LOCKNUT		UL File E32539
RIGLOC12	1/2" rigid conduit locknut	1 piece
RIGLOC34	3/4" rigid conduit locknut	1 piece
PLASTIC INSULATING BUSHING		UL File E61301
RIGPBU12	1/2" plastic insulating bushing	1 piece
RIGPBU34	3/4" plastic insulating bushing	1 piece
RIGID METAL BUSHING		UL File E14814
RIGMBU12	1/2" metal bushing	1 piece
RIGMBU34	3/4" metal bushing	1 piece
RIGID METAL BUSHING INSULATED		UL File E32539
RIGMIBU12	1/2" metal bushing insulated	1 piece
RIGMIBU34	3/4" metal bushing insulated	1 piece
REDUCING WASHER		UL File E32539
RIGRW3412	3/4" to 1/2" reducing washer	1 piece
RIGRW134	1" to 3/4" reducing washer	1 piece
RIGID ONE-HOLE STRAP		UL File E333806
RIG1STP12	1/2" rigid one-hole strap	1 piece
RIG1STP34	3/4" rigid one-hole strap	1 piece
RIGID TWO-HOLE STRAP		UL File E333806
RIG2STP12	1/2" rigid two-hole strap	1 piece
RIG2STP34	3/4" rigid two-hole strap	1 piece
RIGID PULLING ELBOW		UL File E32539
RIGPE12	1/2" rigid pulling elbow	1 piece
RIGPE34	3/4" rigid pulling elbow	1 piece



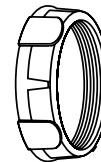
Rigid Offset



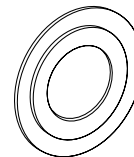
Locknut



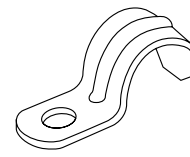
Bushing



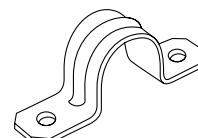
Insulated Bushing



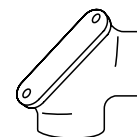
Reducing Washer



1-hole Strap



2-hole Strap



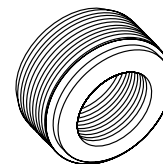
Pulling Elbow



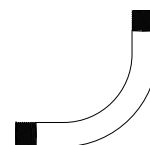


ORDERING INFORMATION

Model	Description	Unit Quantity
REDUCING BUSHING		
RIGRB3412	3/4" x 1/2" reducing bushing	1 piece
RIGRB112	1" x 1/2" reducing bushing	1 piece
RIGRB134	1" x 3/4" reducing bushing	1 piece
RIGID 90° ELBOW		
RIG90EL12	1/2" rigid 90° elbow	1 piece
RIG90EL34	3/4" rigid 90° elbow	1 piece
RIGID CONDUIT COUPLING		
RIGC12	1/2" rigid conduit coupling	1 piece
RIGC34	3/4" rigid conduit coupling	1 piece
RIGID CONDUIT NIPPLES		
RIGN120	1/2" x close rigid conduit nipple	1 piece
RIGN123	1/2" x 3" rigid conduit nipple	1 piece
RIGN126	1/2" x 6" rigid conduit nipple	1 piece
RIGN340	3/4" close rigid conduit nipple	1 piece
RIGN343	3/4" x 3" rigid conduit nipple	1 piece
RIGN346	3/4" x 6" rigid conduit nipple	1 piece
RIGID LB CONDUIT		
RIGLB12	1/2" rigid LB conduit	1 piece
RIGLB34	3/4" rigid LB conduit	1 piece
RIGID T CONDUIT		
RIGT12	1/2" rigid T conduit	1 piece
RIGT34	3/4" rigid T conduit	1 piece
RIGID CONDUIT DOMED COVER		
RIGCOV12	1/2" conduit domed cover	1 piece
RIGCOV34	3/4" conduit domed cover	1 piece
RIGID CONDUIT COVER GASKET		
RIGG12	1/2" conduit cover gasket	1 piece
RIGG34	3/4" conduit cover gasket	1 piece



Reducing Bushing



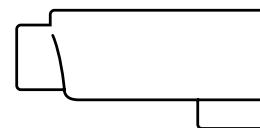
Elbow



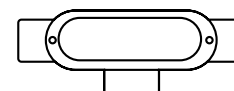
Conduit Coupling



Conduit Nipple




LB Conduit



T Conduit



Domed Cover



Cover Gasket

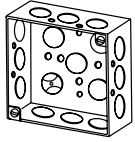


ELECTRICAL WIRING MATERIALS

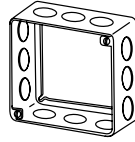
4" SQUARE BOXES 4BX SERIES

DESCRIPTION

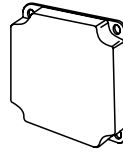
Kele offers a complete line of 4" square boxes.



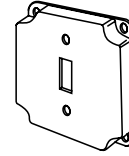
1-1/2" D Square Box



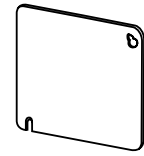
1-1/2" Extension Ring



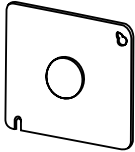
Raised Blank



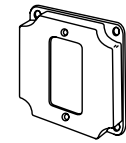
Raised Toggle



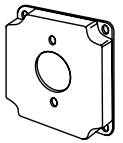
Flat Blank



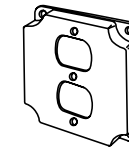
Flat 1/2" KO



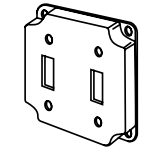
Raised GFCI



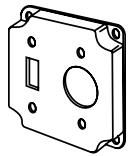
Raised Receptacle



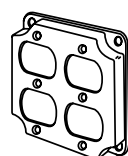
Raised Duplex



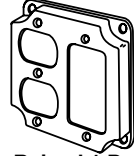
Raised 2 Toggles



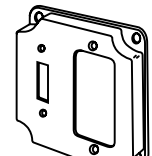
Raised 1 Toggle
1 Receptacle



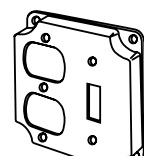
Raised 2 Duplex



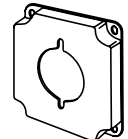
Raised 1 Duplex
1 GFCI



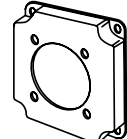
Raised 1 Toggle
1 GFCI



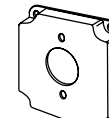
Raised 1 Duplex
1 Toggle



Raised Receptacle
2-9/16" Opening



Raised Receptacle
2-1/2" Opening



Raised Receptacle
1-19/32" Opening



4

ELECTRICAL WIRING MATERIALS

ORDERING INFORMATION

Model	Description UL FILE E18095 & E2527	Unit Quantity
4BX11212	4" square steel box 1-1/2" deep, 1/2" KO	1 piece
4BX11234	4" square steel box 1-1/2" deep, 1/2" and 3/4" KO	1 piece
4BX112EX	4" square steel extension ring box 1-1/2" deep, 1/2" and 3/4" KO	1 piece
4BX21834	4" square steel box 2-1/8" deep, 1/2" and 3/4" KO	1 piece
4BXC VFBL	4" square steel box cover, flat, 1/2" KO	1 piece
4BXC VFKO	4" square steel box cover, flat, blank	1 piece
4BXC VRA2DUP	4" square steel box cover, flat, 1/2" raised, two duplex flush receptacles	1 piece
4BXC VRA2TG	4" square steel box cover, flat, 1/2" raised, two toggle switches	1 piece
4BXC VRABL	4" square steel box cover, flat, 1/2" raised, blank	1 piece
4BXC VRADU	4" square steel box cover, flat, 1/2" raised, one duplex flush receptacle	1 piece
4BXC VRADUGF	4" square steel box cover, flat, 1/2" raised, one duplex flush receptacle, one GFCI device	1 piece
4BXC VRAGF	4" square steel box cover, flat, 1/2" raised, one GFCI device	1 piece
4BXC VRASR	4" square steel box cover, flat, 1/2" raised, one single flush receptacle 1-13/32" deep	1 piece
4BXC VRASR1	4" square steel box cover, flat, 1/2" raised, one 30-50A single flush receptacle 2-9/64" dia.	1 piece
4BXC VRASR2	4" square steel box cover, flat, 1/2" raised, one single flush receptacle 2-1/2" dia.	1 piece
4BXC VRASR3	4" square steel box cover, flat, 1/2" raised, 20A twist-lock receptacle 1-19/32" dia.	1 piece
4BXC VRATG	4" square steel box cover, flat, 1/2" raised, one toggle switch	1 piece
4BXC VRATGDU	4" square steel box cover, flat, 1/2" raised, one toggle switch, one duplex flush receptacle	1 piece
4BXC VRATGGF	4" square steel box cover, flat, 1/2" raised, one toggle switch, one GFCI device	1 piece
4BXC VRATGSR	4" square steel box cover, flat, 1/2" raised, one toggle switch, one single flush receptacle	1 piece
4BXP LE112	4" square steel plenum box 1-1/2" deep, 1/2" and 3/4" KO	1 piece
4BXP LE218	4" square steel plenum box 2-1/8" deep, 1/2" and 3/4" KO	1 piece
4BXP LE CVBL	4" square steel blank plenum box cover, gasketed, captive screws	1 piece

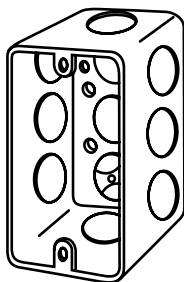
ELECTRICAL WIRING MATERIALS

HANDY BOXES
HBX SERIES

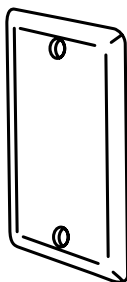


DESCRIPTION

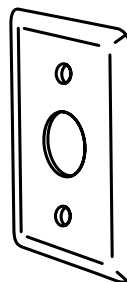
Kele offers a complete selection of handy boxes.



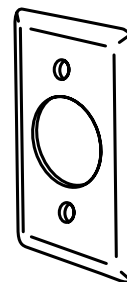
1-1/2" Deep Handy Box



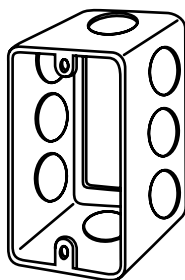
Blank



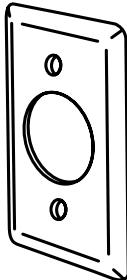
1/2" Knockout



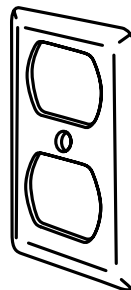
Receptacle
1-19/32"




Handy Box Extension



Receptacle
1-13/32"



Duplex
Receptacle



One Toggle



4

ELECTRICAL WIRING MATERIALS



ORDERING INFORMATION

Model	Description	UL FILES E18095, E2527	Unit Quantity
HBX112	1-1/2" deep steel handy box, 1/2" conduit		1 piece
HBX178	1-7/8" deep steel handy box, 1/2" conduit		1 piece
HBX17834	1-7/8" deep steel handy box, 3/4" conduit		1 piece
HBX218	2-1/8" deep steel handy box, 1/2" conduit		1 piece
HBX21834	2-1/8" deep steel handy box, 3/4" conduit		1 piece
HBX218EXT	2-1/8" x 4" steel handy box extension ring, 1-1/2" deep, 1/2" KO		1 piece
HBXCVBL	Handy box cover, blank		1 piece
HBXCVKO	Handy box cover, one 1/2" KO		1 piece
HBXCVR	Handy box cover, single receptacle 1-19/32" KO		1 piece
HBXCVR1	Handy box cover, single receptacle 1-13/32" KO		1 piece
HBXDU	Handy box cover, one duplex receptacle		1 piece
HBXTG	Handy box cover, one toggle switch		1 piece




ELECTRICAL WIRING MATERIALS

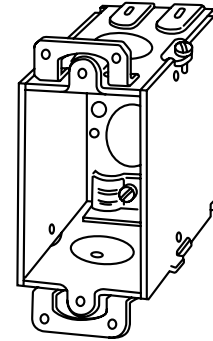
SWITCH BOXES SWBX SERIES

DESCRIPTION

Kele offers a complete assortment of switch boxes.



Switch Box



Switch Box
w/Cable Clamp



4

ELECTRICAL WIRING MATERIALS

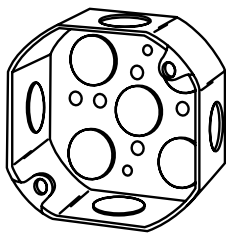
ORDERING INFORMATION

Model	Description	UL FILE E2527	Unit Quantity
SWBX	3" x 2" gangable switch box, 2 1/2" deep, 1/2" KO		1 piece
SWBX34	3" x 2" gangable switch box, 2 1/2" deep, 1/2" and 3/4" KO		1 piece
SWBXCBL	3" x 2" gangable switch box, 2 1/2" deep, nonmetallic sheathed cable clamp 1/2" KO		1 piece

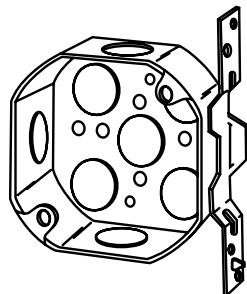
OCTAGONAL BOXES 8BX SERIES

DESCRIPTION


Kele offers a complete selection of 4" octagonal boxes.




1-1/2" D Octagon



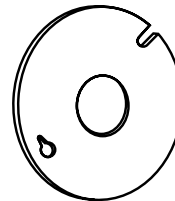
1-1/2" D Octagon w/ Bracket




Blank



Duplex



1/2" KO



Raised



ORDERING INFORMATION

Model	Description	UL FILES E18095 & E2527	Unit Quantity
8BX11212	4" octagon steel box 1-1/2" deep, 1/2" KO		1 piece
8BX11234	4" octagon steel box 1-1/2" deep, 1/2" and 3/4" KO		1 piece
8BX112BK	4" octagon steel box with bracket 1-1/2" deep, 1/2" KO		1 piece
8BX21812	4" octagon steel box 2-1/8" deep, 1/2" KO		1 piece
8BX21834	4" octagon steel box 2-1/2" deep, 1/8" and 3/4" KO		1 piece
8BXCVB	4" octagon steel box blank cover		1 piece
8BXCVDU	4" octagon steel box cover duplex receptacle		1 piece
8BXCVKO	4" octagon steel box blank cover 1/2" KO		1 piece
8BXCVR	4" octagon steel box cover 1/2" raised with ears		1 piece

ELECTRICAL WIRING MATERIALS

WEATHERPROOF BOXES WBX SERIES



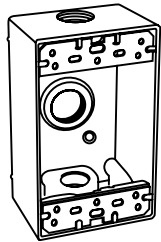
4

ELECTRICAL WIRING MATERIALS




DESCRIPTION


Kele offers a complete selection of weatherproof boxes.



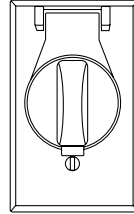
3 Hub



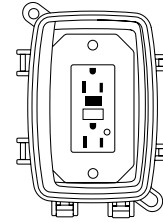
4 Hub




5 Hub




Single Receptacle/
Switch




In Use



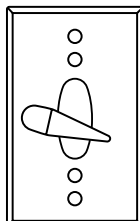
GFCI



Blank 2 Screw



Blank 4 Screw



Toggle Switch

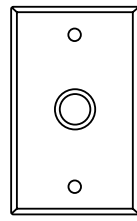
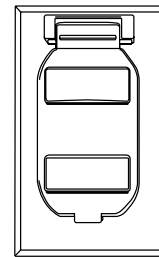
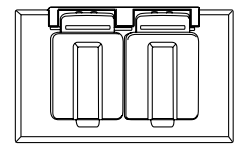


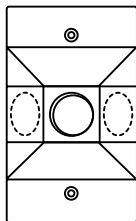
Photo Cell



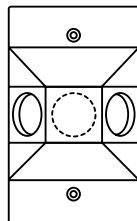
Vertical Duplex
Receptacle



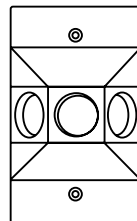
Horizontal Duplex
Receptacle



Raised 1 Hub



Raised 2 Hub



Raised 3 Hub

ORDERING INFORMATION

Model	Description UL FILES E53330 & E2527	Unit Quantity
WBX312	One gang weatherproof outlet box with (3) 1/2" hubs	1 piece
WBX334	One gang weatherproof outlet box with (3) 3/4" hubs	1 piece
WBX412	One gang weatherproof outlet box with (4) 1/2" hubs	1 piece
WBX434	One gang weatherproof outlet box with (4) 3/4" hubs	1 piece
WBX512	One gang weatherproof outlet box with (5) 1/2" hubs	1 piece
WBX534	One gang weatherproof outlet box with (5) 3/4" hubs	1 piece
WBXCV112HUB	Plate with (1) 1/2" hub	1 piece
WBXCV312HUB	Plate with (3) 1/2" hub	1 piece
WBXCVBL2	Blank plate with two screws	1 piece
WBXCVBL4	Blank plate with four screws	1 piece
WBXCVGF	GFCI self-closing cover	1 piece
WBXCVIU	IN-use cover, 2 1/4" deep. Polycarbonate	1 piece
WBXCVPHO	Photo cell plate (120 VAC, 300W photo cell included)	1 piece
WBXCVSR	Single receptacle/ switch, self-closing cover	1 piece
WBXCVTG	Toggle switch plate (switch not included)	1 piece
WBXCVVDU	Vertical duplex receptacle/ switch, self-closing cover	1 piece
WBXCVHDU	Horizontal duplex receptacle/ switch, self-closing cover	1 piece



ELECTRICAL WIRING MATERIALS

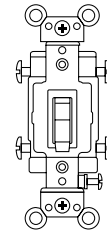
SWITCHES AND RECEPTACLES S AND R SERIES

DESCRIPTION

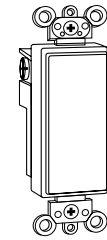
Kele offers a complete selection of switches and receptacles.

ORDERING INFORMATION

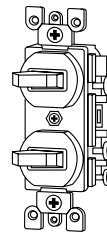
TOGGLE SWITCHES WITH GROUND		
Model	Description	Unit Quantity
Ivory		
UL File E7458		
S1T15I	Single pole toggle switch, 15A 120-277 VAC, ivory	1 piece
S1T20I	Single pole toggle switch, 20A 120-277 VAC, ivory	1 piece
S3T15I	Three way toggle switch, 15A 120-277 VAC, ivory	1 piece
S3T20I	Three way toggle switch, 20A 120-277 VAC, ivory	1 piece
White		
S1T15W	Single pole toggle switch, 15A 120-277 VAC, white	1 piece
S1T20W	Single pole toggle switch, 20A 120-277 VAC, white	1 piece
S3T15W	Three way toggle switch, 15A 120-277 VAC, white	1 piece
S3T20W	Three way toggle switch, 20A 120-277 VAC, white	1 piece
Ivory Decorator		
SD1T15I	Decorator single pole toggle switch, 15A 120-277 VAC, ivory	1 piece
SD1T20I	Decorator single pole toggle switch, 20A 120-277 VAC, ivory	1 piece
SD3T15I	Decorator three way toggle switch, 15A 120-277 VAC, ivory	1 piece
SD3T20I	Decorator three way toggle switch, 20A 120-277 VAC, ivory	1 piece
White Decorator		
SD1T15W	Decorator single pole toggle switch, 15A 120-277 VAC, white	1 piece
SD1T20W	Decorator single pole toggle switch, 20A 120-277 VAC, white	1 piece
SD3T15W	Decorator three way toggle switch, 15A 120-277 VAC, white	1 piece
SD3T20W	Decorator three way toggle switch, 20A 120-277 VAC, white	1 piece
COMBO UNITS		
Model	Description	Unit Quantity
Ivory		
SR15I	Duplex style toggle switch & receptacle, 15A 120 VAC, ivory	1 piece
S215I	Duplex style dual toggle switch, 15A 120 VAC, ivory	1 piece
SP15I	Duplex style toggle switch & pilot light, 15A 120 VAC, ivory	1 piece
SD215I	Decorator style dual toggle switch, 15A 120 VAC, ivory	1 piece
White		
SR15W	Duplex style toggle switch & receptacle, 15A 120 VAC, white	1 piece
S215W	Duplex style dual toggle switch, 15A 120 VAC, white	1 piece
SP15W	Duplex style toggle switch & pilot light, 15A 120 VAC, white	1 piece
SD215W	Decorator style dual toggle switch, 15A 120 VAC, white	1 piece



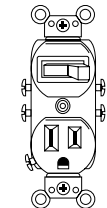
Toggle Switch



Decorator Toggle



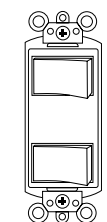
Dual Toggle



Toggle with Switch



Toggle with Pilot



Dual Decorator Toggle

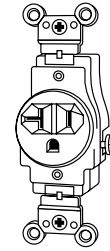
4

ELECTRICAL WIRING MATERIALS

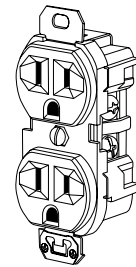


ORDERING INFORMATION

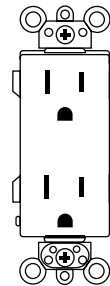
RECEPTACLES		
Model	Description	Unit Quantity
Single Receptacle UL File E13399		
R15I	Single receptacle, 15A 125 VAC, 1.37" diameter, ivory	1 piece
R20I	Single receptacle, 20A 125 VAC, 1.37" diameter, ivory	1 piece
R15W	Single receptacle, 15A 125 VAC, 1.37" diameter, white	1 piece
R20W	Single receptacle, 20A 125 VAC, 1.37" diameter, white	1 piece
Duplex Receptacle UL File E13399		
RD15I	Duplex receptacle, 15A 125 VAC, ivory	1 piece
RD20I	Duplex receptacle, 20A 125 VAC, ivory	1 piece
RD15W	Duplex receptacle, 15A 125 VAC, white	1 piece
RD20W	Duplex receptacle, 20A 125 VAC, white	1 piece
Decorator Duplex Receptacle UL File E13399		
RDD15I	Decorator duplex receptacle, 15A 125 VAC, ivory	1 piece
RDD20I	Decorator duplex receptacle, 20A 125 VAC, ivory	1 piece
RDD15W	Decorator duplex receptacle, 15A 125 VAC, white	1 piece
RDD20W	Decorator duplex receptacle, 20A 125 VAC, white	1 piece
GFCI DUPLEX RECEPTACLE UL File E13399		
Model	Description	Unit Quantity
RGFI15I	Duplex receptacle GFCI protected, 15A 125 VAC, ivory	1 piece
RGFI20I	Duplex receptacle GFCI protected, 20A 125 VAC, ivory	1 piece
RGFI15W	Duplex receptacle GFCI protected, 15A 125 VAC, white	1 piece
RGFI20W	Duplex receptacle GFCI protected, 20A 125 VAC, white	1 piece
WALLPLATES (STANDARD SIZE)		
Model	Description	Unit Quantity
Toggle		
COV1TI	1 gang toggle wallplate ivory thermoplastic	1 piece
COV2TI	2 gang toggle wallplate ivory thermoplastic	1 piece
COV3TI	3 gang toggle wallplate ivory thermoplastic	1 piece
COV1TW	1 gang toggle wallplate white thermoplastic	1 piece
COV2TW	2 gang toggle wallplate white thermoplastic	1 piece
COV3TW	3 gang toggle wallplate white thermoplastic	1 piece
COV1TSS	1 gang toggle wallplate stainless steel	1 piece
COV2TSS	2 gang toggle wallplate stainless steel	1 piece
COV3TSS	3 gang toggle wallplate stainless steel	1 piece
Single Receptacle		
COVRI	1 gang single receptacle wallplate ivory thermoplastic	1 piece
COVRW	1 gang single receptacle wallplate white thermoplastic	1 piece
COVRSS	1 gang single receptacle wallplate stainless steel	1 piece




Single Receptacle



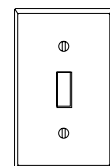
Duplex Receptacle



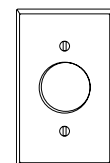
Decorator Duplex



GFCI



Toggle



Single Receptacle

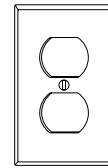


ELECTRICAL WIRING MATERIALS

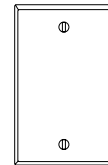
SWITCHES AND RECEPTACLES S AND R SERIES

ORDERING INFORMATION

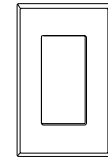
WALLPLATES (STANDARD SIZE) (continued)		
Model	Description	Unit Quantity
Duplex Receptacle		
COV1RDI	1 gang duplex receptacle wallplate, ivory	1 piece
COV2RDI	2 gang duplex receptacle wallplate, ivory	1 piece
COV1RDW	1 gang duplex receptacle wallplate, white	1 piece
COV2RDW	2 gang duplex receptacle wallplate, white	1 piece
COV1RDSS	1 gang duplex receptacle wallplate, stainless steel	1 piece
COV2RDSS	2 gang duplex receptacle wallplate, stainless steel	1 piece
Blank		
COV1BI	1 gang blank wallplate ivory thermoplastic	1 piece
COV2BI	2 gang blank wallplate ivory thermoplastic	1 piece
COV1BW	1 gang blank wallplate white thermoplastic	1 piece
COV2BW	2 gang blank wallplate white thermoplastic	1 piece
COV1BSS	1 gang blank wallplate stainless steel	1 piece
COV2BSS	2 gang blank wallplate stainless steel	1 piece
Decorator		
COV1DI	1 gang decorator wallplate ivory	1 piece
COV2DI	2 gang decorator wallplate ivory	1 piece
COV1DW	1 gang decorator wallplate white	1 piece
COV2DW	2 gang decorator wallplate white	1 piece
RJ-45 Wall Jack		
COV1RJ45I	1 gang wall jack, 1 RJ-45 opening, ivory	1 piece
COV12RJ45I	1 gang wall jack, 2 RJ-45 openings, ivory	1 piece
COV1RJ45W	1 gang wall jack, 1 RJ-45 opening, white	1 piece
COV12RJ45W	1 gang wall jack, 2 RJ-45 openings, white	1 piece
Telephone / Cable		
COV1TCI	1 gang telephone/cable 1 opening, ivory	1 piece
COV1TCW	1 gang telephone/cable 1 opening, white	1 piece
COV1TCSS	1 gang telephone/cable 1 opening, stainless steel	1 piece
Combination		
COV2TRI	2 gang combination, 1 toggle, 1 duplex receptacle, ivory	1 piece
COV2TRSS	2 gang combination, 1 toggle, 1 duplex receptacle, stainless steel	1 piece
COV2TRW	2 gang combination, 1 toggle, 1 duplex receptacle, white	1 piece



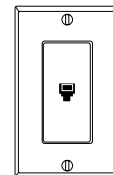
Duplex Opening



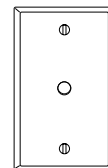
Blank



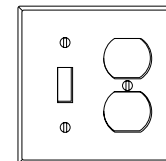
Decorator



RJ-45



Telephone/Cable



Combo

4

ELECTRICAL WIRING MATERIALS

ELECTRICAL WIRING MATERIALS


TWIST-LOCK PLUGS, CONNECTORS AND RECEPTACLES

TL SERIES

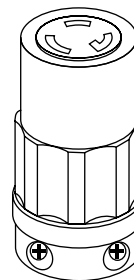


DESCRIPTION

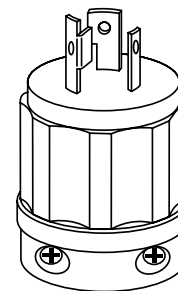
Kele offers a complete selection of twist-lock plugs, connectors and receptacles. UL file # E13399



Receptacle



Connector



Plug



4

ELECTRICAL WIRING MATERIALS

ORDERING INFORMATION

Connector	Connector NEMA Rating	Receptacle	Receptacle NEMA Rating	Plug	Plug NEMA Rating	Description	Unit Quantity
TLC2P20A3W125	L5-20R	TLR-2P20A3W125	L5-20R	TLP-2P20A3W125	L5-20P	20 amp, 2-pole, 3-wire grounding, 125V	1 piece
TLC2P20A3W250	L6-20R	TLR-2P20A3W250	L6-20R	TLP-2P20A3W250	L6-20P	20 amp, 2-pole, 3-wire grounding, 250V	1 piece
TLC2P20A3W277	L7-20R	TLR-2P20A3W277	L7-20R	TLP-2P20A3W277	L7-20P	20 amp, 2-pole, 3-wire grounding, 277V	1 piece
TLC2P20A3W480	L8-20R	TLR-2P20A3W480	L8-20R	TLP-2P20A3W480	L8-20P	20 amp, 2-pole, 3-wire grounding, 480V	1 piece
TLC3P30A4W250	L15-30R	TLR-3P30A4W250	L15-30R	TLP-3P30A4W250	L15-30P	30 amp, 3-pole, 4-wire grounding, 250V	1 piece
TLC3P30A4W480	L16-30R	TLR-3P30A4W480	L16-30R	TLP-3P30A4W480	L16-30P	30 amp, 3-pole, 4-wire grounding, 480V	1 piece

FUSIBLE AND NON-FUSIBLE DISCONNECTS

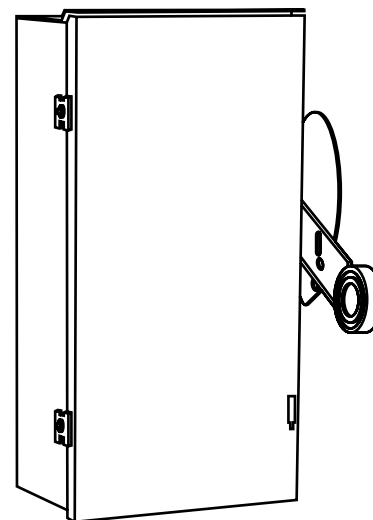
SW SERIES

DESCRIPTION

Kele offers a complete selection of fusible and non-fusible disconnects.

ORDERING INFORMATION

Model	Description	Unit Quantity
NON-FUSIBLE SINGLE-THROW SAFETY SWITCHES 240 VAC		
SW3330	NEMA1, 3-pole, 3-wire, 30 amp	1 piece
SW3360	NEMA1, 3-pole, 3-wire, 60 amp	1 piece
SW33100	NEMA1, 3-pole, 3-wire, 100 amp	1 piece
FUSIBLE SINGLE-THROW SAFETY SWITCHES 600 VAC (Fuses not included.)		
SWF2330	NEMA1, 2-pole, 3-wire, 30 amp, class H	1 piece
SWF2360	NEMA1, 2-pole, 3-wire, 60 amp, class H	1 piece
SWF23100	NEMA1, 2-pole, 3-wire, 100 amp, class H	1 piece
SWF3330	NEMA1, 3-pole, 3-wire, 30 amp, class H	1 piece
SWF3360	NEMA1, 3-pole, 3-wire, 60 amp, class H	1 piece
SWF33100	NEMA1, 3-pole, 3-wire, 100 amp, class H	1 piece
SWF3430	NEMA1, 3-pole, 4-wire, 30 amp, class H	1 piece
SWF3460	NEMA1, 3-pole, 4-wire, 60 amp, class H	1 piece
SWF34100	NEMA1, 3-pole, 4-wire, 100 amp, class H	1 piece



SW Series



ELECTRICAL WIRING MATERIALS

CABLE HANGERS AND SEALS CH, CAT, 4BRT, BC, EWK SERIES

DESCRIPTION

The **CAT Series** "J" hooks and **Model 4BRT** bridle rings make a cumbersome job easy. Each hook or ring can be attached using a beam clamp. The **EWK Series** is a sturdy, easy to use Knockout Seal.

FEATURES

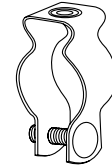
- Assorted sizes
- Easy mounting
- Hammer-on clips
- Clamp-type clips

4

ELECTRICAL WIRING MATERIALS

ORDERING INFORMATION

Model	Description	Package Quantity
CONDUIT HANGER UL File E333806		
CH-050-B	Hanger for 1/2" conduit	50 piece
CH-100-B	Hanger for 3/4" conduit	100 piece
CABLECAT™ LOOPS		
CAT 12	CableCat™ 3/4" loop, supports 16 four-pair UTP or two-strand fiber optic cable	50 piece
CAT21	CableCat™ 1-5/16" loop, supports 50 four-pair UTP or two-strand fiber optic cable	80 piece
CAT32	CableCat™ 2" loop, supports 80 four-pair UTP or two-strand fiber optic cable	60 piece
CAT64	CableCat™ 4" loop, supports 300 four-pair UTP or two-strand fiber optic cable	25 piece
CAT21-4Z34	CableCat™ CAT21 with 4Z34 multifunction drop-wire clip	40 piece
CAT32-4Z34	CableCat™ CAT32 with 4Z34 multifunction drop-wire clip	40 piece
4Z34	CableCat™ multifunction drop-wire clip	100 piece
THREADED BRIDLE RING [For use with Beam Clamp BC , BC-200]		
4BRT20	1/4"-20 threaded 1-1/4" (3.2 cm) bridle ring	100 piece
4BRT32	1/4"-20 threaded 2" (5.1 cm) bridle ring	100 piece
4BRT64	1/4"-20 threaded 4" (10.2 cm) bridle ring	50 piece
BEAM CLAMP		
BC	Beam Clamp up through 1/2" flanges, accepts 1/4" threaded rod	100 piece
BC-200	Beam Clamp up through 5/8" flanges, accepts 1/4" threaded rod	50 piece
KNOCK OUT (KO) SEALS		
EWKO12	1/2" KO Seal	1 piece
EWKO34	3/4" KO Seal	1 piece



CH-050-B, CH-100-B



CAT12



CAT1-4Z34



4Z34



4BRT20



BC



BC200



EWKO12, EWKO34

ELECTRICAL WIRING MATERIALS

COMPRESSION TERMINALS AND SPLICES COMPRESSION TERMINALS AND SPLICES



4

ELECTRICAL WIRING MATERIALS

DESCRIPTION

Compression terminals and splices are used for connecting, securing, and terminating all types of electrical wiring applications. Each terminal is an assembly of a bare terminal fitted with a funneled copper gripping sleeve and a tightly fitted insulation sleeve made of nylon.



FEATURES

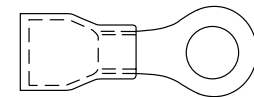
- Premium-grade, nylon-insulated terminals
- Excellent quality, reliability, and performance
- Low cost
- UL File# E76766, E32244, E79133, E68376

ORDERING INFORMATION

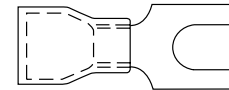
Model	Wire Size	Stud	Width	Color	Package Qty
RINGS UL File E76766					
NR2218-8N	22-18	#8-0.178"	0.268 (0.68)	Red	100
NR1614-8N	16-14	#8-0.178"	0.26 (0.66)	Blue	100
NR1412-8N	14-12	#8-0.178"	.315 (.80)	Yellow	100
BLOCK SPADES UL File E32244					
NBS2218-4	22-18	#4-0.119"	0.228 (0.58)	Red	100
NBS2218-8N	22-18	#8-0.178"	0.276 (0.70)	Red	100
NBS1614-4	16-14	#4-0.119"	0.232 (0.59)	Blue	100
NBS1412-8	14-12	#8-0.178"	0.315 (0.80)	Yellow	100

Model	Wire Size	Mating Tab	Color	Package Qty
FEMALE DISCONNECTS UL File E79133				
NFD2218-110	22 -18	0.020 x 0.110 (0.05 x 0.28)	Red	100
NFD2218-187	22 -18	0.020 x 0.187 (0.05 x 0.47)	Red	100
NFD2218-250	22 -18	0.032 x 0.250 (0.05 x 0.64)	Red	100
NFD1614-110	16 -14	0.020 x 0.110 (0.05 x 0.28)	Blue	100
NFD1614-187	16 -14	0.020 x 0.187 (0.05 x 0.47)	Blue	100
NFD1614-250	16 -14	0.032 x 0.250 (0.05 x 0.64)	Blue	100
NFD1412-250	14 -12	0.032 x 0.250 (0.05 x 0.64)	Yellow	100
NFD1210-250	12 -10	0.032 x 0.250 (0.05 x 0.64)	Yellow	100
PIGGYBACK DISCONNECTS UL File E79133				
NPBFD2218-250	22 -18	0.032 x 0.250 (0.05 x 0.64)	Red	50
NPBFD1614-250	16 -14	0.032 x 0.250 (0.05 x 0.64)	Blue	50
NPBFD1210-250	12 -10	0.032 x 0.250 (0.05 x 0.64)	Yellow	50
FULLY INSULATED FEMALE DISCONNECTS UL File E79133				
FIFD1614-187	16 -14	0.020 x 0.187 (0.05 x 0.47)	Red	50
FIFD1614-250	16 -14	0.032 x 0.250 (0.05 x 0.64)	Red	50
FIFD2218-187	22 -18	0.020 x 0.187 (0.05 x 0.47)	Blue	50
FIFD2218-250	22 -18	0.032 x 0.250 (0.05 x 0.64)	Blue	50

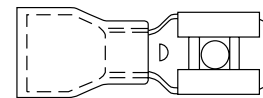
BUTT SPLICES UL File E68376			
Model	Wire Size	Color	Package Qty
NBS-2218	2218	Red	50
NBS-1614	16 -14	Blue	50
NBS-1210	12 -10	Yellow	50



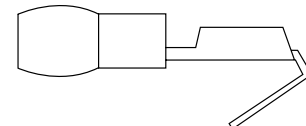
Ring



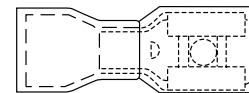
Block Spade



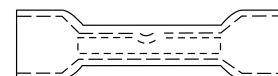
Female Disconnect



Piggyback Disconnect



Fully Insulated Female Disconnect



Butt Splice



ELECTRICAL WIRING MATERIALS

COMPACT SPLICING CONNECTORS 222 SERIES LEVER NUTS

DESCRIPTION

Compact Splicing Connectors for 2, 3, and 5 conductors.

FEATURES

- For all connections requiring:
- Stranded/solid wires
- Wide range of wire sizes
- Combination of different wire sizes in one connector
- Small space consumption
- Built-in test point
- Protection against electrical shock, touch safe
- Low installed cost and safe operation
- Maintenance free connection
- Resusable connector



222-412



222-413



222-415




SPECIFICATIONS

Voltage Rating	600 V (1000 V signs and fixtures)
Current Rating	20 A maximum
Wire Size	28-12 AWG
Number Of Conductors	2, 3, 5
Operating Temperature	221°F (105°C) maximum
Strip Length	Strip to 0.37" (9-10 mm)

Dimensions	
222-412	0.81" x 0.49" x 0.57" (2.05 x 1.24 x 1.45 cm)
222-413	0.81" x 0.67" x 0.57" (2.05 x 1.7 x 1.45 cm)
222-415	0.81" x 1.05" x 0.57" (2.05 x 2.66 x 1.45 cm)
Approvals	UL Listed E69654

INSTALLATION

Step 1. Strip wire.



Step 2. Push up lever.



Step 3. Insert conductor and push down lever.



Integrated test port allows for easy testing of connection integrity.

ORDERING INFORMATION

Model	Number Of Conductors	Description
222-412	2	2 - conductor connector 50 pc box
222-413	3	3 - conductor connector 50 pc box
222-415	5	5 - conductor connector 40 pc box
222-412J	2	2 - conductor connector 350 pc jar
222-413J	3	3 - conductor connector 250 pc jar
222-415J	5	5 - conductor connector 150 pc jar

ACCESSORIES

206-124 Wire cutting and stripping tool (34-8 AWG)

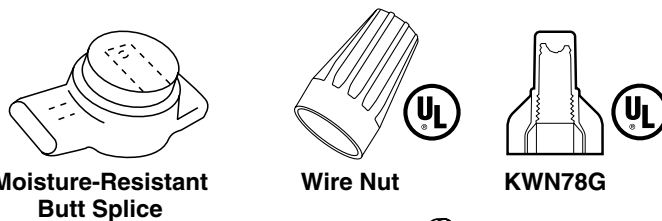
ELECTRICAL WIRING MATERIALS



WIRE NUTS, TIES, ACCESSORIES WIRE NUTS, TIES, ACCESSORIES

DESCRIPTION


These miscellaneous electrical products are used for supporting and connecting conductors.



Moisture-Resistant Butt Splice

Wire Nut

KWN78G



Heavy-Duty Cable Clamp


EWKO12, EWKO34



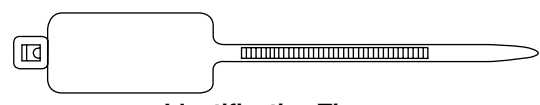
Tie Wraps



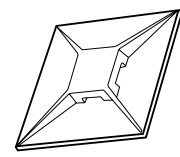
Cable Tie



Mounting Tie



Identification Tie



Mounting Platform

ORDERING INFORMATION

MOISTURE-RESISTANT BUTT SPLICES (Pkg. 100)

Model	Wire Size
UR	19-26

WIRE NUTS UL File E116091 (Pkg. 100)

Model	Wire Size	I.D.	Color	Volts
KWN72B	22-14	0.188	Blue	300
KWN73O	22-14	0.203	Orange	600
KWN74Y	18-12	0.235	Yellow	600
KWN76R	18-10	0.328	Red	600
KWN78G	14-8	0.453	Gray	600

HEAVY-DUTY CABLE CLAMPS UL File E76766 (Pkg. 25)

Model	Size	Width	Thickness	Hole Diameter
CC0625N	5/8"	1/2" (1.27 cm)	0.060" (0.15 cm)	0.203" (0.52 cm)
CC0750N	3/4"	1/2" (1.27 cm)	0.060" (0.15 cm)	0.203" (0.52 cm)
CC08750N	7/8"	1/2" (1.27 cm)	0.060" (0.15 cm)	0.203" (0.52 cm)
CC1N	1"	1/2" (1.27 cm)	0.060" (0.15 cm)	0.203" (0.52 cm)
CC1250N	1-1/4"	1/2" (1.27 cm)	0.060" (0.15 cm)	0.203" (0.52 cm)
CC1250N	1-1/2"	1/2" (1.27 cm)	0.060" (0.15 cm)	0.203" (0.52 cm)

KO SEALS

Model	Description	Unit Quantity
EWKO12	1/2" KO Seal	1 piece
EWKO34	3/4" KO Seal	1 piece

Model	Length	Width	Type	Thickness	Unit Quantity
CABLE TIES					
K400CT	4.0" (10.16 cm)	0.10" (0.25 cm)	Miniature		100/ pkg.
K750CT	7.5" (19.05 cm)	0.19" (0.48 cm)	Standard		100/ pkg.
K750PCT	7.5" (19.05 cm)	0.19" (0.48 cm)	Plenum	UL File E97527	100/ pkg.
K1970CT	19.7" (50.04 cm)	0.19" (0.48 cm)	Standard		100/ pkg.
K1400PCT	14.5" (35.56 cm)	0.19" (0.48 cm)	Plenum	UL File E97527	100/ pkg.
MOUNTING TIES					
KMT650-8	6.5" (16.51 cm)	.14" (0.36 cm)	Stud #8-0.178"		50/ pkg.
KMT800-10	8.0" (20.32 cm)	0.19" (0.48 cm)	Stud #10-0.198"		50/ pkg.
IDENTIFICATION TIES					
IDT400	4.0" (10.16 cm)	0.10" (0.25 cm)	Write-On		50/ pkg.
IDT750	7.5" (19.05 cm)	0.19" (0.48 cm)	Write-On		50/ pkg.
MOUNTING PLATFORMS					
MP7575	0.75" (1.91 cm)	0.75" (1.91 cm)	4- way miniature	3/16" (0.48 cm)	50/ pkg.
MP1111	1.1" (2.79 cm)	1.1" (2.79 cm)	4- way standard	5/16" (0.79 cm)	50/ pkg.

4

ELECTRICAL WIRING MATERIALS



ELECTRICAL WIRING MATERIALS

TAPES

TEMFLEX 1700 BLACK VINYL ELECTRICAL TAPE

DESCRIPTION

3M's Temflex™ 1700 Black Vinyl Electrical Tape is an economical, flexible, general purpose tape.

FEATURES

- General purpose vinyl electrical tape
- Tempered rated to 176°F (80°C)
- Thickness 7 mils
- UL File# E129200



Temflex 1700



ORDERING INFORMATION

MODEL	DESCRIPTION
1700	3/4" x 66' (1.9 cm x 20.1m)

4

ELECTRICAL WIRING MATERIALS

TAPES

35 VINYL COLOR-CODING TAPES

DESCRIPTION

3M's 35 Vinyl Color-Coding Tape is available in nine fade-resistant colors, is super stretchy and conformable, and has excellent insulating properties.

FEATURES

- Premium grade vinyl electrical insulating tape in nine fade resistant colors
- Provides excellent mechanical and electrical insulation
- Resists UV rays, abrasion, corrosion, alkalis, and acids
- Wraps smoothly and holds tight in temperatures to 220°F (105°C)
- Thickness 7 mils
- UL File# E129200



35



ORDERING INFORMATION

ORDERING INFORMATION

Model	Color	Dimensions	Standard Package
35-BLUE	Blue	3/4" x 66' (1.9 cm x 20.1m)	1 roll
35-BROWN	Brown	3/4" x 66' (1.9 cm x 20.1m)	1 roll
35-GRAY	Gray	3/4" x 66' (1.9 cm x 20.1m)	1 roll
35-GREEN	Green	3/4" x 66' (1.9 cm x 20.1m)	1 roll
35-ORANGE	Orange	3/4" x 66' (1.9 cm x 20.1m)	1 roll
35-RED	Red	3/4" x 66' (1.9 cm x 20.1m)	1 roll
35-VIOLET	Violet	3/4" x 66' (1.9 cm x 20.1m)	1 roll
35-WHITE	White	3/4" x 66' (1.9 cm x 20.1m)	1 roll
35-YELLOW	Yellow	3/4" x 66' (1.9 cm x 20.1m)	1 roll

ELECTRICAL WIRING MATERIALS



WIRE MARKERS

3M SCOTCHCODE TAPE DISPENSER STD



STD

DESCRIPTION

The **ScotchCode Tape Dispenser STD** is a compact, carry-along dispenser with ten refillable compartments that hold eight-foot rolls of non-smear polyester tape. Used for marking binder groups, wire or cable, the tapes' high tack, acrylic adhesive resists solvents, oil and water, and adheres firmly to insulation surfaces. An end-loop hooks the dispenser easily to a tool pouch or belt.

ORDERING INFORMATION

Model	Description	Standard Package
SDR-0	Number refill "0"	1 roll
SDR-1	Number refill "1"	1 roll
SDR-2	Number refill "2"	1 roll
SDR-3	Number refill "3"	1 roll
SDR-4	Number refill "4"	1 roll
SDR-5	Number refill "5"	1 roll
SDR-6	Number refill "6"	1 roll
SDR-7	Number refill "7"	1 roll
SDR-8	Number refill "8"	1 roll
SDR-9	Number refill "9"	1 roll
SDR-BK	Black color refill	1 roll
SDR-BL	Blue color refill	1 roll
SDR-BN	Brown color refill	1 roll
SDR-GN	Green color refill	1 roll
SDR-GY	Grey color refill	1 roll
SDR-OR	Orange color refill	1 roll
SDR-RD	Red color refill	1 roll
SDR-VL	Violet color refill	1 roll
SDR-WH	White color refill	1 roll
SDR-YL	Yellow color refill	1 roll
STD-0-9X	Dispenser filled with 10 rolls of numbered tape (one each of 0-9)	1 dispenser
STD-CX	Dispenser filled with 10 rolls of colored tape (one each of black, blue, brown, green, gray, orange, red, violet, white and yellow)	1 dispenser

4

ELECTRICAL WIRING MATERIALS

WIRE MARKERS

3M SCOTCHCODE WRITE ON DISPENSERS

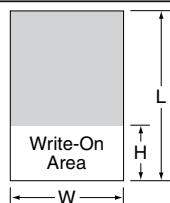


SWD

DESCRIPTION

This self-laminating, write-on marker dispenser is handy for identifying wire and cable. It is easy to use, refillable, and comes with an SMP permanent marking pen.

DIMENSIONS



SPECIFICATIONS AND ORDERING INFORMATION

MODEL	DESCRIPTION	LABELS PER ROLL	WRITE-ON AREA		MARKER SIZE		RECOMMENDED WIRE O.D.	STANDARD PACKAGE
			W	H	W	L		
SWD	Regular dispenser with tape and SMP pen	250	0.75" (1.9 cm)	0.312" (0.8 cm)	0.75" (1.9 cm)	1.375" (3.5 cm)	0.09-0.31" (0.23-0.78 cm)	1 card
SWD-R	Refill roll for SWD	250	0.75" (1.9 cm)	0.312" (0.8 cm)	0.75" (1.9 cm)	1.375" (3.5 cm)	0.09-0.31" (0.23-0.78 cm)	1 card



ELECTRICAL WIRING MATERIALS

TAPES

SUPER 33 AND 88 BLACK VINYL ELECTRICAL TAPE

DESCRIPTION

3M's **Super 33 and 88 Black Vinyl Tapes** is all heavy duty and for all weather use. It also resists UV rays, abrasion, corrosion, alkalies and acids, and is flame retardant.

FEATURES

- Useable in cold weather applications to 0°F (-18°C) and high temperature environments up to 220°F (105°C)
- UL File#E129200, CSA certified
- Aggressive adhesive and elastic backing conforms to irregular surfaces for moisture-tight protection.



ELECTRICAL WIRING MATERIALS

4

ORDERING INFORMATION

Model	Dimensions	Thickness	Standard Package
SUPER 33	3/4" x 66' (1.9 cm x 20.1 m)	7 mils	1 roll
SUPER 88	3/4" x 66' (1.9 cm x 20.1 m)	8.5 mils	1 roll

TAPES

DESCRIPTION

3M's **Tartan 3939 Duct Tape** is a general purpose, silver duct tape with good adhesion and strong backing.

FEATURES

- Seals HVAC ducts
- General-purpose, silver, laminated-cloth duct tape
- Temperature rated to 150°F (65°C)
- 9.8 mils thick



ORDERING INFORMATION

Model	Dimensions	Standard Package
3939	2" x 180' (5.1 cm x 54.8 m)	1 roll