



Emergency Closing Learning Plan - First Grade

Directions: Select at least one activity per column to complete each day. Color or check the box when you have completed a given activity. Read at least 20 minutes a day.

Monday	Tuesday	Wednesday	Thursday	Friday
<p>You've got mail! Write or dictate a letter to someone you know. Don't forget to add a picture!</p>	<p>Recording Studio Record yourself reading or retelling a story. Listen to the recording. Is there anything you want to change? Set a goal. Record yourself reading again. Listen to see if you met your goal.</p>	<p>Going on a word hunt! Look through a book you are reading. Find five words that you know and write them down. Color the vowels in one color. Color the consonants in another.</p>	<p>Journal It Keep a journal to show what you do each day. Draw a picture and label or write about the things you do.</p>	<p>Family Literacy Activities Find any recipe. Read it with a family member, follow the directions and make it. Explain to someone what you did. Write and draw about it.</p>
<p>Reading Response Read and retell a story to a family member, pet, or a favorite toy.</p>	<p>Reading Response Read a fiction book or have someone read it to you or listen to a story online. Complete one of these graphic organizers:</p> <ul style="list-style-type: none"> • Story Map • Five Finger Retell 	<p>Reading Response Read a nonfiction book or have someone read it to you or listen to a story online. Complete the KWL graphic organizer.</p>	<p>Word Work Can you find a word for each letter of the alphabet? Write the words on the Word Collector graphic organizer to keep track of the words you find. You can find words in books and on any printed material in or around your home.</p>	<p>Family Literacy Activities Play / Spy- One person thinks of an object that can be seen in that area. Everyone else asks questions to try to identify the object.</p>
<p>Good Citizen What are some ways you are a good citizen at home or school? Write a sentence and draw a picture showing at least one way you are a good citizen.</p>	<p>Word Work Can you build a word? Use the Letter Cards for Making Words sheet to create words. Write the words. Use these words to write sentences.</p>	<p>Give Me Five! Write the following words: taste, touch, smell, hear, and see. Draw an ear, eye, nose, tongue, or hand that goes with each sense. Draw and write something for each sense. Examples: I can taste _____. It tastes _____. I see a _____. It looks _____.</p>	<p>Writing Activity Read a book. Draw a picture that shows your favorite part of the story. Then write a sentence telling why it was your favorite part.</p>	<p>Look Out Your Window Look out your window. Draw a picture of what you see and write about your picture.</p>
<p>Writing Activity Draw a picture of an interesting animal in their habitat. Write to tell why that animal is interesting.</p>	<p>Community Helpers A community is a place where people live, work, and play. Community helpers are citizens that work in a community. Draw a community helper and describe her/his job. (Example: a teacher helps students learn).</p>	<p>Make a Map Draw a map of a room in your home or school. Be sure to add a map legend that tells us what each shape and symbol stands for on your map.</p>	<p>Take a Walk Take a walk around your neighborhood. Then draw and write about what you saw.</p>	<p>Going on a Picnic Everyone playing will take turns saying, "I am going on a picnic and I will bring ____." The first person thinks of something that begins with the letter <i>a</i> (such as apple). The next person thinks of something to bring that begins with the letter <i>b</i> (such as banana). Repeat using all 26 letters of the alphabet.</p>

Reading Assignment 2: Reading Extension Activities

Daily Reading Challenge

Complete one activity each day and have an adult initial.

Complete at least 10.

Read to a stuffed animal.	Read with a flashlight.	Read under a tree.	Read to a family member.
Read in the car.	Read a nonfiction book.	Read a cereal box.	Read a recipe.
Read a set of directions.	Read on a blanket.	Read in your pajamas.	Read like a robot.
Read a poem.	Read a fairy tale.	Read about a famous person.	Read a book of your choice.
Read on a device. (computer, iPad, etc)	Read a joke.	Read three food labels.	Read a magazine.

Word Collector

Directions: Find words in your home or in books.

Aa	Bb	Cc	Dd
Ed	Ff	Gg	Hh
Ii	Jj	Kk	Ll
Mm	Nn	Oo	Pp
Qq	Rr	Ss	Tt
Uu	Vv	Ww	Xx
Yy	Zz		

Fry Sight Words

Second 100 Words (#101-200)

over	say	set	try
new	great	put	kind
sound	where	end	hand
take	help	does	picture
only	through	another	again
little	much	well	change
work	before	large	off
know	line	must	play
place	right	big	spell
years	too	even	air
live	means	such	away
me	old	because	animal
back	any	turn	house
give	same	here	point
most	tell	why	page
very	boy	ask	letter
after	follow	went	mother
things	came	men	answer
our	want	read	found
just	show	need	study
name	also	land	still
good	around	different	learn
sentence	form	home	should
man	three	us	America
think	small	move	world

Letter Cards for Making Words

Directions: Cut the letters on the dotted line.

i	c	k	p	t	z
i	b	j	p	s	y
e	u	h	n	s	x
e	u	g	m	r	w
a	o	f	l	r	v
a	o	d	l	q	t


Page Intentionally Left Blank

Story Map

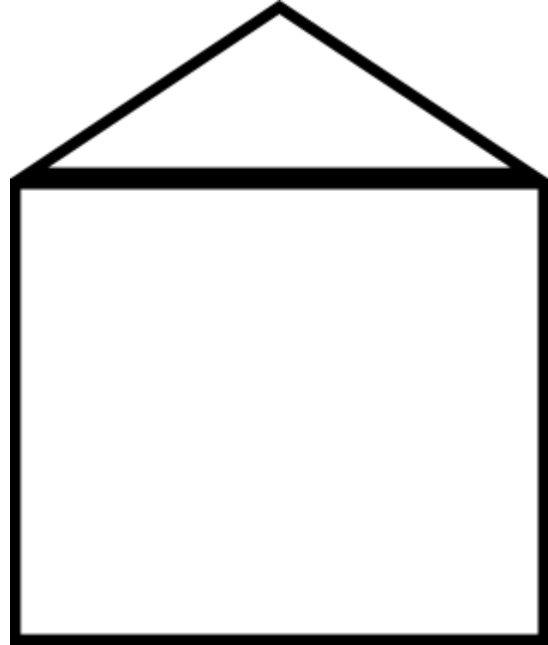
Name: _____

Date: _____

Story Title: _____



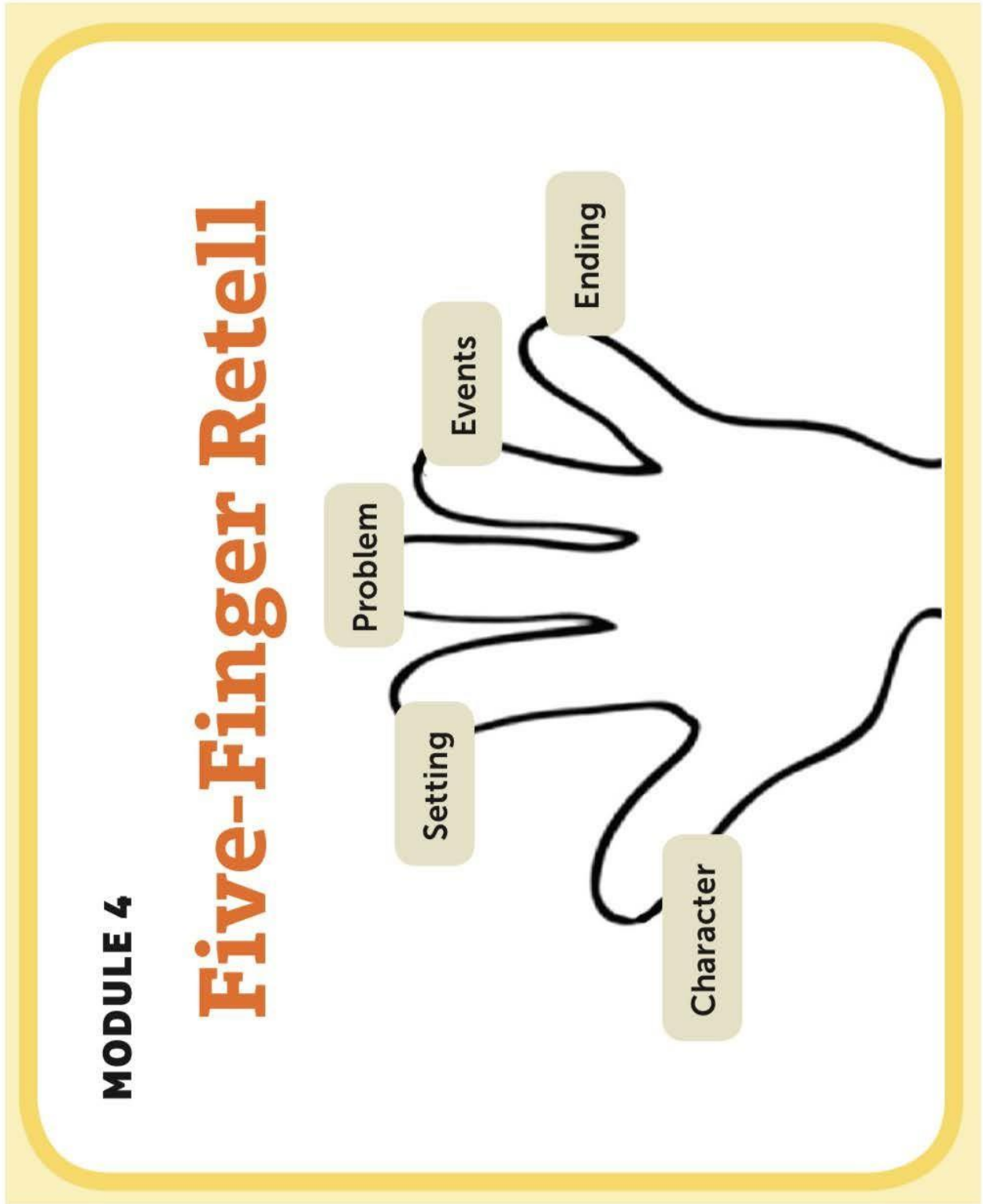
Characters



Setting

Beginning	Middle	End

Directions: Use your fingers to help retell a story.



Reading Assignment 3: Online Digital Resources (Optional)

Directions: The following links can be used to provide additional instructional experiences if digital access is available.

<https://chesapeake.benchmarkuniverse.com/>

<https://blog.reallygoodstuff.com/11-free-reading-websites-for-kids/>

<https://www.uniteforliteracy.com/>

FREE WEBSITES:

Some companies are offering free services for teachers because of the coronavirus outbreak.

- **Fluency Fitness** This a great website to get kids moving and work on literacy. Free for parents during the closures.
- **PBS Learning Media** This offers elementary resources and lessons. Inspire your students with videos, games, and activities aligned to state and national standards.
- **PebbleGo** is offering free access to schools. A great site for helping with reading comprehension and fluency.
- **TVOkids.com** This website is loaded with learning games and videos on all subjects.
- **Seussville.com** This website has a lot of books, videos, and games to play.
- **Storylineonline.com** This website is loaded with stories read by the authors and celebrities.
- **ABCYa** is a great site that has a ton of different literacy and math games for the students to play.
- **SightWords.com** is a great website where you can make games, flashcards, and more!

FREE APPS:

Here are some possible apps to use on your phone.

- **Khan Academy Kids** is available on App Store, Google Play, and Amazon Appstore for free.
- **SeeSaw** is available on App Store, Google Play, and Amazon Appstore for free. Choose from thousands of engaging activities to use seamlessly within Seesaw. Search by grade level, subject, and keyword to find activities made by teachers.
- **SplashLearn** offers many games to play. After it is downloaded it can be played offline with no need for the internet.
- **MooseMath** app teaches counting, addition, subtraction, sorting and more. It's free and available on AppStore Google Play and Amazon Appstore.
- **Math Slide** is great to practice tens and ones and understanding numbers up to 100. It's free and available on AppStore Google Play and Amazon Appstore.
- **Word Wagon** is a great way to practice building sight words. It's free and available on AppStore, Google Play, and Amazon Appstore.
- **Duck Duck Moose Reading** has 9 different word and letter activities. It's free and available on AppStore, Google Play, and Amazon Appstore.

For additional digital resources specific to your child's school, please consult the school's webpage.

For additional digital resources specific to your child's school, please consult the school's webpage.