



Emissions Reporting and Inventory Center ERIC

USER TRAINING Reporting Year 2010



Housekeeping

- Restrooms
- Parking validation



Air Permits Staff

Name	Number	Email
Tegan Treadaway, Administrator	225-219-3404	Tegan.Treadaway@la.gov
Lance Green, Manager	225-219-3389	Lance.Green@la.gov
Vivian Aucoin, Supervisor	225-219-3419	Vivian.Aucoin@la.gov
John Babin, Staff Scientist	225-219-1801	John.Babin@la.gov
Jackie Heber, Staff Scientist	225-219-3506	Jackie.Heber@la.gov
Michelle Correa-Morgan, Environmental Scientist III	225-219-1669	Michelle.Morgan@la.gov



Presentation Overview

- Part 1: Basics of Emission Inventory
- Part 2: Emission Inventory Timelines
- Part 3: Introducing ERIC
- Part 4: Reporting Year 2010 Emissions in ERIC
- Part 5: Helpful Hints
- Part 6: Frequently Asked Questions
- Part 7: Accessing ERIC



AQ300

- AQ300 revises LAC 33:III.918 & 919
- Proposed on November 19, 2010
- Comment period ended January 5, 2011
- We are currently reviewing the comments
- If/When AQ300 is finalized and promulgated, we will provide some training to go over the changes, if any.



Part 1

Basics of Emissions Inventory (EI)

LOUISIANA DEPARTMENT OF **ENVIRONMENTAL QUALITY**
: A CLEAN STATE OF MIND FOR ALL YOUR ENVIRONMENTS



Why an EI?

- **Clean Air Act (CAA)** – Section 183(a)(3) requires an EI for areas of ozone nonattainment every 3 years
- **LAC 33:III.919** – requires point sources submit a criteria pollutant EI annually
 - Covers entire state
- **LAC 33:III.5107** – requires point sources submit a toxic air pollutant EI annually
 - Covers entire state



Why an EI?

- **40 CFR Part 51 Subpart A** – Air Emissions Reporting Requirements (AERR) – requires annual EI for point sources of criteria pollutants and EI for nonpoint and mobile sources every 3 years for entire state
 - Data is submitted by LA to EPA
 - State data is incorporated by EPA into the National Emissions Inventory (NEI)



Use of the EI

- Planning –
 - monitoring data is used to determine compliance with NAAQS
 - EI data is the basis for developing rules/regulations to maintain compliance & to aid in reaching compliance
- Attainment demonstrations for ozone nonattainment areas - modeling
- Preparation of State Implementation Plans (SIP)
- Tracking of Reasonable Further Progress (RFP)



Use of the EI

- NAAQS compliance modeling for permits – dispersion modeling
- Preparation of base year inventories for nonattainment areas
- Development of control strategies
- Compliance & surveillance – WITH CAUTION!!



Part 2

Emission Inventory

Timelines

LOUISIANA DEPARTMENT OF ENVIRONMENTAL QUALITY
A CLEAN STATE OF MIND FOR ALL YOUR ENVIRONMENTS



Emission Inventory Timeline

- 2008 Point Source NEI Submittal – submitted October 28, 2010 (due November 1, 2010)
- 2008 Nonpoint Source NEI Submittal – submitted May 26, 2010 (due June 2, 2010)
- 2008 Mobile Source NEI Submittal – submitted August 20, 2010 (due November 1, 2010)
- 2009 Point Source NEI Submittal – submitted December 15, 2010 (due December 31, 2010)



Emission Inventory Timeline

- 2010 Point Source NEI Submittal due December 31, 2011
- To get there:

Inventories submitted in ERIC and certification statements sent to LDEQ	April 30, 2011
Receive Certification Statements & enter dates in ERIC (marks inventories as certified in ERIC)	January -May
Migrate Data to TEMPO	June
Invoice data	July/August
Prepare data for NEI submittal	July-December
Receive and certify revisions	August-December
Submit data to NEI	December 31, 2011



Data Submittal Tidbits

- Keep in mind that there are only **2** staff members who handle the work
- They answer your questions and help with your revisions
- Analyze the data to make sure we are submitting good data to EPA
- They also help permits, engineering, enforcement, surveillance, planning, the public, and other state/federal agencies



Part 3

Introducing ERIC - Data Elements and Hierarchy



What is ERIC?

- Enhanced, integrated, replaced EIS and TEDI
- Provides online interactive access
- Provides flexible and enhanced user options
 - Drop down menus
 - Reduces redundant reporting
 - Intuitive report format
 - Multiple input options
 - Real time validation checks
- Online reports will be available



Account Home

- Page displays current list of inventories
- Inventory Status
 - “**Editing**” status means the inventory is in progress and is only on the ERIC site (not submitted to the department)
 - “**Submitted**” means the inventory can only be viewed or brought forward for creating a revised inventory
 - “**Revised**” status means a more recent revision has been submitted for a particular inventory (only the most current version can be revised)
 - “**Certified**” means the department has received the signed certification statement and updated ERIC to reflect the certified date
 - Certified date is the postmark or ship date of the certification statement
 - Only one “Editing” inventory active at any given time



Data Entry Options

- Online data entry – can enter data directly into web-based application
- Data upload – accepts formatted data submittals using Microsoft Excel via downloadable template
- Online QA checks performed prior to certification, helps reduce revisions and updates



Data Elements Terminology

- Facility – Location at which business is conducted – Agency Interest. ERIC reporting is by the AI!
- Contacts – EI Contact and EI Billing Party are required.
- Source – Equipment or unit that generates emissions. This is the operating equipment, not the control equipment or the stack/vent;
 - *Note that piping components, valves, flanges, PRVs, etc. should not be included as individual sources in the inventory.*



Data Elements Terminology

- Process – Description of the operational mode and material throughput of a source generating emissions;
 - *Includes an SCC and material throughput*
 - *An emission factor, if used, is related to a Process*
 - *Insignificant Activities, GC XVII, & Fugitive sources do not require a Process*
- Emission Factor – Report only if Estimation Method using “Emission Factor” is selected on the Emissions Record
 - *Emissions = Activity * EF*



Data Elements Terminology

- Control System – Equipment through which emissions are routed for control
 - *e.g., flare, scrubber, thermal oxidizer*
 - *Report a control system if you used an associated control efficiency in your emissions calculation*
- Control Efficiencies – Required for each control system reported



Data Elements Terminology

- Release Point – Physical location of release of pollutants to atmosphere
 - *UTM coordinates*
 - *Stack or area source dimensions*
- Portable Source Locations – Only used to indicate alternate locations at which a portable facility operated and permitted under LAC 33:III.513.
 - *Typically have permit numbers beginning with 7777*
 - *Not such items as rental generators that are brought onsite and moved around to different locations in the plant*
 - *e.g., portable concrete batch plant that can be moved around the state*



Data Elements Terminology

- Emissions Record – An emissions record includes
 - *the emissions path*
 - *the pollutant*
 - *the emissions type*
 - *tons or pounds emitted*
- Emissions Path – Combination of a source, a process, and a release point; may also include a control system.
- Emissions Type – i.e., routine, startup/shutdown, variance, etc.



Data Elements Terminology

- Emission Estimation Methodology –
 - Method to calculate emissions for each pollutant emitted by a particular process
 - *CEMS, emission factor, stack test data, engineering judgment*



Data Elements

Primary Identifiers

- Facility-generated IDs
- Up to 6 alpha-numeric characters
- For Source, Process, Control System, and Release Point, and Portable Source Location
- Must be unique across time for the entire inventory for each ID type
- Must remain the same for an item over time



Data Hierarchy

Inventory Information – Exactly one record

- Identifies the reporting period and type of report

Facility Information – Exactly one record

- Includes identifying information for the facility

Contact Information – At least two records

- EI Facility Contact and
- EI Billing Party
- EI Consultant, *optional*



Data Hierarchy

Source Information – 1 or more records

- One for each source at the facility

Process Information – 1 or more records per source

- One for each mode that the source operated in during the reporting period.

Emission Factor Information – 0 or more records for each Process

- One for each pollutant for which an emission factor is used to estimate emissions.



Data Hierarchy

Control System Information – 0 or more records

- Not tied to a specific source
- Associated with a source on the emissions record
- May be included in one or more emissions paths

Control Efficiency – 1 or more records for each Control System record

- Specified for each pollutant controlled



Data Hierarchy

Release Point Information – 1 or more records

- Not tied to a specific source
- Associated with a source on the emissions record

Portable Source Location – 0 or more records for each release point record.

- Only used to indicate alternate locations at which a portable facility operated
- Permitted under LAC 33:III.513
- Not to be used for portable sources at a major source such as diesel generators



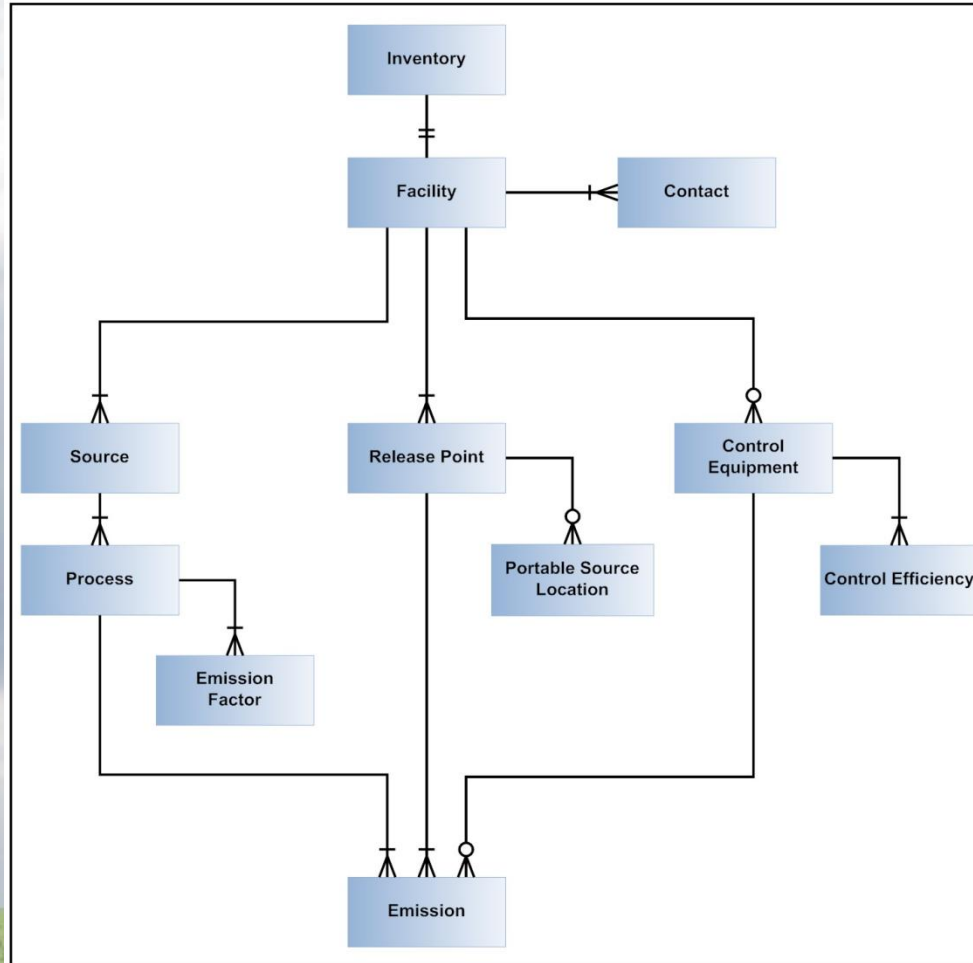
Data Hierarchy

Emissions Records – One of each:

- Emissions path,
 - source, process, control equipment, and release point
- Pollutant,
- Emissions type, and
- Tons or pounds emitted



Data Hierarchy





Minimum Decimal Places And Reporting Thresholds

- Criteria and HRVOC pollutants reported in tons
 - Two decimal places minimum, recommended
 - Not required to report emissions < 0.005 tons (potential & actual) for an emissions path, unless VOC TAPs are < 0.005 tons
- Toxics reported in pounds
 - Two decimal places minimum, recommended
 - 3 decimal places if MER < 50 lbs/yr (potential & actual), and
 - 6 decimal places for dioxins and furans
 - Not required to report emissions < 0.005 pounds (potential & actual) for an emissions path



Grouping Similar Sources

- May group similar sources/process if, in aggregate, emissions are
 - < 5 tons (potential & actual) Criteria Pollutants
 - < MER (potential & actual) for Toxic Air Pollutants
- Create an emissions path for the group
 - Source, process, release point



Insignificant Activities

- May aggregate IA
 - By Permit (not facility-wide)
 - Do not combine with GC XVII or Fugitives
- Report as source type of Insignificant Activities
- Report as release point type of Area with dimensions of area where activity occurs
- Does not require a process record
- Report Insignificant Activity Lists A and D
- Do not report Insignificant Activity Lists B or C



GC XVII Emissions

- May aggregate GC XVII
 - By Permit (not facility-wide)
 - Do not combine with IA or Fugitives
- Report as source type of GC XVII Emissions
- Report as release point type of Area with dimensions of area where activity occurs
- Does not require a process record



Fugitives

- May aggregate Fugitives
 - By Permit (not facility-wide)
 - Do not combine with IA or GC XVII
- Report as source type of Fugitive Emissions
- Report as release point type of Fugitive with dimensions of area where activity occurs
- Does not require a process record



Validation

- QA Checks
 - Basic checks done on each screen (data type, range of values)
 - Required fields NOT checked until you submit, but data validation is checked upon data entry
 - You can run validation checks at any time
 - Printable list of items to address



Asking for Help

- LDEQ staff are assigned parishes.
- Call or send an email to the staff person that is assigned the parish where your facility is located.
 - A list of parishes and assigned staff is listed on the left sidebar on the ERIC homepage.
- Please do not call other LDEQ staff asking for help, even if they have helped in the past.
 - Call those on the list only, please
 - LDEQ staff that are not on the list may not be kept up to date with the most recent changes to EI and/or ERIC



Asking for Help

- **ALWAYS, ALWAYS**
have your AI # ready
–ALWAYS!
- **Put the AI # in every**
email, EVERY TIME!



Asking for Help

- Send us an email first
 - Calling your staff contact is always good, however, we will more than likely ask you to email us
- When emailing your staff contact:
 - **Send the AI #**
 - **Send a screen shot of the error(s) you need help with**
 - **If having problems with the spreadsheet or uploading a spreadsheet, send the spreadsheet**



Part 4

Reporting Year 2010

Emissions in ERIC



Deadlines

- The deadline for reporting has been extended for all facilities to April 30, 2011
- Reporting Year 2010 data for criteria and toxic emission inventories, as well as the discharge report, will be due by April 30, 2011
- April 30 is a Saturday, therefore Certification Statements and discharge reports will not be considered late if postmarked or delivered by Monday, May 2, 2011.
- Requests for extensions to the deadline must be submitted to Air Permits as a variance
 - Contact your permit writer for assistance



Changes for RY2010

- LDEQ submitted 2008 and 2009 data to EPA using their new systems – Emissions Inventory System (EIS)
 - Majority of changes were prompted by these submittals and the validations EIS has placed on our data
 - Instead of us massaging your data to fit in EIS, we are having you modify your own data to fit
- Lessons learned during previous reporting years



ERIC Enhancements

- Version 7 of the spreadsheet – dated 1/9/2011 – Start using it
- ERIC now accepts Microsoft Excel 2007
- Emission Type “Routine & Startup/Shutdown” is no longer available
 - Must separate routine emissions from startup/shutdown emissions
- Estimation Method “Direct Measurement” is no longer available
 - Emissions should be calculated according to LAC 33:III.919.C and then the appropriate estimation method should be selected



ERIC Enhancements

- If a source has a Subject Item (SI) in a permit in TEMPO, the permit number from the latest permit effective during the reporting year will be pulled into the source information when the inventory is started
 - If the source does not have an SI in a permit at all during the reporting year, then enter the permit number that the emissions are permitted in, i.e. General Condition XVII emissions
- The list of valid permit numbers embedded in the help text on the source now show valid air permits with the SI and other valid air permits for the AI



ERIC Enhancements

Permit Number Listing - Windows Internet Explorer

http://cms/portal/Desl

File Edit View Favorites Tools Help

Permit Number Listing

Air Permits that contain EQT0000000001

Permit Number	Permit Title	Effective Start Date	Effective End Date
No permits found			

All Air Permits for this AI

Permit Number	Permit Title	Effective Start Date	Effective End Date
3676-00125-V6	Permit	1/9/2004	3/8/2011
29-01-V-0	29-01-V-0 Permit	9/1/2005	2/27/2011
2650-V2	Title V for Amines Unit	2/2/2005	2/27/2011
12345-6789	Entire Facility	7/15/2002	7/15/2012
1234-56789-00	Permit Whatever I Want	4/15/2005	4/15/2015
1234-12456-V1	1234-12456-V1 Permit	1/1/2006	12/31/2010
0500-12345-00	Entire Facility Test	1/1/2006	12/31/2010

Done Local intranet 100%



ERIC Enhancements

- If an item on the Additional Items tab has been given one of the statuses listed below in the previous inventory, the item no longer show up on the Additional Items tab.
 - Duplicate
 - Not Required to Report
 - Permanently Shutdown
 - Permitted and Never to be Built
 - Reported Under Another Source



ERIC Enhancements

- “Status” and “Permanent Shutdown Date” fields have been added to Control Systems, Processes, and Release Points
 - Not Required
 - Options:
 - Active
 - Idle
 - Permanently Shutdown – required Permanent Shutdown Date



ERIC Enhancements

- “Idle” Control Systems, Processes, & Release Points
 - Will not have to pass all validations to submit
 - If data is provided, then the data will have to pass the validations
 - Can not have Emission records
- “Permanently Shutdown” Control Systems, Processes, & Release Points
 - Will not have to pass all validations to submit
 - If data is provided, then the data will have to pass the validations
 - Can not have Emission records
 - Require “Permanent Shutdown Date”
 - Will not be brought into subsequent inventories in future

Reporting Years

RY2010 Changes



ERIC Enhancements

- Sources with a status of “Idle” or “Permanently Shutdown” cannot have Emissions records or Processes defined.
- The spreadsheet is formatted for percentages:
 - Enter .20 (without a leading 0) – Excel will show 20%
 - Enter .01 (without a leading 0) – Excel will show 1%
 - Enter 0.01 (with a leading 0) – Excel will show 0.01%



Additional Validations

- While working in ERIC, have the document “RY2010 New ERIC Validations” handy
- Download and use the latest version of the spreadsheet
 - currently Version 7, dated 1/9/2011
 - Older versions do not have many of the latest validations and will allow users to enter data that does not fit the current data standard and then will return errors upon uploading.



Additional Validations

- Many field sizes have changed to meet EIS (EPA's NEI system) data standards and validations
- Many data elements have value ranges applied now
 - When range does not allow “0” and reporting “0” was the method of showing this item is no longer operating, either temporarily or permanently, users are now required to either remove the item all together or change the status to “Idle” or “Permanently Shutdown”
 - If reporting a value of “0” was the method of showing that there isn't data for the field, then leave the field blank.



Additional Validations

- If PM2.5 is present in the inventory on an emissions path on the emissions tab, then PM10 must also be present for the same path.
 - Keep in mind that PM2.5 is required to be reported when emitted, so please do not remove PM2.5 emissions in order to pass validation. Instead, please include PM10 emissions.
- If PM2.5 is present on the control efficiencies tab for a control system, then PM10 must also be present for the same control system.



Additional Validations

- When both primary and secondary efficiencies are reported, the total efficiency reported will be compared to the calculated total efficiency and when not equal, users will get a warning. The formula used to calculate Total Efficiency is:

$TE = [100 - ((100 - PE)(100 - SE)) / 100]$, where TE = Total Efficiency, PE = Primary Efficiency, & SE = Secondary Efficiency



Additional Validations

- The sum of VOC TAPs must be \leq the sum of all Total VOC emissions. VOC TAPs should also be included in the Total VOC. We do not sum reported VOC emissions with VOC TAPs to determine Total VOC. Users should report Total VOC emissions, including VOC TAPs.
- In addition, individual VOC TAPs should be \leq Total VOC on the emissions path.
- If the Total VOC is less than 0.005 tons and is not being reported per the guidance, and you receive this error, you will need to report the Total VOC emissions. In order for the invoicing to be accurate, the VOC TAPs can not be greater than the Total VOCs.



Additional Validations

- Release point coordinates are checked to verify they are within 8000 meters (approximately 5 miles) of the coordinates reported on the Facility Information tab.
 - If they are outside 8000 meters, users will get an ERROR.
 - If they are legitimately outside 8000 meters, users must provide verification of such and request that the limit be increased. Once the request is received and the distance is verified, LDEQ will adjust the limit for that facility.



Additional Validations

- If flow rate, velocity, & diameter are reported, ERIC will calculate the flow rate measure using the formula below.

$$\text{Flow Rate} = \{\text{Pi}\} * ((\text{Diameter}/2)^2) * \text{Velocity}$$

- If the calculated value and the reported value differ by more than 5%, then flow rate is invalid and where the release point type is a stack or vent, users will receive an ERROR.
- If the release point type is an area or fugitive, users will receive a WARNING.



Additional Validations

Flow Rate, continued:

- When receiving this error, the velocity and flow rate should be accurate. Users should concentrate on getting all values accurate, but when velocity and flow rate are accurate, then adjust diameter.
- If the release point is not circular, then back calculate the diameter as if circular and report that value.



Affecting Change to ERIC

What would you like to see us change in or about ERIC?

- Workgroup is being formed to discuss ERIC Implementation and Enhancements. If you would like to participate, please send Jackie Heber an email at jackie.heber@la.gov
- Suggestions or comments on how to improve ERIC should be emailed to Jackie Heber at jackie.heber@la.gov
- If a value is missing from a dropdown list or a reference sheet, please email Jackie and request that it be added.
- Until it is added, you can select “Other”, “Not Applicable”, “Unknown”, if available, or the next best option.

Helpful Hints



Part 5

Helpful Hints

LOUISIANA DEPARTMENT OF ENVIRONMENTAL QUALITY
A CLEAN STATE OF MIND FOR ALL YOUR ENVIRONMENTS



Helpful Hints

- Guidance documents are updated frequently and posted on the ERIC home page
 - <http://www.deq.louisiana.gov/portal/tabid/109/Default.aspx>



Assistance with ERIC

- Check ERIC home page frequently for updated guidance materials.
- Check the help text in the web application
- Call or send an email to the staff person that is designated for the parish where your facility is located.
 - A list of parishes and assigned staff is listed on the left sidebar on the ERIC homepage.
- When emailing the staff about an error, include:
 - a screen shot of the error you are seeing
 - AI #
 - Description of what you were doing



Access to ERIC

- If your AI # is not available in ERIC, send us an email with the AI #, owner company, owner address, and permit number, and ask that an ERIC account be created for the AI #.
- Preregistration codes are given to the account's company representative(s) only.
 - Code gives administrator access to an ERIC account, therefore:
 - LDEQ does not give preregistration codes to consultants
 - LDEQ does not recommend giving the preregistration code to consultants or users outside the company.



Permits & ERIC

- EI is not intended to “duplicate” the permit.
 - Inventory data in ERIC is designed in such a way as to give LDEQ the best possible data, in the best possible way, for use of the inventory data
 - Not necessary to represent information from your permit exactly as it is in the permit.
 - Where possible, we have provided data elements intended to help crosswalk the inventory data to the permit.
- When preparing an EI, how your facility is permitted should be given little consideration.



Permits & ERIC

- CAPs are a function of permits and should not be represented in the inventory as a CAP.
 - All the equipment in the CAP should be reported individually as sources, processes, release points, and/or control systems.
 - Do not represent CAPs as area sources or release points.
- Rule of thumb – how you calculate your data is how you should represent it in the inventory.

Helpful Hints



Data Quality

- Provide informative descriptions in any of the description fields.
 - Descriptions created from the migration of the 2005 data are not descriptive or useful.
 - Change any description that says "NEDS point ##" or "TEDI Emissions for SIC #####" as these are not very helpful.
- It is preferred that facilities determine and report the horizontal accuracy measure when possible, however, if it is not possible, an estimate is acceptable or they can report 1 for the horizontal accuracy measure.



Data Quality

- Sources with the following statuses in TEMPO will be brought forward into the new inventory but the status must be changed to a valid status in ERIC before passing validation and being able to submit.
 - Exempt
 - Inactive

Helpful Hints

LOUISIANA DEPARTMENT OF ENVIRONMENTAL QUALITY
A CLEAN STATE OF MIND FOR ALL YOUR ENVIRONMENTS



Data Quality

- The data should be in a state that you are willing to certify.
 - If you do not recognize something in your inventory, please modify the item or your inventory so that you can certify your data.
 - Certification statement can hold you criminally liable for information in the inventory.
 - If you are dissatisfied with what you see in your new inventory after starting it, download the prior year inventory and upload it to the current year's inventory.
 - You may encounter errors during validation doing this; however, it is an option for quickly updating your inventory with last year's certified data.

Helpful Hints



Certification Statement

- Do not use previous versions of the certification statement.
 - We will only accept the ERIC generated certification statement
- Must be signed by a Responsible Official per LAC 33:III.502
 - LDEQ can not accept copies, faxed, or stamped signatures
- Postmark or ship date determines compliance with the reporting deadline.

Helpful Hints

LOUISIANA DEPARTMENT OF ENVIRONMENTAL QUALITY
A CLEAN STATE OF MIND FOR ALL YOUR ENVIRONMENTS



Certification Statement

- The certification statement will be available for downloading on the Summary page of an inventory submitted in ERIC.
- If any information is incorrect on the certification statement, you must revise the inventory in ERIC and correct the information.
- Do not mark up the certification statement with the correct information before sending to LDEQ.



Am I required to Report?

- Applicability of LAC 33:III.919 (criteria) or LAC 33:III.5107 (toxics) is determined by the facility
- If requirement to report per 919 or 5107 is in your permit, you should report
 - If requirement in permit is in error, continue to report until permit is modified
 - Otherwise, you risk being out of compliance with your permit
- Ch. 51 applies to major sources only
 - Once in, always in no longer
 - However, if you are a minor source of toxics and Ch. 51 does not apply but requirement is in permit, continue to report or risk enforcement action for non-compliance with permit

Helpful Hints

LOUISIANA DEPARTMENT OF ENVIRONMENTAL QUALITY
A CLEAN STATE OF MIND FOR ALL YOUR ENVIRONMENTS



Internet Explorer 8 & ERIC

- Users with Internet Explorer 8 may experience problems while working in ERIC.
 - For example, the “Download Inventory” link may not work.
- Set IE8 to “Compatibility View”
 - Instructions on ERIC website
 - <http://www.deq.louisiana.gov/portal/tabid/109/Default.aspx>
- Right mouse click on the “Download Inventory” and select one of the following:
 - Open
 - Open in New Tab
 - Open in New Window
 - Save Target As



Additional Items Tab

- You are not required to do anything with this information.
- We have provided this information to assist you in evaluating your Emission Inventory data.
- The items on the Additional Items tab are not part of what you certify.
- However, if you chose to not do anything with the items on the Additional Items tab, they may continue to show up in every inventory on the Additional Items tab.



Additional Items Tab

- To alter the number of items that appear on this tab you can either
 - 1) include them where necessary (as a source, release point, control device, process) or
 - 2) provide the disposition (status).
- Be aware that you may see the same subject item appear more than once on the Additional Items Tab.
 - This occurs when the subject item in TEMPO meets the requirements to be considered more than one item above (source, release point, control system). If you address the additional item as a source, release point, or control system, the subject item will still be listed as the other item.



Additional Items Tab

ERIC - Additional TEMPO Items

[Back](#)

2008 Inventory (1/1/2008 - 12/31/2008) Revision 0.

[Download Inventory](#) [Upload Inventory](#)

Facility	Contacts	Sources	Processes	Emission Factors	Control Systems	Control Efficiencies	Release Points	Portable Locations	Emissions	Add'l Items
<input type="button" value="Check Inventory"/> <input type="button" value="Export"/>										Page Size: <input type="text" value="20"/> <input type="button" value="Refresh"/>
Item Type	Subject Item ID	EIQ#/Designation	TEMPO ID (Agency use)	Subject Item Type	Subject Item Description			Disposition		
Release Point	GRP00000000003		STCK-60	Permitted Total				Duplicate	<input type="button" value="Edit"/>	
Release Point	FUG00000000001		STCK-59	Equipment leaks				Duplicate	<input type="button" value="Edit"/>	
Release Point	EQT00000000013		STCK-57	Loading apparatus					<input type="button" value="Edit"/>	
Release Point	EQT00000000011		STCK-55	Above ground storage vessel					<input type="button" value="Edit"/>	
Release Point	EQT00000000010		STCK-32	Miscellaneous					<input type="button" value="Edit"/>	
Release Point	EQT00000000009		STCK-31	Internal combustion engine					<input type="button" value="Edit"/>	
Release Point	EQT00000000008		STCK-30	Internal combustion engine					<input type="button" value="Edit"/>	
Release Point	EQT00000000007		STCK-29	Internal combustion engine					<input type="button" value="Edit"/>	
Release Point	EQT00000000006		STCK-28	Internal combustion engine					<input type="button" value="Edit"/>	
Release Point	EQT00000000005		STCK-22	Internal combustion engine					<input type="button" value="Edit"/>	
Release Point	EQT00000000004		STCK-21	Internal combustion engine					<input type="button" value="Edit"/>	
Release Point	EQT00000000003		STCK-20	Internal combustion engine					<input type="button" value="Edit"/>	
Release Point	EQT00000000001		STCK-19	Internal combustion engine					<input type="button" value="Edit"/>	
Release Point	EQT00000000002		STCK-19	Internal combustion engine					<input type="button" value="Edit"/>	
Release Point	EQT00000000014		STCK-58	Above ground storage vessel				Assigned	<input type="button" value="Edit"/>	
Source	GRP00000000003	Facility		Permitted Total					<input type="button" value="Edit"/>	
Source	EQT00000000014	T-2		Above ground storage vessel	300 bbl Engine Oil Storage Tank				<input type="button" value="Edit"/>	

[HOME](#)



Part 6

Frequently Asked Questions

LOUISIANA DEPARTMENT OF **ENVIRONMENTAL QUALITY**
: A CLEAN STATE OF MIND FOR ALL YOUR ENVIRONMENTS



Frequently Asked Questions

- All of my IDs are returning invalid ID errors.
 - Address first group of “like” errors and ignore the rest.
 - Rerun the validation or attempt to upload the spreadsheet.
 - Continue addressing the first group of “like” errors until all are gone.
- The facility’s permit was modified mid-year to either subject the facility to emission inventory reporting or to remove the requirement to report. Are the emissions reported just for the time the facility was subject to reporting?
 - No. Emissions in the inventory are annualized and if the facility was subject to reporting at any time during the reporting year, then the emissions should be for 1/1 to 12/31.
 - Exceptions:
 - change of ownerships
 - Initial permit issued and ownership begins mid-year

Emissions Reporting & Inventory Center - Windows Internet Explorer

http://cms/portal/ONLINESERVICES/ERIC/tabid/2703/ctl/EIUpload/mid/2333/Default.aspx?accountId=2247

File Edit View Favorites Tools Help

Favorites CMS ERIC Test ERIC Public ERIC EIS Exchange Network Web Client User Lookup LEO EDMS Phone Listing DEQ's Intranet US EPA-EI Page Get More Add-ons

Emissions Reporting & Inventory Center

There were 41 errors in your file:
You should address the errors in the order shown since fixing an error at the top of the list can often fix numerous subsequent errors.

- Release Points row 3: Calculated flow rate (0.0) and entered flow rate (0.1) differ by more than 5%.
- Release Points row 6: Calculated flow rate (0.0) and entered flow rate (0.1) differ by more than 5%.
- Release Points row 7: Calculated flow rate (0.0) and entered flow rate (0.1) differ by more than 5%.
- Release Points row 8: Calculated flow rate (0.0) and entered flow rate (0.1) differ by more than 5%.
- Release Points row 9: Calculated flow rate (0.0) and entered flow rate (0.1) differ by more than 5%.
- Emissions row 2: Invalid Release Point ID - 'R1-90'.
- Emissions row 3: Invalid Release Point ID - 'R1-90'.
- Emissions row 4: Invalid Release Point ID - 'R1-90'.
- Emissions row 5: Invalid Release Point ID - 'R1-90'.
- Emissions row 6: Invalid Release Point ID - 'R10-90'.
- Emissions row 7: Invalid Release Point ID - 'R10-90'.
- Emissions row 8: Invalid Release Point ID - 'R10-90'.
- Emissions row 9: Invalid Release Point ID - 'R12-90'.
- Emissions row 10: Invalid Release Point ID - 'R12-90'.
- Emissions row 11: Invalid Release Point ID - 'R12-90'.
- Emissions row 12: Invalid Release Point ID - 'R2-07'.
- Emissions row 13: Invalid Release Point ID - 'R2-07'.
- Emissions row 14: Invalid Release Point ID - 'R2-90'.
- Emissions row 15: Invalid Release Point ID - 'R2-90'.
- Emissions row 16: Invalid Release Point ID - 'R2-90'.
- Emissions row 17: Invalid Release Point ID - 'R2-90'.
- Emissions row 18: Invalid Release Point ID - 'R4-90'.
- Emissions row 19: Invalid Release Point ID - 'R4-90'.
- Emissions row 20: Invalid Release Point ID - 'R4-90'.
- Emissions row 21: Invalid Release Point ID - 'R4-90'.
- Emissions row 22: Invalid Release Point ID - 'R4-90'.
- Emissions row 23: Invalid Release Point ID - 'R4-90'.
- Emissions row 24: Invalid Release Point ID - 'R5B-90'.
- Emissions row 25: Invalid Release Point ID - 'R5B-90'.
- Emissions row 26: Invalid Release Point ID - 'R6-90'.
- Emissions row 27: Invalid Release Point ID - 'R6-90'.
- Emissions row 28: Invalid Release Point ID - 'R6-90'.
- Emissions row 29: Invalid Release Point ID - 'R8-90'.
- Emissions row 30: Invalid Release Point ID - 'R8-90'.
- Emissions row 31: Invalid Release Point ID - 'R8-90'.
- Emissions row 32: Invalid Release Point ID - 'R8-90'.
- Emissions row 33: Invalid Release Point ID - 'R8-90'.
- Emissions row 34: Invalid Release Point ID - 'RIA'.
- Emissions row 35: Invalid Release Point ID - 'RSRRTK'.
- Emissions row 36: Invalid Release Point ID - 'RSRRTK'.
- Emissions row 37: Invalid Release Point ID - 'RSRRTK'.

Local intranet 100%



Frequently Asked Questions

- If I report emissions for a toxic pollutant that is also a VOC, do I need to include those emissions in my Total VOC for criteria pollutant inventory?
 - Yes. ERIC does not automatically include VOC TAPs in the Total VOC. It must be done manually, but VOC TAPs in a toxic or criteria and toxic inventory will be subtracted from Total VOC for invoicing purposes.
 - A new validation has been added that checks to see if VOC TAPs are greater than Total VOC on the emissions path as well as facility wide. If VOC TAPs are greater than Total VOC, users will get an error.
 - You must include your VOC TAPs in your Total VOC.



Frequently Asked Questions

- The information I see in my new inventory is not familiar to me. Where did it come from and what is it?
 - If you do not recognize information in your inventory when you start a new inventory, change the data in ERIC to what you are willing to certify.
- Are we supposed to create a separate Source ID for those emissions sources of toxics, or include criteria and toxics under the same Source ID?
 - Report both the criteria and toxics data under the same source ID.



Frequently Asked Questions

- I've requested access to a facility, but still can not get into the ERIC account.
 - Access requests are processed by the account administrator.
 - The account administrator does not receive notification.
 - Contact the account administrator and have them grant/deny and then edit your access to the level they wish.
- How do I find out who the account administrator is?
 - Email or call your staff contact and ask who the administrator is for an AI and owner.



Frequently Asked Questions

- What does this error mean?

Error inserting process information: Exception of type DEQ.EmissionsInventory.DAO.DAOException' was thrown.; DAO Exception Type UniqueIndexViolation

- This is caused by a duplicate Process ID in the spreadsheet. The same applies to other categories of information where the ID value used by the Facility must be unique across the inventory.
- When is ozone season?
 - Ozone season is defined as May 1 through September 30.



Frequently Asked Questions

- How do I generate a Subject Item ID#?
 - The subject item ID is assigned through TEMPO. It can be found in the permit, if generated through TEMPO, or on the list of valid Subject Items in the help text in ERIC.
 - The subject item ID field is required. If you do not know it or do not have one assigned, you may enter “Not Listed”.
- If a facility is subject to LAC 33:III.919 reporting but is NOT subject to toxic reporting, do we need to include TAP emissions in ERIC?
 - No, you do not need to report individual TAP emissions in ERIC if the facility is not required to report to per Ch. 51. However, VOCs that are also TAPS should be included in Total VOCs.



Frequently Asked Questions

- How are change in ownerships handled?
 - Each owner will have their own account in ERIC for the AI
 - Access to these accounts is the same as any other account
 - Each account's inventory start and end dates should correspond to the dates of ownership in TEMPO
 - i.e., if Jackie sold her oil and gas plant to Michelle on March 1:
 - Jackie's inventory will be 1/1/2008 – 2/28/2008
 - Michelle's inventory will be 3/1/2008 – 12/31/2008
 - If the dates are not correct in TEMPO, they will be required to be corrected before submitting the inventory
 - Ownership dates in TEMPO are dependent upon the change of ownership forms submitted to the department in accordance with LAC 33:III.517.G
 - Emissions should be for the period of ownership during the reporting year
 - The new owner can not report for the entire year as it was done in the past
 - Each owner's inventory will be invoiced according to the emissions reported in the inventory.



Frequently Asked Questions

- Can Insignificant Activities and GCXVII be aggregated together?
 - No
- Please visit LDEQ's website for full document.
 - <http://www.deq.louisiana.gov/portal/tabid/109/Default.aspx>



Questions?

LOUISIANA DEPARTMENT OF ENVIRONMENTAL QUALITY
: A CLEAN STATE OF MIND FOR ALL YOUR ENVIRONMENTS



Part 7


Accessing ERIC

LOUISIANA DEPARTMENT OF ENVIRONMENTAL QUALITY
A CLEAN STATE OF MIND FOR ALL YOUR ENVIRONMENTS



Portal Accounts

- Before you are able to access the facility's data in ERIC, you must have an LDEQ Portal Account
 - Portal accounts are specific to each person
 - Portal accounts give access to restricted information on the LDEQ website and passage into ERIC
- Register for a Portal Account at the LDEQ ERIC homepage:
<http://www.deq.louisiana.gov/eric>
 - Upon completion of registration, you will receive a screen message and a confirmation email. The email will contain instructions on how to activate your account, along with your username and password.



- WHAT'S NEW:**
- ▶ **Asbestos and Lead**
 - ▶ **Construction Advisory Document**
 - ▶ **Environmental Crime Prosecutions**
 - ▶ **ERIC Online!**
 - ▶ **Events/Notices**
 - ▶ **Expedited Permits**
 - ▶ **Regional Offices**
 - ▶ **Rules & Regs.**
 - ▶ **Solid Waste Reports-**



Latest News

DEQ-CID obtains arrest warrants for four men for illegal disposal and criminal damage to property

DEQ Communications - 6 days ago

Yesterday, investigators within the Criminal Investigation Division of the Louisiana Department of Environmental Quality obtained arrest warrants for four Bastrop men for the illegal disposal of a substance and simple criminal damage to property. The warrants were signed by the Hon. Stephens Winters of the 4th Judicial District Court.

Forbes Report does not paint accurate picture

DEQ Communications - 7 days ago

Today, a Forbes magazine report listed Baton Rouge as one of the "top five toxic cities in America." The report doesn't actually say how Baton Rouge made the list. However, it does say it looked at the number of superfund sites, the quality of the drinking water, the Toxic Release Inventory, air quality and water quality when determining the list.





ERIC and DEQ's Emission Inventory Operations

Access ERIC

Go to Emissions Reporting & Inventory Center

ERIC Resources

Register for ERIC Training!!- 2/10/2011

ERIC Special Notices

February 14, 2011 - The problems that users were experiencing with ash and sulfur content values while using the spreadsheet have been addressed. Users will need to download and use the most current spreadsheet to stop receiving the ash/sulfur content errors. Please note that the spreadsheet cells in this area are formatted for percentages, so values are entered as a decimal (i.e., 20% is entered as .20). This is different than when entering values on the screen in the web application. Using the spreadsheet, Excel interprets the typed value and uses its own rules to format it as a percent. Typing .01 in the spreadsheet cell will result in

User Registration


***Note:** Membership to this portal is Verified. Once your account information has been submitted, you will receive an email containing your unique Verification Code. The Verification Code will be required the first time you attempt to sign in to the portal environment. All fields marked with a red arrow are required. - (*Note: - Registration may take several seconds. Once you click the Register button please wait until the system responds.*)

User Name: 

First Name: 

Last Name: 

Display Name: 

Email Address: 

Enter a password.

Password: 

Confirm Password: 

 [Register](#)  [Cancel](#)



ERIC Accounts

- ERIC Account
 - Access is granted to ERIC via a pre-registration code.
 - For new ERIC accounts, or if facility ownership has changed, this code is issued by LDEQ to the Emissions Inventory contact upon request.
 - Once the Facility's ERIC Administrator is identified, ALL future access is granted by this ERIC administrator, NOT by LDEQ.
 - Each owner has a separate account
- Pre-Registration Process
 - Log in to portal, enter AI, and pre-registration code. After activating your access, it is necessary for you to logout and then log back in for access permissions to be applied.



Accessing ERIC Accounts

- **New facilities that do not have an ERIC account**
 - Email request to LDEQ staff contact being sure to include:
 - **AI#, Owner Name, Owner Address, & Permit Number**
 - LDEQ will create account and pre-registration code
 - Pre-registration codes must be sent to a company employee – cannot be sent to a consultant
- **Request Access:** Others who need access must request it
 - ERIC Facility Account Administrator grants or rejects requests
 - **(NOT LDEQ)**
 - ERIC Account Administrators manage access to all accounts
 - Instructions for granting access and roles can be found on the User Administration page
 - Password Resets –can be found in the User Profile



Requesting Access from the Facility ERIC Administrator

- After obtaining the LDEQ portal account, request access to the facility from the link on the ERIC homepage
 - Select the option: *I am an employee of the facility owner or a designated consultant*
 - Enter the AI # and click “**submit**”
 - A prompt will ask to confirm the request; if the information is correct, click “**confirm**”
- Once the request has been made, contact your Facility Administrator to let them know of the request.



A clean state of mind, for all your environments.



ERIC and DEQ's Emission Inventory Operations

[Access ERIC](#)

Go to Emissions
Reporting & Inventory
Center

ERIC

Resources

Register for
ERIC Training!-

[ERIC Special Notices](#)

February 14, 2011 - The problems that users were experiencing with ash and sulfur content values while using the spreadsheet have been addressed. Users will need to download and use the most current spreadsheet to stop receiving the ash/sulfur content errors. Please note that the spreadsheet cells in this area are formatted for percentages, so values are entered as a decimal (i.e., 20% is entered as .20). This is different than when entering values on the screen in the web application. Using the spreadsheet, Excel interprets the typed value and

Emissions Reporting & Inventory Center

Emissions Reporting and Inventory Center

You have access via your current portal logon to more than one Emissions Inventory account.

Please select an account to work on:

[Choose one...]



- Request access to a Facility (EI submitters, responsible officials, or designated consultants only)
- ERIC Administration
- Public Reports
- Show Help Topics



You are here: ONLINE SERVICES » ERIC

Morgan, Michelle "Correa" | Logout

Emissions Inventory - Request Access

Use this form to request access to a facility for Emissions Inventory reporting purposes.

- I am an employee of the facility owner, or a designated consultant
- I have received a preregistration code in the mail

Emissions Inventory - Request Access

Use this form to request access to a facility for Emissions Inventory reporting purposes.

I am an employee of the facility owner, or a designated consultant

Please enter the Agency Interest number(s) you need access to:

You can request access to more than one AI at a time - just type in the values separated by commas.

The following information will accompany your request. By making this request, you agree to allow this information to be shared with the account manager(s) for the Agency Interest Number to which you are requesting access.

First Name: Michelle
Last Name: Morgan
Email: michelle.morgan@la.gov

I have received a preregistration code in the mail



Important Note

- **Only facility owners or confirmed employees will be given a pre-registration code.**
 - LDEQ recommends a facility employee act as Account Administrator.
 - Consultants are asked to create a portal account first, then request access to their assigned facilities.
 - The Administrator will then grant/deny access to the account and designate the consultant's role.
 - **If a consultant is the only administrator, the facility does not have control of their account!**
- **If the account administrator is no longer with the company and there is no other administrator, please contact your ERIC contact at LDEQ for further instructions.**



User Roles

- **Administrator** –
 - Authority to grant or reject access requests and, if granted, what level of access/role is allowed.
 - Editing privileges to upload inventory data into Excel format, create new inventories, edit existing inventories and revise old inventories.
 - Can submit an inventories.
- **Manager** – Provides editing privileges for ERIC data
 - can edit data, upload inventory data in Excel format, create new inventories, edit existing inventories, and revise old inventories.
 - can submit an inventory.
 - **can not** grant user access or modify user roles.
- **Reader** – Provides read-only access to your ERIC data.
 - Users with this role can view your inventories, download the data to a spreadsheet, but they **can not** edit any data or upload new inventory data.



All of the necessary information is located:

- LDEQ Website: <http://deq.la.gov>
- Instructions on the ERIC Home Page
 - ERIC User Manual tab or
 - “How Do I” Guides
- Create Portal Account
- Request Access to ERIC



Questions?

LOUISIANA DEPARTMENT OF ENVIRONMENTAL QUALITY
: A CLEAN STATE OF MIND FOR ALL YOUR ENVIRONMENTS