

OL[®] Learn

Training Services

Available only in the UK

Enables you to gain
maximum benefit
from your technology
investment

The logo consists of the letters 'OL' in a bold, sans-serif font. The 'O' is a solid blue circle, and the 'L' is a solid blue vertical bar. A small registered trademark symbol (®) is positioned to the upper right of the 'L'. The logo is centered within a white square background.

““ The hands-on aspects of the course are very good and the trainer delivered the course in an easy-to-learn manner. ””

Nick Knowles - **Print Team Leader, City of Wolverhampton Council**

““ Clear, concise instructions, facilities and demonstrations. Excellent course method. ””


Adam Forrest - **Implementation Technician, IT, Spectrum (OL Reseller)**

““ Friendly instructor who was happy to help with any issues. Answered all questions well. ””

Adrian Fairhurst - **Data Service Manager, CPI Cardgroup**

““ Good classroom facilities, good course length and content. Ian is very friendly, approachable and a very good trainer. ””

Kabo Lee - **Pre-Sales, Ricoh (OL Reseller)**



Investment in your OL solution is about more than just the technology; it's about achieving your broader business goals.

We offer classroom-based training courses to help you begin your OL journey. You can choose from a range of courses that cover the portfolio of OL Connect options.

Beyond the completion of your Manchester based course, there is the online world of OL Learn. OL Learn is a community which provides you with the opportunity to interact with a broader range of experienced staff and peers.

Now that you have selected an OL solution, our training team will help ensure that your staff quickly and confidently gain the most out of your technology investment.

From installations and upgrades to best practices and daily tasks, we provide training for all roles within your organisation.

OL Training

Training that meets your needs

What about the training?

Here at OL we pride ourselves on the content we deliver and its delivery.

Firstly, when you book a training course, it is for your delegates only and is never shared with another company. The training suite comfortably accommodates six delegates. You'll be welcomed by your professional trainer into our informal learning environment.

Your trainer hosts the course and they are always on hand to ensure your full engagement in the process and that you gain the maximum benefit from your course. The course content is delivered in a way that caters for a variety of learning styles. There is a balance of presentation and discussion, with most of the time being spent on hands-on activities with the OL Connect software.

OL Classroom Training

- Courses are held at the Objectif Lune UK Office, Manchester M22 5WB.
- A maximum of six delegates are accepted onto each course.
- Flexible start and finish times to assist with your arrival and departure.
- The course consists of an AM/PM session each of a 3hr duration with regular breaks.

A blue-tinted photograph showing a group of people sitting around a wooden table. The image is heavily filtered with a blue color. In the center, the word "Knowledge" is written in a bold, white, sans-serif font. The background shows the backs of chairs and the table surface, with some people's arms and hands visible. The overall mood is professional and focused.

Knowledge

OL End-User Courses

At Objectif Lune we offer a range of training solutions that cover our product portfolio, giving you the perfect platform to ensure that you are proficient in the use of your OL software.

PlanetPress® Connect Essentials

[3-day course]

Course Objective

This agenda-led course is your introduction to variable data printing and the effective use of PlanetPress Connect. The primary goal of this course is to provide participants with the skills required to effectively analyse, create, implement and troubleshoot variable data documents using PlanetPress Connect.

Delegate Profile

This course is available to anyone with basic computer skills. Whether you want to create variable data documents, demonstrate the application, or simply learn about PlanetPress Connect, this course is for you.

[Find detailed course agenda here](#)

PReS® Connect Essentials

[3-day course]

Course Objective

This agenda-led course is your introduction to variable data printing and the effective use of PReS Connect. The primary goal of this course is to provide participants with the skills required to effectively analyse, create, implement and troubleshoot variable data documents using PReS Connect.

Delegate Profile

This course is available to anyone with basic computer skills. Whether you want to create variable data documents, demonstrate the application, or simply learn about PReS Connect, this course is for you.

[Find detailed course agenda here](#)

PrintShop Mail Connect Essentials*

[1-day online course]

Course Objective

This agenda-led course is your introduction to variable data printing and the effective use of PrintShop Mail Connect. The primary goal of this course is to provide participants with the skills required to effectively analyse, create, implement and troubleshoot variable data documents using PrintShop Mail Connect.

Delegate Profile

This course is available to anyone with basic computer skills. Whether you want to create variable data documents, demonstrate the application, or simply learn about PrintShop Mail Connect, this course is for you.

[Find detailed course agenda here](#)

**This course is delivered remotely and is limited to two people only.*

PlanetPress® Suite Classic

[2-day course]

Course Objective

This agenda-led course is your introduction to variable data printing and the effective use of PlanetPress Suite. The primary goal of this course is to provide participants with the skills required to effectively analyse, create, implement and troubleshoot variable data documents using PlanetPress Suite.

Delegate Profile

This course is available to anyone with basic computer skills. Whether you want to create forms yourself, demonstrate the application, or simply learn about PlanetPress Suite, this course is for you.

[Find detailed course agenda here](#)

OL End-User Courses

Our trainer-led courses have been built specifically to provide you with both the conceptual understanding and the procedural fluency to begin to use our solution and enjoy the benefits that your new product knowledge and confidence brings. Our courses are a blend of presentation, discussion and hands-on exercises in a comfortable classroom environment.

Crossgrade to PlanetPress Connect/ PReS® Connect from PlanetPress Suite [2-day course]

Course Objective

This agenda led course is your introduction to variable data printing and the effective use of PlanetPress Connect/PReS Connect. The primary goal of this course is to provide participants with the skills required to effectively analyse, create, implement and troubleshoot variable data documents using PlanetPress/PReS Connect.

Delegate Profile

This course is available to anyone with basic computer skills. Whether you want to create variable data documents, demonstrate the application or simply learn about PlanetPress/PReS Connect, this course is for you.

[Find detailed course agenda here](#)

Crossgrade to PlanetPress Connect/ PReS® Connect from PrintShop Mail [2-day course]

Course Objective

This agenda led course is your introduction to variable data printing and the effective use of PlanetPress connect/PReS Connect. The primary goal of this course is to provide participants with the skills required to effectively analyse, create, implement and troubleshoot variable data documents using PlanetPress/PReS Connect.

Delegate Profile

This course is available to anyone with basic computer skills. Whether you want to create variable data documents, demonstrate the application or simply learn about PlanetPress Connect/PReS Connect, this course is for you.

[Find detailed course agenda here](#)

Capture OnTheGo® [2-day course]

Course Objective

This agenda led course is your introduction to our Capture OnTheGo solution, which lets you fill in forms on mobile devices and send the collected information back to your office via the internet. These forms are created in OL Connect Designer and deployed to mobile devices using Workflow. The latter is typically used to capture the submitted data and to send the information to a backend system or database.

Delegate Profile

This course is available to anyone who has previously attended the Connect Essentials course.

[Find detailed course agenda here](#)

OL® Connect Send [2-day course]

Course Objective

This agenda led course is your introduction to our OL Connect Send solution which is an app capable of sending a print job over the internet. It comprises of a Printer Driver, Database (HSQL), OLCS Notifier and Workflow Plugins. The course introduces you to features found in our Ad Hoc Mail Consolidation demonstration.


Delegate Profile

This course is available to anyone who has previously attended the Connect Essentials course.

[Find detailed course agenda here](#)

The Manchester Training Suite

There is no need to suffer unnecessary interruptions, localised IT issues or poor onsite training facilities. Visit the OL Training Suite for great dedicated training resources.



The Training Suite

Our training facility is a fully refurbished in a purpose-built room which is quiet and air conditioned:

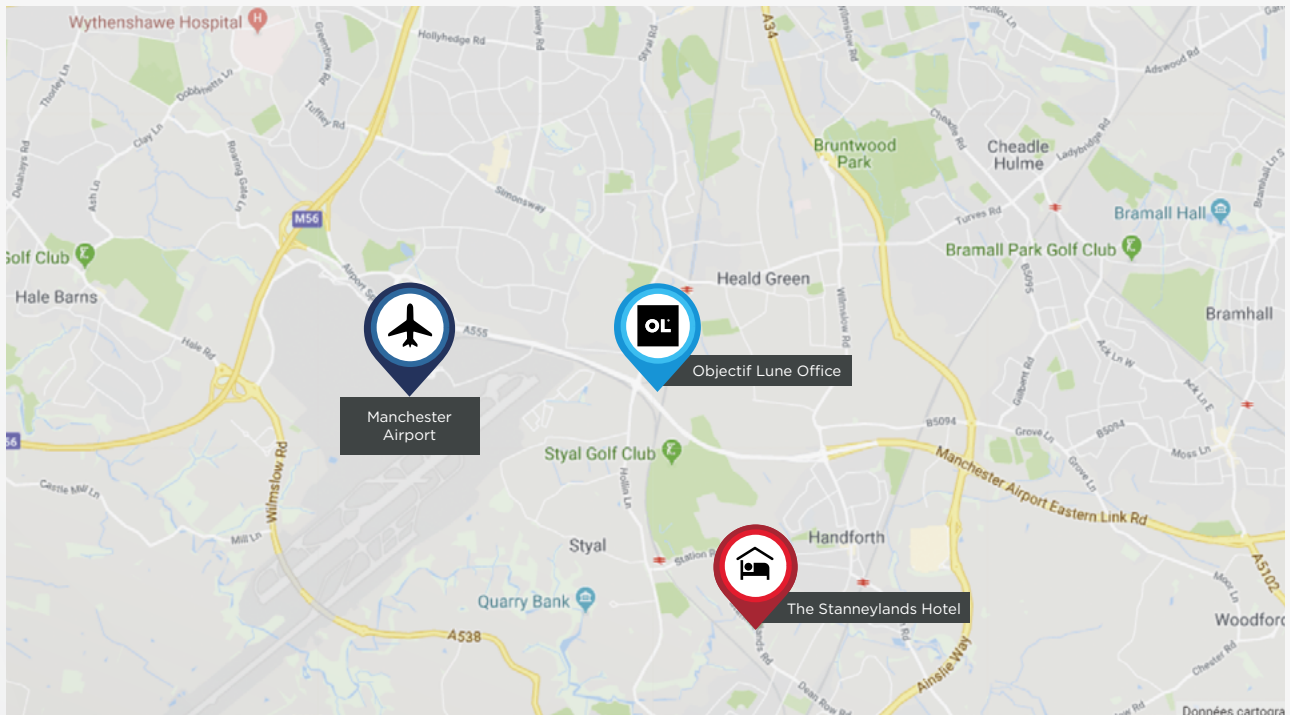
- 6 workstations c/w dual 24" monitors
- Wi-Fi access
- Integral kitchenette
- Cold water fountain
- Relaxation zone

The Building

We are based in a multi-occupancy building with an interesting history. The building has an Art Deco look and feel. It was built in 1954 as the administrative headquarters for the Renold Chains company and received an RIBA architecture Bronze Medal one year after it opened. The building has plenty of onsite parking and hosts a cafeteria for snacks or lunches.

Where To Stay

Map of Local Area



During your time visiting OL in Manchester we want you to enjoy time spent in our offices and your evening leisure time. To these ends we have negotiated preferential rates at The Stanneylands.

[The Stanneylands](#) is a warm and friendly hotel 2.1 miles from our offices offering a stylish country-house experience for business guests. With great communication links to road, rail and air networks in the Cheshire countryside. They serve fantastic freshly prepared, home-cooked dishes from light lunches to delicious three course feasts, using the best seasonal ingredients. The bar is filled with award-winning cask ales, an extensive hand-picked wine collection, and a premium choice of gins, spirits, and cocktails.

The Objectif Lune rate includes complimentary wi-fi, onsite parking and use of the [Wilmslow Total Fitness Leisure Club](#).

Bed & Breakfast rates are listed below however there is a Dinner Bed & Breakfast rate which is an additional £20 on top of each rate which entitles the visitor to £25 credit towards the food bill.

Classic Room	£ 95.00
Deluxe Room	£ 110.00
Junior Suite	£ 150.00
Suite	£ 210.00



Contact Ian Banks banksi@uk.objectiflune.com for the booking code.

Objectif Lune UK

Contact us

+44 (0) 161 362 6520

Manchester International Office Centre
11 Styal Rd, Wythenshawe, Manchester M22 5WB



objectiflune.com

OL is a registered trademark of Objectif Lune Inc.

All registered trademarks displayed are the property of their respective owners.

© 2019 Objectif Lune Incorporated. All rights reserved.