



STAAR

English I/II

EOC

English I, II, and III	Number of Items	Number of Raw Score Points Possible	Percentage of Test	Total Number of Raw Score Points Possible
Revision	9	9	13%	68
Editing	9	9	13%	
Written Composition	1 Composition	16 (summed score X 2)	24%	
Reading	34	34	50%	
Total	52 Multiple Choice 1 Composition	68 points	100%	

**WRITING**

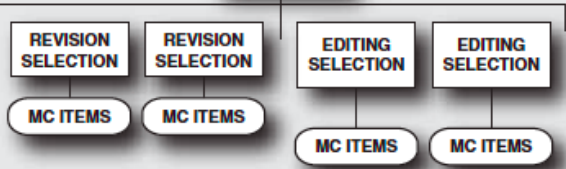
**COMPOSITION**

**BASE TEST**

PERSUASIVE

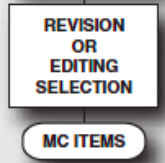
**MULTIPLE CHOICE**

**BASE TEST**



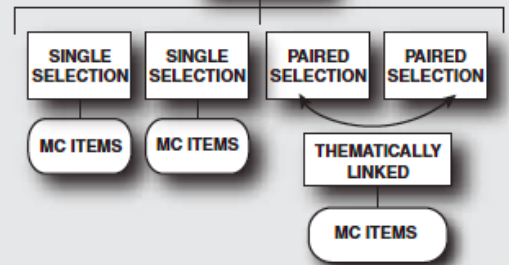
+

**FIELD TEST**



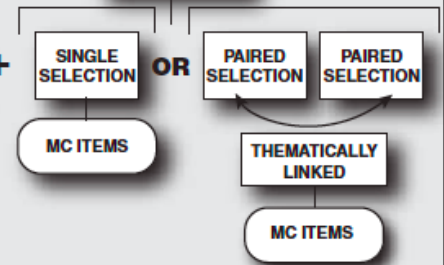
**MULTIPLE CHOICE**

**BASE TEST**



+


**FIELD TEST**



**READING**

# Parts of the Exam

- Writing 50%
- Reading 50%

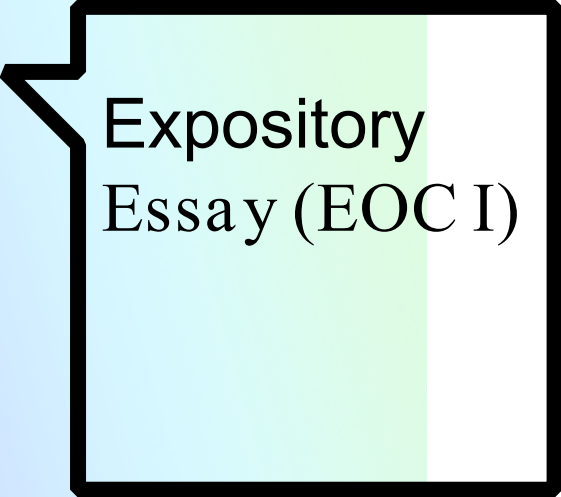


# 1. Writing Section

Useful Video:

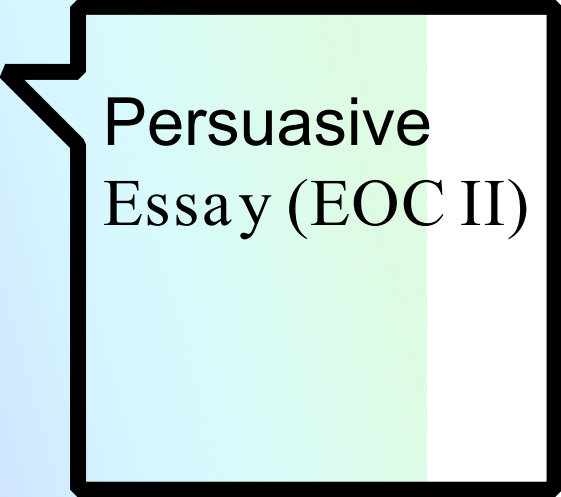
<https://www.youtube.com/watch?v=pU2FoPVsc2A>

**1 Essay and 18 Multiple Choice Questions for 50% of the exam**



## Expository Essay (EOC I)

- **Weighting:**
  - Summed score x2
  - Two readers awarding 0 -4 points each -- maximum 16
  - Example:  $2(2 + 3) = 10$
  - **24%** of exam
  
- **Rubric**
  - Organization / Progression
  - Development of Ideas
  - Use of Language and Conventions



## Persuasive Essay (EOC II)

- **Weighting:**
  - Summed score x2
  - Two readers awarding 0 -4 points each -- maximum 16
  - Example:  $2(2 + 3) = 10$
  - **24%** of exam
- **Rubric**
  - Organization / Progression
  - Development of Ideas
  - Use of Language and Conventions

2.

# Reading Section

**34 Multiple Choice Questions for 50% of the Exam**

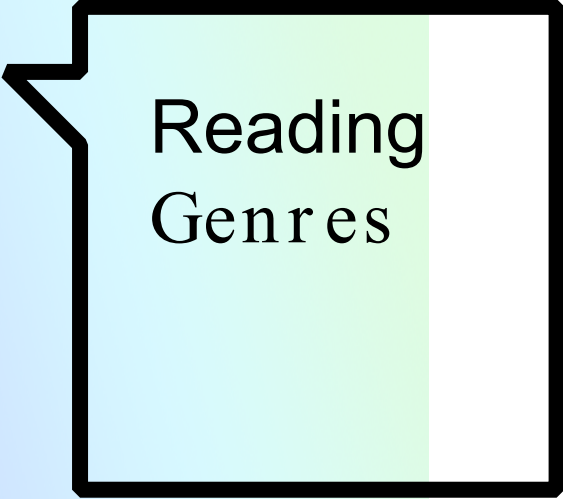




## Reading

- **Single Selections**
  - Two separate texts
  - MC
- **Paired Selections**
  - 2 thematically linked texts
  - MC for each selection
  - MC for both

34 MC for **50%** of the exam



## Reading Genres

- **Literary**
  - **Fiction**
  - Literary Nonfiction
  - Poetry
  - Drama
  - Media Literacy (embedded)
- **Informational**
  - **Expository**
  - Persuasive
  - Procedural (embedded)
  - Media Literacy (embedded)

3.

ST AAR


Blasting

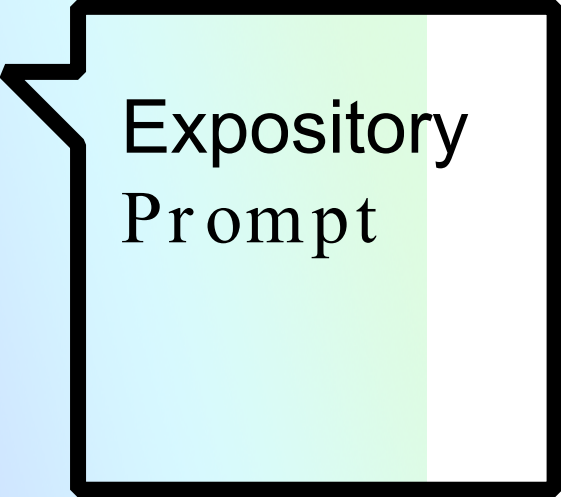
Test Taking Strategies for Advanced Academic Performance

# No Sleeping!

Five hours to complete test

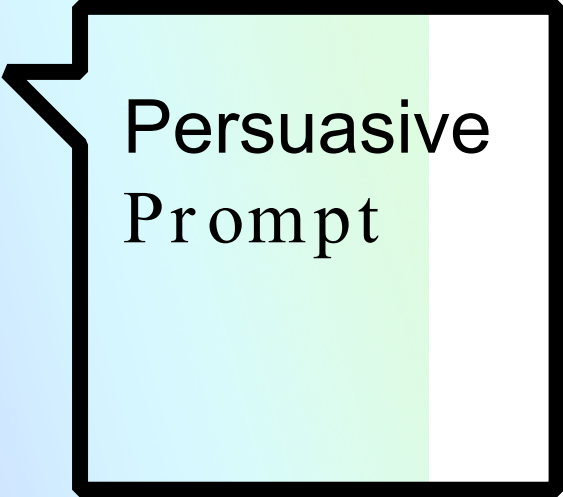
Manage time by breaking test  
into chunks





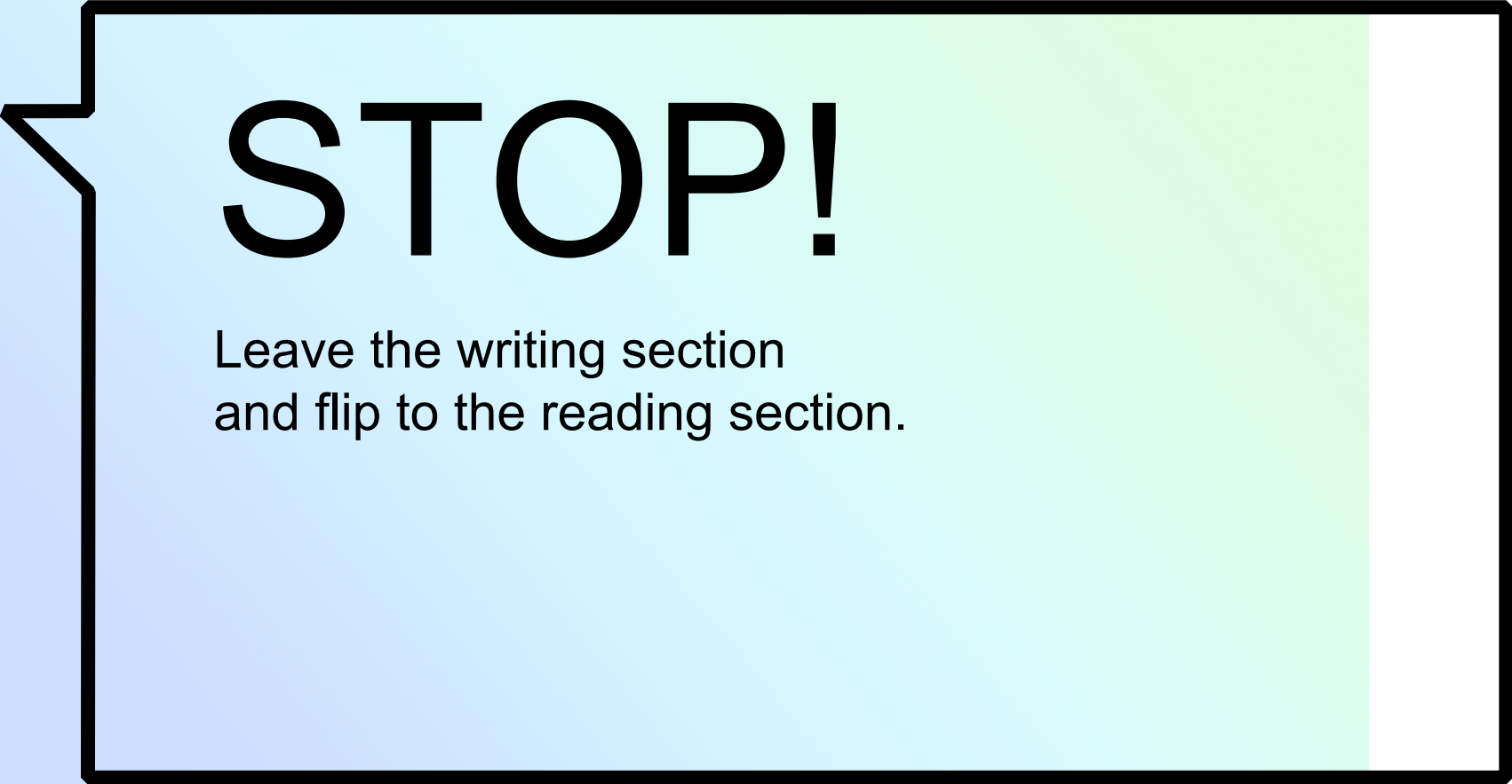
## Expository Prompt

- **Read and box the prompt**  
(about page 20)
- **Plan your essay**
  - List/Cluster to brainstorm
- **Write your kernel/outline**
  - 1) Thesis statement
  - 2) Reason #1
  - 3) Reason #2 or counterargument
  - 4) Restate thesis



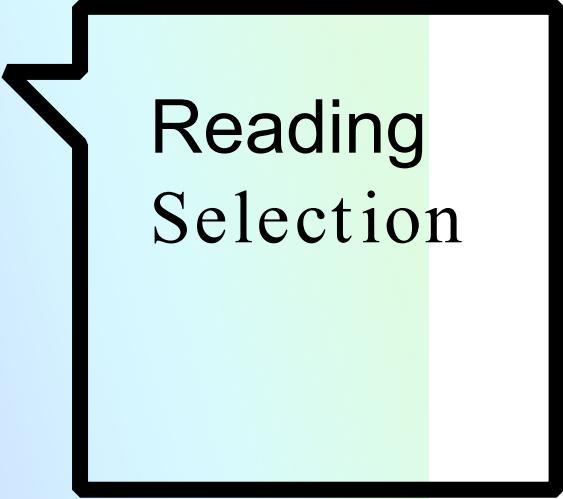
## Persuasive Prompt

- **Read and box the prompt**  
(about page 20)
- **Plan your essay**
  - T-chart to brainstorm  
both sides of issue
- **Write your kernel / outline**
  1. Thesis statement
  2. Reason #1
  3. Reason #2 or  
counterargument
  4. Restate thesis



# STOP!

Leave the writing section  
and flip to the reading section.



## Reading Selection

- Read and annotate the first selection
- Answer the multiple choice questions
- Bubble as you go





# STOP!

Leave the reading section  
and flip to your kernel essay.



Rough  
Draft

CHELPS :

Current event

History

Experiences

Literature

Pop culture

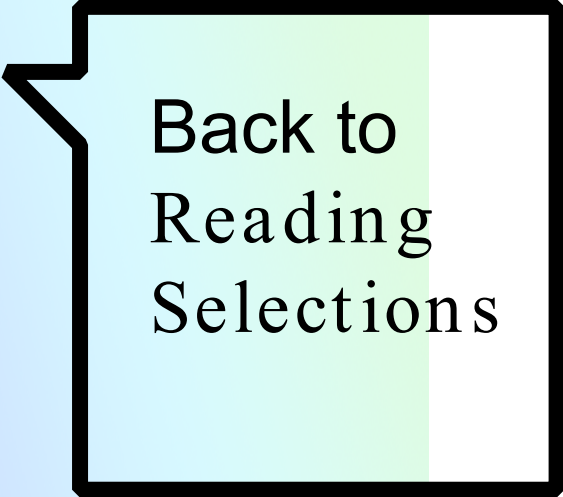
Sports / Science

- Write your essay inside your test booklet ( not on the lined answer document)
  1. Introduction  
(hook + thesis)
  2. CHELPS Reason 1  
with 5Ws+H
  3. CHELPS Reason 2 or  
counterargument  
with 5Ws+H
  4. Conclude (restate thesis,  
call to action, echo hook)



# BREAK!

Short, no more than 5 minutes  
Water, stretch, breathe deeply



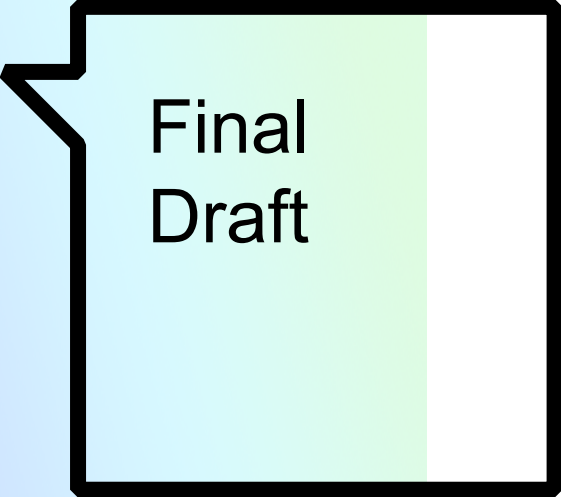
Back to  
Reading  
Selections

- Read and annotate the remaining two sections
- Answer the multiple choice questions
- Bubble as you go



# STOP!

Flip back to your drafted essay  
and re-read it



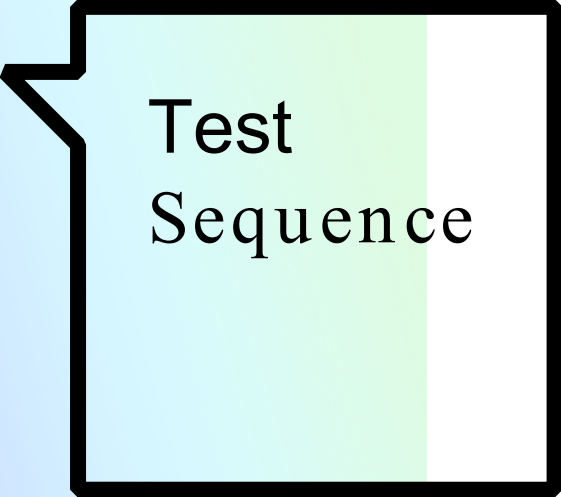
## Final Draft

### Look for

- Ways to improve sentences
- Vague words to replace with specific words
- Usage errors
- End punctuation

### Answer Document

- Use a freshly sharpened pencil
- Copy essay onto lined sheet
- Write neatly



## Test Sequence

- Writing
- Reading
- Writing
- Reading
- Writing

About 2 hours should be  
remaining...



## Revising & Editing

- Read each of the five passages
- Mark any glaring errors you may spot
- Answer questions referring back the text



4.

# Final Reminders

**Common Sense Checklist**



Remember

- Plan your essays
- Use the dictionary
- CHELPS  
TRRAP  
TPCASTT  
SOAPSTone
- Bubble as you go
- Trust your gut

<http://www.huffenglish.com/tpcastt-a-method-for-analyzing-poetry/>

<https://apcentral.collegeboard.org/courses/resources/soapstone-strategy-reading-and-writing>



“ Men are born to succeed,  
not fail.

--Henry David Thoreau

# Thanks!

Any questions?

You can find me at  
[janperry42@gmail.com](mailto:janperry42@gmail.com)





## Credits

Special thanks to all the people who made and released these awesome resources for free:

- Presentation template by [SlidesCarnival](#)
- Photographs by [Unsplash](#)