

Tower Street Public School

Term 3 Week 1 Class: Kindergarten

Learning at Home Program

PBL Focus:

'We actively participate in our own learning.'


We are using 'Courage Tool' & 'Patience Tool'

Monday	Tuesday	Wednesday	Thursday	Friday
<p>School Development Day</p> <p>No home learning today.</p>	<p>Session 1</p> <p>English</p> <p>Reading: Read a story book to your child and questions about the story. Choose a book (can also be a home reader), introduce the story and have students read the book or read it with you. Read your sight words.</p> <p>Writing: Watch the following writing link and join in.</p> <p>Link: http://drive.google.com/file/d/17X5grd9XsvuMS5QMx2UW_Xv7hxlPD0cP/view?usp=sharing</p>	<p>Session 1</p> <p>English</p> <p>Reading: Read a story book to your child and questions about the story. Choose a book (can also be a home reader), introduce the story and have students read the book or read it with you. Read your sight words.</p> <p>Writing: Watch the following writing link and join in.</p> <p>Link: https://drive.google.com/file/d/1253hzZSNRiu4r17vCjwTDBe3pIPLx_3Z/view?usp=sharing</p>	<p>Session 1</p> <p>English</p> <p>Reading: Read a story book to your child and questions about the story. Choose a book (can also be a home reader), introduce the story and have students read the book or read it with you. Read your sight words.</p> <p>Writing: Watch the following writing link and join in.</p> <p>Link: https://drive.google.com/open?id=1psIF8a0W2bAa34uHzFYE5wkETIIDuWCP</p>	<p>Session 1</p> <p>English</p> <p>Reading: Read a story book to your child and questions about the story. Choose a book (can also be a home reader), introduce the story and have students read the book or read it with you. Read your sight words.</p> <p>Writing: Watch the following writing link and join in.</p> <p>Link: https://drive.google.com/file/d/1fD0owR2-aJB67ZoBRkyVZ311_02ff5wO/view?usp=sharing</p>

I like to eat  cupcakes.





Known words: I, to
Word to learn: like
Word to sound out: eat
Word to clap out how many parts it has (syllables): red/blue/yellow/green/pink/brown
Use the writing prompt card 'I like to eat ... cupcakes?' Introduce the writing for today, e.g. today we are writing about what colour cupcake you like. Model a sentence, e.g. 'I like to eat pink cupcakes?'. Ask your child what their sentence is and have your child write the sentence each word at a time by rereading the sentence to find out

My mum and dad are .



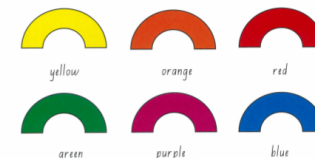
Known words: my, and
Word to learn: are
Word to sound out: mum, dad
Word to clap out how many parts it has (syllables): reading/swimming/shop ping/riding/walking /fishing
Use the writing prompt card 'My mum and dad are...' Introduce the writing for today, e.g. today we are writing about what mum and dad are doing. Model a sentence, e.g. 'My mum and dad are reading'. Ask your child what their sentence is and have your child write the sentence

Look at the little pet .



Known words: look, at, the
Word to learn: little
Word to sound out: pet
Word to clap out how many parts it has (syllables): mouse/rabbit/bird/pup py/fish/kitten
Use the writing prompt card 'Look at the little pet...' Introduce the writing for today, e.g. today we are writing what little pet we are looking at. Model a sentence, e.g. 'Look at the little pet kitten'. Ask your child what their sentence is and have your child write the sentence each word at a time by rereading the sentence to find out

The rainbow  has  on it.



Known words: the, has, on
Word to learn: it
Word to sound out: yellow, orange, red, green, purple, blue
Word to clap out how many parts it has (syllables): rainbow
Use the writing prompt card 'The rainbow has...on it'. Introduce the writing for today, e.g. today we are writing about what colour the rainbow has on it. Model a sentence, e.g. 'The rainbow has pink on it'. Ask your child what their sentence is and have your child write the sentence each word at a time by rereading the sentence

what the next word is. Show your child how to write the word 'like' and have them practice writing this word 10 times.

Sounds:

Practice saying the sounds that letters make.

Sound waves: 'l' sound

Use website

www.soundwaveskids.com.au

and login using the password **here877**.

Click on phase 2

(grapheme units), click 'l' and then **sound info**

kit to watch the videos.

Click on phase 2

(grapheme units), click 'l'.

Click on student book activity and complete worksheet on 'l' sound.

each word at a time by rereading the sentence to find out what the next word is. Show your child how to write the word 'are' and have them practice writing this word 10 times.

Sounds:

Practice saying the sounds that letters make.

Sound waves: 'j' sound

Use website

www.soundwaveskids.com.au

and login using the password **here877**.

Click on phase 2

(grapheme units), click 'j'.

Click on student book activity and complete worksheet on 'j' sound.

what the next word is. Show your child how to write the word 'little' and have them practice writing this word 10 times.

Sounds:

Practice saying the sounds that letters make.

Sound waves: 'j' sound

Use website

www.soundwaveskids.com.au

and login using the password **here877**.

Click on phase 2

(grapheme units), click 'j'.

Click on student book activity and complete worksheet on 'j' sound.

to find out what the next word is. Show your child how to write the word 'it' and have them practice writing this word 10 times.

Sounds:

Practice saying the sounds that letters make.

Sound waves: 'l' and 'j'

Use website

www.soundwaveskids.com.au

and login using the password **here877**.

Click on phase 2

(grapheme units), click 'l' and 'j'.

Complete extra games and activities on sound 'l' and 'j'.

Optional: Complete black line master worksheets on sound 'l' and 'j'.

Sight words: practice their sight words everyday for two weeks before testing in an out of order when confident they can try the next level.

Reading Eggs:

Login to Reading Eggs and continue along on your 'Map' journey!

<https://readingeggs.com.au/>

Session 2

Fitness:

Click on the link below to get your body moving and do some fitness with Joe!

 5 Minute Move | K...

Mathematics

Number Activity: Friends of 10, students list all the numbers that add to 10 eg- 3+7, 5+5 etc

Whole Number:

Count to 30 start at 11

Sight words: practice their sight words everyday for two weeks before testing in an out of order when confident they can try the next level.

Reading Eggs:

Login to Reading Eggs and continue along on your 'Map' journey!

<https://readingeggs.com.au/>

Session 2

Fitness:

Click on the link below to get your body moving and do some fitness with Joe!

 5 Minute Move | K...

Mathematics:

Play the [matching numbers game from NRich](#).

Complete the 'cut and match' number cards to pictures. ([Worksheet](#))

Sight words: practice their sight words everyday for two weeks before testing in an out of order when confident they can try the next level.

Reading Eggs:

Login to Reading Eggs and continue along on your 'Map' journey!

<https://readingeggs.com.au/>

Session 2

Fitness:

Click on the link below to get your body moving and do some fitness with Joe!

 5 Minute Move | K...

Mathematics

Number Activity: Friends of 10, students list all the numbers that add to 10 eg- 3+7, 5+5 etc

Whole Number:

Count to 30 start at 0

Sight words: practice their sight words everyday for two weeks before testing in an out of order when confident they can try the next level.

Reading Eggs:

Login to Reading Eggs and continue along on your 'Map' journey!

<https://readingeggs.com.au/>

Session 2

Fitness:

Click on the link below to get your body moving and do some fitness with Joe!

 5 Minute Move | K...

Mathematics

Number Activity: Friends of 10, students list all the numbers that add to 10 eg- 3+7, 5+5 etc

Whole Number:

Count to 30 start at 8

Watch part or all of the youtube video on counting:
<https://www.youtube.com/watch?v=7D4K9oi7oBM>

Ask which number comes before:
14, 2, 7, 12, 5

Session 3

Science:

Focus - Push and Pull Driving

question: *What causes objects to move in different ways?*

Experiment 1:

Pull: Loop a lightweight rope around the back of two chairs. Hang a small basket within the loop to send back and forth by pulling. Kids will experiment with pulling

Session 3

Library:

Read a story book to your child and questions about the story.

Choose a book (can also be a home reader), introduce the story and have students read the book or read it with you.

Read your sight words.

Read ***There's a Hippopotamus on Our Roof eating cake***, by Hazel Edwards.

Listen to the story being read on Ben's Story

Corner:
<https://www.youtube.com/watch?v=AbAAW7WZ9eI>

Discuss the sequence of the story and the funny friendship between the

Watch part or all of the youtube video on counting:
<https://www.youtube.com/watch?v=7D4K9oi7oBM>

Write numbers 1-10 and draw pictures to represent that number eg write a 5 draw 5 flowers next to it

Session 3

Art:

Hearts in Harmony

More information about this week's art lesson will be sent out on Class Dojo, but for now use this picture to start getting some ideas.

Warning: Once the ideas start you may not be able to stop at making only one!

Count, match and order on interactive game:
<https://www.topmarks.co.uk/learning-to-count/adybird-spots>

Complete Jungle Number Hunt activity
(Worksheet)

Session 3

Sport:

Throwing and catching

Teach your child how to throw a ball and catch it (maybe start with a bigger ball).

the rope hard and then gently. What kind of pull moved the basket the farthest?
Talk about the results of the experiment.
Talk about the results of the experiment.

hippo and the little girl. Complete an artwork of the hippo sitting on the roof and visit the website of Hazel Edwards, the author of the book. There are pages of fun activities to do!
https://hazeledwards.com/files//teacher_resources/45_years_-_hooray_theres_a_hippopotamus....pdf



Reminders: Useful Logins:

Sound Waves: Students can access Sound Waves Foundation Online by entering "here877" at: www.soundwaveskids.com.au

Students can access Writing Time Online (NSW Foundation Style) by entering "jump126" at: www.writingtimekids.com.au

Additional Links:

Phonics song and games:

<https://www.youtube.com/watch?v=ffeZXPtGC4>
[Phonics Pop from ICT games](#)

Days of the week song:

https://www.youtube.com/watch?v=3tx0rvuXIRg&list=RD3tx0rvuXIRg&start_radio=1

Counting forwards from 0-100 song:

<https://www.youtube.com/watch?v=1dkPouLWCyc>

Word rhyming song:

<https://www.youtube.com/watch?v=RVophT8naUM&t=64s>

Number song:

<https://www.youtube.com/watch?v=ib5Gf3GlzAg&t=24s>

Cosmic yoga:

https://www.youtube.com/results?sp=mAEB&search_query=cosmic+yoga

Mathematics games:

[matching numbers game from NRich](#)