

# ENGLISH WORKBOOK GRADE 3



This book belongs to:

---

A sincere welcome to you as a new Grade 3 learner. This is your last year of the **Foundation Phase**. During this year it will be expected of you to do a bit more work of a higher level as you will advance to the **Intermediate Phase** next year.

We trust that you are going to enjoy this year's challenge in English.



**REMEMBER:** You should never be afraid of making mistakes, because it's the only way of gaining confidence and being knowledgeable.

English Workbook for Grade 3  
WYZE Educational Publications  
PO Box 41683  
Moreletapark 0044  
Fax: (012) 997 5335  
First Edition, First Impression  
ISBN: 978-0-920259-00-9

All rights reserved,  
No part of this  
publication may  
be reproduced.



# PREFACE



A preface is something said, or written by way of introduction or preliminary explanation of what you can expect from the written material to follow. This preface will introduce you to what is expected of the WYZE English Workbook. A preface starts off each term's section in the workbook to give you guidelines for what will be expected of you in the coming weeks. It is therefore very important to study each preface very carefully.

## ➔ LANGUAGE SKILLS

This workbook has been designed in accordance with the guidelines of the National Curriculum and structured to the requirements of the CAPS Policy statements. The material and activities are systematically structured and promote the attainment of English First Additional Language Skills. Language teaching is facilitated when learners are stimulated by interesting and challenging material. Therefore, the activities in this book have been designed to make learning English fun. Intriguing information, games, puzzles, pictures and humour have all been included for this reason.

## ➔ THE CHALLENGE

The challenge in the **Intermediate Phase** is to provide support to the learners to be able to communicate well in English, as well as to be reasonably proficient with regard to both interpersonal and cognitive skills in the English language by the time they enter the **Senior Phase**. It is for this reason that the cognitive language level of this workbook is such that it may be used as a medium of learning and teaching.

## ➔ PARENTAL SUPPORT

In accordance with the curriculum policy of language, a learner's home language must be supported in the implementation of the curriculum. Thus, several opportunities have been provided for learners to complete exercises at home in their home language, with their parents' assistance. As the educational facilitator may well not be proficient in all the learners' home languages, this work will have to be assessed at home. A letter to parents has also been included to explain their role.

# PARENTAL GUIDANCE REQUIRED



Do you know what the word **Curriculum** means?

Never heard of such a big word.



**Curriculum** is the word used by the Education Department to prescribe guidelines of study for all the subjects in **Grade 3**, for instance English as a language. The **Curriculum**, therefore, will empower you, grade by grade, for your future.

If this **Curriculum** is supposed to empower me, what are adults complaining about?



This was also a concern to me before my discussion with the Publishers of this Workbook. They put my mind at ease with the international research they have done. The positive outcome is that our prescribed **Curriculum** was internationally amongst the top curriculae. I can confidently assure you that the current poor outcome of our education is not related to the prescribed **Curriculum**.

You used the word "**outcome**" – what does it mean?



Although the word "**outcome**" is a powerful word in today's life, it is also the most misunderstood word. Outcome simply reveals what has been put in. In other words: if you had to study ten words and you can write down three words, the outcome reveals that the input of your study was equal to three words or 30%. Therefore, outcome is equal to what has been put in.

# PARENTAL GUIDANCE REQUIRED



Does that mean if a school's pass rate is bad, the input was poor?

That is correct. However, I want you to understand that the outcome of your school year will be revealed by your input when you are assessed by your teachers.



What can I do to increase my outcome for this school year?

Our Education Department introduced a very clever method to assist achievers by way of Language Skills. In principle the Language Skills, as introduced by them, indicate what you are supposed to achieve by the end of **Grade 3**.



How shall I know what these Language Skills are?

You will know if you show the letter on the next page to your parents to be read by them. They must then explain to you the pages that follow regarding the Language Skills for **Grade 3**.



# Dear Parents or Caregiver

Our Curriculum on education stresses the importance of parental support and to give our children the assurance that we care and shall be there for them whenever they need us. We therefore wish you to read this letter carefully and take cognisance of your vital role as a parent.

In the policy governing your child's education, the need for supporting the language spoken in your home is recognised and endorsed. We wish to give our learners a proportionate opportunity to develop their home language. This home language may be English, or any one of the official home languages. Obviously, an educator cannot be proficient in all these languages. Thus, to put the policy into practice, we need the assistance of you, the parents.

It is important that the learner does the homework exercise given, by themselves, in their home language. Your role is to provide guidance and subsequent assessment. Please encourage the learner to complete the set exercise, assisting him, or her with correct spelling and grammar. The work then needs to be assessed and corrected by you with a view to building learner confidence.

Our current education policy realises the underlying need for every individual in our country to be proud of his or her culture. Culture is closely linked to language. The attention that you give your child will help to develop a well-rounded, confident individual, ready to take up a responsible, contributory role in society.

Yours sincerely  
English facilitator

P.S. Dear parent, will you please adhere to the following instructions carefully.



I, \_\_\_\_\_, enthusiastic learner in the family, wish you to assist me with the following pages regarding language skills for Grade 3.



Gratefully yours.



\_\_\_\_\_





# English – Grade 3

Listening and Speaking (L&S)	
Listening	
Speaking	

Writing and Presentation (W&P)	
Writing	
Presentation	











Reading and Viewing (R&V)	
Reading	
Viewing	

Language structure and Conventions (Ls&C)	
Language structure	
Conventions	

## Language Skill Assessment Index

## Page

<b>TERM 1</b>	<b>1</b>
---------------	----------

1	Ls&C	SOUND DRILL		2
		<b>Topic: THE ALPHABET</b>		<b>3</b>
1	L&S	BUILD AN ORAL VOCABULARY		3
2	W&P	WRITE INDIVIDUAL WORDS SUCH AS LABELS		4
3	R&V	IDENTIFY LETTER-SOUND RELATIONSHIPS OF ALL SINGLE LETTERS IN ENGLISH		5
4	L&S	ANSWER COMPREHENSION QUESTIONS ABOUT THE ALPHABET STORY		6
5	R&V	READ THE CONVERSATION ON HOW TO PLAY THE ALPHABET GAME		7
6	R&V	DISTINGUISH BETWEEN LONG AND SHORT VOWEL SOUNDS E.G. "BOOT" AND "BOOK"		8
7	W&P	WRITE SENTENCES USING SENTENCE STARTERS		10
8	R&V	READ THE FOLLOWING STORY		11
9	Ls&C	MORE THAN ONE		12

		<b>Topic: EYES</b>		<b>13</b>
1	L&S	MAKE REQUESTS AND UNDERSTAND QUESTION FORMS		<b>13</b>
2	W&P	WRITE INDIVIDUAL WORDS		<b>14</b>
3	L&S	HOME LANGUAGE HOMEWORK		<b>15</b>
4	L&S	UNDERSTAND AND USE A VARIETY OF QUESTION FORMS		<b>15</b>
5	R&V	READ VISUAL AND GRAPHICAL TEXTS		<b>16</b>
6	R&V	RECOGNISE CONSONANT DIAGRAPH ("SH", "CH", "TH", "WH") OF THE BEGINNING OF A WORD, E.G. THERE		<b>17</b>
7	R&V	RECOGNISE CONSONANT DIAGRAPH ("SH", "CH", "TH") AT THE END OF A WORD, E.G. FISH		<b>20</b>
8	W&P	LET'S HAVE FUN		<b>20</b>
9	W&P	READ THE FOLLOWING STORY		<b>21</b>
10	LS&C	UNDERSTAND AND USE THE SIMPLE PAST TENSE		<b>22</b>
11	L&S	LISTEN TO THE FOLLOWING STORY		<b>24</b>
12	LS&C	FUTURE TENSE		<b>26</b>









		<b>Topic: WEATHER</b>		<b>27</b>
1	W&P	WRITE A SIMPLE RECOUNT USING A FRAME (E.G. "YESTERDAY I..., THEN..., AFTER THAT..., FINALLY...")		<b>27</b>
2	W&P	USE INFORMATION FROM A CHART, GRAPH OR DIAGRAM TO WRITE OR COMPLETE A SHORT TEXT		<b>28</b>
3	W&P	READ THESE TWO STORIES		<b>29</b>
4	LS&C	UNDERSTAND AND USE THE PRESENT INDEFINITE TENSE		<b>30</b>
5	LS&C	UNDERSTAND AND USE THE SIMPLE PRESENT, PRESENT PROGRESSIVE, SIMPLE PAST AND FUTURE TENSES		<b>33</b>
6	LS&C	UNDERSTAND AND USE SOME ADJECTIVES		<b>34</b>












<b>MY PERSONAL DICTIONARY</b>	<b>151</b>
-------------------------------	------------












<b>TERM 2</b>	<b>37</b>
---------------	-----------

1	LS&C	SOUND DRILL AND BUILDING VOCABULARY		<b>38</b>
---	------	-------------------------------------	--	-----------

		<b>Topic: COLOUR</b>		<b>39</b>
1	R&V	RECALL EXPERIENCES AND EVENTS IN THE RIGHT SEQUENCE		<b>39</b>
2	R&V	READ FAMILIAR POEMS AND RHYMES		<b>41</b>
3	L&S	FOLLOW A SEQUENCE OF INSTRUCTIONS		<b>42</b>
4	W&P	WRITE SENTENCES USING SENTENCE STARTERS		<b>42</b>
5	R&V	READ FAMILIAR POEMS AND RHYMES		<b>43</b>
6	L&S	FOLLOW A SEQUENCE OF INSTRUCTIONS		<b>43</b>
7	R&V	READ THE FOLLOWING STORY		<b>44</b>

8	R&V	RECOGNISE VOWEL DIAGRAPHS		<b>45</b>
9	L&S	LISTEN TO THE FOLLOWING STORY		<b>46</b>
10	W&P	WRITE WORDS IN YOUR PERSONAL DICTIONARY		<b>47</b>
11	L&S	UNDERSTAND AND USE A VARIETY OF QUESTION FORMS		<b>47</b>
12	W&P	SEQUENCE AND COPY SENTENCES TO MAKE A PARAGRAPH		<b>47</b>
13	R&V	RECOGNISE SILENT 'E' IN WORDS		<b>48</b>
14	L&S	TALK ABOUT A PICTURE OR PHOTOGRAPH, USE SOME ADJECTIVES		<b>49</b>
15	W&P	SPELL COMMON WORDS CORRECTLY		<b>51</b>

		<b>Topic: TRANSPORT</b>		<b>52</b>
1	R&V	READ THE FOLLOWING STORY		<b>52</b>
2	W&P	COMPLETE WORDS AND SPELL CORRECTLY		<b>54</b>
3	R&V	READ ALOUD WITH INCREASING SPEED AND FLUENCY, USE CORRECT PRONUNCIATION AND STRESS		<b>54</b>
4	W&P	USE INFORMATION FROM A CHART, GRAPH, DIAGRAM OR PICTURE TO WRITE OR COMPLETE A SHORT TEXT		<b>55</b>
5	R&V	READ FICTION AND NON-FICTION TEXTS		<b>57</b>
6	R&V	READ THE FOLLOWING STORY		<b>58</b>
7	R&V	READ THE FOLLOWING STORY		<b>59</b>
8	W&P	READ SENTENCES AND LABEL PICTURES		<b>60</b>
9	LS&C	UNDERSTAND AND USE THE PRESENT PROGRESSIVE (CONTINUOUS) TENSE		<b>60</b>
10	R&V	DISTINGUISH BETWEEN LONG AND SHORT VOWEL SOUNDS		<b>62</b>
11	R&V	READ THE FOLLOWING STORY		<b>63</b>

		<b>Topic: CLOTHING</b>		<b>65</b>
1	R&V	READ THE FOLLOWING STORY		<b>65</b>
2	R&V	WORD SEARCH		<b>66</b>
3	W&P	WRITE INDIVIDUAL WORDS SUCH AS LABELS		<b>66</b>
4	R&V	USE CONSONANT BLENDS TO BUILD UP AND BREAK DOWN WORDS (E.G. R-ING, I-NK)		<b>67</b>
5	R&V	RECOGNISE VOWEL DIAGRAPHS		<b>67</b>
6	W&P	WRITE SENTENCES USING SENTENCE STARTERS		<b>68</b>
7	LS&C	UNDERSTAND HOW NECESSITY IS EXPRESSED		<b>68</b>
8	LS&C	PUNCTUATION		<b>69</b>
9	R&V	RECOGNISE KNOWN RHYMING WORDS		<b>70</b>
10	R&V	READ THE FOLLOWING STORY		<b>71</b>
11	R&V	READ AND PERFORM		<b>72</b>

















<b>MY PERSONAL DICTIONARY</b>				<b>151</b>
-------------------------------	--	--	--	------------


























# TERM 3

73

1	LS&C	MORE SOUND DRILL AND SPELLING		74
---	------	-------------------------------	---	----

<b>Topic: GRANDPARENTS</b>				
				<b>75</b>
1	R&V	READ THE FOLLOWING STORY		75
2	L&S	TALK ABOUT THE FAMILY TREE		75
3	L&S	UNDERSTAND STORIES		76
4	R&V	DESCRIBE HOW A STORY MAKES YOU FEEL		77
5	LS&C	USE PUNCTUATION		77
6	R&V	RECOGNISE WORDS IN COMPLEX PATTERNS		78
7	R&V	RECOGNISE VOWEL DIAGRAMS		78
8	LS&C	SPELLING		79
9	R&V	READING THE FOLLOWING STORY		80
10	LS&C	UNDERSTAND AND USE THE FUTURE TENSE		80
11	R&V	RECOGNISE VOWEL DIAGRAMS		81
12	R&V	READ THE FOLLOWING STORY		82
13	W&P	SEQUENCE A STORY		83
14	L&S	UNDERSTAND AND USE A VARIETY OF QUESTION FORMS		83
15	R&V	USE CONSONANT BLENDS TO BUILD UP AND BREAK DOWN WORDS		84
16	LS&C	PRESENT INDEFINITE TENSE		85

<b>Topic: MY GARDEN</b>				
				<b>86</b>
1	R&V	READ THE FOLLOWING STORY		86
2	W&P	WRITE A STORY		86
3	L&S	EXPRESS FEELINGS ABOUT A STORY		87
4	W&P	WRITE INDIVIDUAL WORDS SUCH AS LABELS		88
5	W&P	WRITE SENTENCES USING SENTENCE STARTERS		88
6	W&P	WRITE WORDS IN YOUR PERSONAL DICTIONARY		88
7	W&P	UNDERSTAND HOW NECESSITY IS EXPRESSED		89
8	R&V	READ SIMPLE STORY BOOKS AND OWN WRITING		89
9	R&V	READ FICTION AND NON-FICTION TEXTS		89
10	W&P	ANSWER THESE QUESTIONS		90
11	R&V	READ FICTION OR NON-FICTION TEXTS		90
12	W&P	FOLLOW INSTRUCTIONS		91
13	R&V	READ A DESCRIPTION OF A PROCESS		91
14	R&V	BUILD AND SOUND OUT WORDS USING SOUNDS LEARNT		91
15	W&P	SEQUENCE AND COPY SENTENCES TO MAKE PARAGRAPH		93
16	L&S	UNDERSTAND AND PREDICT		93
17	R&V	RECOGNISE SYLLABLES		94
18	LS&C	SPELLING		94

19	R&V	READ THE FOLLOWING POEM		95
20	R&V	READ ALOUD		95
21	L&S	UNDERSTAND AND USE THE FUTURE TENSE		96
22	R&V	READ THE FOLLOWING POEM		97
23	R&V	RECOGNISE KNOWN RHYMING WORDS		97






















		<b>Topic: DOGS</b>		<b>98</b>
1	L&S	ANSWER LITERAL COMPREHENSION QUESTIONS ABOUT A STORY USING WORDS OR PHRASES		98
2	R&V	READ THE FOLLOWING STORY		99
3	L&S	RETELL PARTS OF A STORY		100
4	R&V	READ SIMPLE STORY BOOKS		100
5	R&V	SOUND OUT WORDS USING SOUNDS LEARNT		100
6	LS&C	UNDERSTANDING TENSES		101
7	LS&C	SPELLING		102
8	L&S	PARTICIPATE IN A CONVERSATION ON A FAMILIAR TOPIC	 	102
9	LS&C	ADVERBS		103
10	W&P	UNDERSTAND AND USE SOME ADJECTIVES, SPELL COMMON WORDS CORRECTLY, USING WORDS FROM YOUR PERSONAL DICTIONARY AND USE PUNCTUATION CORRECTLY		104
11	LS&C	SPELLING		105
12	R&V	READ SIMPLE STORY BOOKS AND OWN WRITING		105
13	R&V	RECOGNISE SYLLABLES		106
14	L&S	RETELL PARTS OF A STORY		106
15	R&V	DISTINGUISH BETWEEN DIFFERENT VOWEL SOUNDS		107
16	LS&C	SPELLING		107
17	R&V	READ VISUAL OR GRAPHICAL TEXTS		108
18	W&P	SEQUENCE AND COPY SENTENCES TO MAKE A PARAGRAPH		109
19	W&P	UNDERSTAND HOW SENTENCES CAN BE JOINED		110
20	L&S	MAKE REQUESTS AND UNDERSTAND QUESTION FORMS		110
21	LS&C	HOME LANGUAGE HOMEWORK		111
22	R&V	READ FICTION AND NON-FICTION TEXT INCLUDING VISUAL OR GRAPHICAL TEXTS		112
23	W&P	ANSWER LITERAL QUESTIONS ON VISUAL OR GRAPHICAL TEXT		113






<b>MY PERSONAL DICTIONARY</b>				<b>151</b>
-------------------------------	--	--	--	------------




















# TERM 4

115

1	LS&C	REVISION		116
2	LS&C	SPELLING & PRONUNCIATION REVISION PAGE		117

		<b>Topic: SOCCER</b>		<b>119</b>
1	L&S	UNDERSTAND STORIES USING THE TITLE TO PREDICT WHAT WILL HAPPEN NEXT		119
2	L&S	RETELL PARTS OF A STORY		120
3	L&S	PREDICT WHAT WILL HAPPEN IN PARTICIPATE IN A CONVERSATION ON A FAMILIAR TOPIC		120
4	R&V	RECOGNISE CONSONANT DIAGRAPHS		120
5	R&V	USE SELF-CORRECTING STRATEGIES		121
6	R&V	READ FICTION OR NON-FICTION TEXTS		121
7	R&V	ANSWER LITERAL QUESTIONS ON VISUAL OR GRAPHICAL TEXTS		122
8	W&P	UNDERSTAND HOW SENTENCES CAN BE JOINED		123
9	W&P	WRITE SENTENCES WITHOUT A FRAME (E.G. EXPRESS FEELINGS AND PERSONAL OPINIONS)		123
10	W&P	SEQUENCE AND COPY SENTENCES TO MAKE PARAGRAPH		124
11	LS&C	UNDERSTAND THE PLURAL FORM OF SOME COMMON NOUNS		125
12	LS&C	USE SOME ADVERBS IN THE CORRECT ORDER		126
13	R&V	RECOGNISE MORE COMPLEX WORD FAMILIES		127
14	LS&C	SPELL COMMON WORDS CORRECTLY		127
15	R&V	READ THE FOLLOWING STORY		128
16	LS&C	UNDERSTAND AND USE THE SIMPLE PRESENT, PAST AND FUTURE TENSES		128
17	R&V	BUILD AND SOUND OUT WORDS USING SOUNDS LEARNT		130
18	LS&C	SPELL COMMON WORDS CORRECTLY		131
19	L&S	UNDERSTAND AND USE A VARIETY OF QUESTION FORMS		131
20	W&P	WRITE A SHORT DIALOGUE OR TEXT WITH SUPPORT		132
21	W&P	LET'S HAVE FUN		132

		<b>Topic: HOUSES AND BUILDINGS</b>		<b>133</b>
1	L&S	USE ADJECTIVES		133
2	LS&C	USE PUNCTUATION CORRECTLY		134
3	LS&C	POSSIBILITY AND PROBABILITY		135
4	R&V	READ ALOUD, WITH INCREASING SPEED AND FLUENCY, USING CORRECT PRONUNCIATION AND STRESS AND MAKE USE OF SELF-CORRECTING STRATEGIES		135
5	R&V	RECOGNISE AND USE SOME SUFFIXES		136

6	W&P	HOME LANGUAGE HOMEWORK		137
7	R&V	READ THE FOLLOWING POEM		137
8	R&V	USE SIGHT WORDS AND COMPREHENSION SKILLS TO UNDERSTAND TEXTS		138
9	R&V	READ FICTION OR NON-FICTION TEXTS		139
10	R&V	ANSWER LITERAL QUESTIONS ABOUT NON-FICTION TEXTS		140
11	L&S	DISCUSS AND COMPARE		140
12	R&V	RECOGNISE VOWEL DIAGRAMS		141
13	W&P	LET'S HAVE FUN		142
14	W&P	WRITE SENTENCES WITHOUT A FRAME		143
15	LS&C L&S	UNDERSTAND AND USE SIMPLE PRESENT, PAST AND FUTURE TENSES	 	144
16	W&P	WRITE SENTENCES USING THE GIVEN FRAME		145
17	W&P	SPELLING COMMON WORDS CORRECTLY		146
18	R&V	READ THE FOLLOWING STORY		146
19	L&S	RETELL A STORY		147
20	L&S	DESCRIBE HOW A STORY MADE YOU FEEL		147
21	R&V	READ SIMPLE STORY BOOKS AND OWN WRITING		147
22	R&V	READ STORIES, DIALOGUES AND SIMPLE NON-FICTION TEXTS		148
23	W&P	USE INFORMATION FROM A CHART, GRAPH, DIAGRAM OR PICTURE TO WRITE OR COMPLETE A SHORT TEXT		148

<b>MY PERSONAL DICTIONARY</b>
-------------------------------

<b>151</b>
------------

