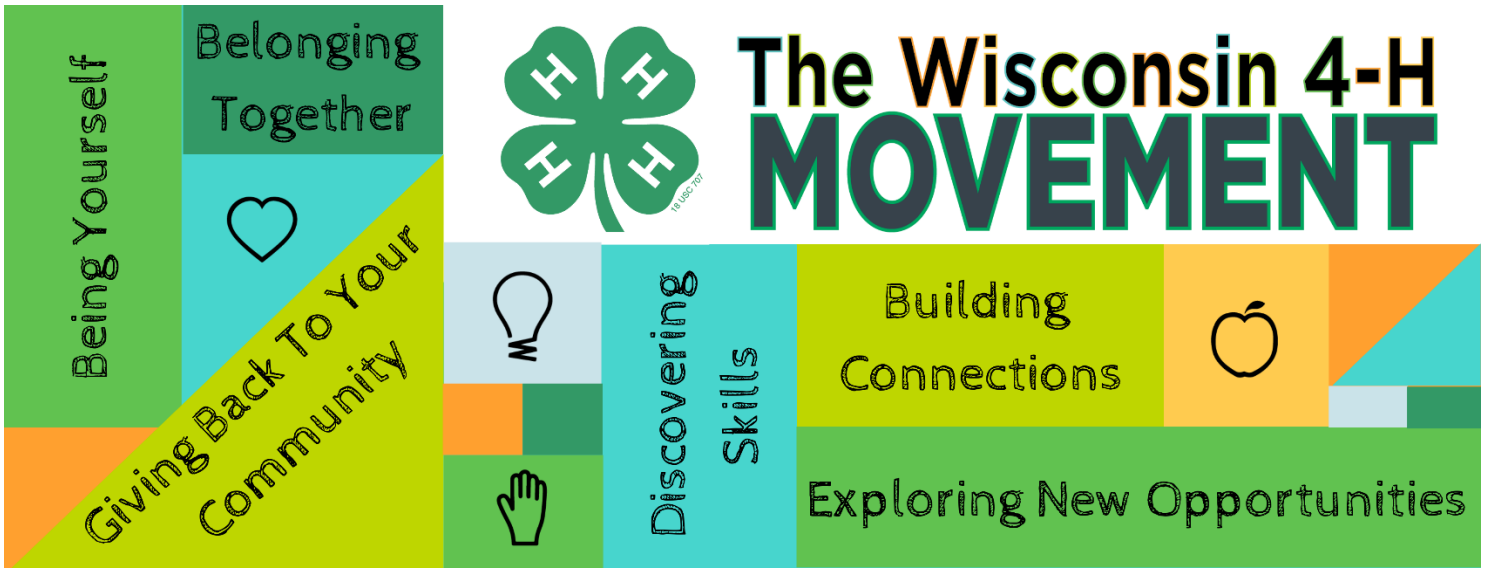


# Sheboygan County 4-H



UW-MADISON EXTENSION

## Enrollment Guide 2021-2022

The University of Wisconsin–Madison does not discriminate in its employment practices and programs and activities on a variety of bases including but not limited to: age, color, disability, national origin, race, or sex. For information on all covered bases, the names of the Title IX and Americans with Disabilities Act Coordinators, and the processes for how to file a complaint alleging discrimination, please contact the [Office of Compliance](#), 361 Bascom Hall, 500 Lincoln Drive, Madison WI 53706, Voice 608-265-6018, (relay calls accepted); Email: [uwcomplianceoffice@wisc.edu](mailto:uwcomplianceoffice@wisc.edu). © 2019 Board of Regents of the University of Wisconsin System.



# 4-H IS A MOVEMENT

4-H empowers young people with the skills to lead for a lifetime. It is a research-based experience that includes youth and adult partnerships, hands-on learning, and meaningful leadership opportunities.

The Wisconsin 4-H program is committed to providing youth development opportunities and promoting positive change for all young people in Wisconsin. The 4-H Movement defines the values of the Wisconsin 4-H program and helps bring together its mission and vision.

In Wisconsin 4-H we value:

- ✿ **Being Yourself:** Find and share your authentic sparks and interests;
- ✿ **Belonging Together:** Recognize, understand, respect, and appreciate each other;
- ✿ **Building Connections:** Grow positive relationships with peers and adults;
- ✿ **Discovering Skills:** Develop skills through hands-on learning to help you succeed and thrive;
- Exploring New Opportunities:** Open the door to new experiences, projects, and places; and **Giving Back to Your Community:** Make meaningful contributions through community service and leadership.



Today, Wisconsin 4-H is calling on members, volunteers, and communities to display their #wi4hmovement values as they work together to *Make the Best, Better*. How do you live out the Wisconsin 4-H Movement? 4-H is open to all youth grades kindergarten (5K) through one year past high school. Learn more about the 4-H program and Join Today! Check out all the great 4-H projects offered in Sheboygan County as you explore this year's 4-H Project Enrollment Guide.

**Sarah Tarjeson**  
4-H Youth Development Educator  
sarah.tarjeson@wisc.edu  
920-459-5915

## Contents

IMPORTANT 4-H TERMS .....	6
GETTING STARTED IN 4-H .....	6
Where do I start? .....	7
What is a 4-H Project? .....	7
How do I select a Project? .....	7
Becoming a 4-H Volunteer .....	8
4-H Online 2.0 Family Enrollment .....	9
Logging in to an Existing 4-H Online Account .....	9
Creating a New 4-H Online Account .....	10
Adding a New Member to the Family .....	11
Youth Member Enrollment .....	12
Adult Volunteer Enrollment .....	15
Volunteer Screening .....	17
Volunteer Training .....	17
Continuing an Enrollment .....	17
4-H PROJECT LISTING .....	18
Cloverbuds .....	18
Exploring .....	18
Animal Sciences .....	18
Dairy Cattle /Dairy managerial .....	18
Beef .....	18
Swine .....	18
Sheep .....	18
Dairy & Pygmy Goats .....	18
Managerial Goat .....	19
Pack Goat .....	19
Harness Goat .....	19
Meat Goat .....	19
Poultry .....	19
Horse & Pony .....	19
Horse-less Horse .....	19
Model Horses .....	19
Clothes Horse .....	19
Rabbits .....	20
Cavies – (Guinea Pigs) .....	20
Dogs .....	20
Veterinary Science .....	20
Llama & Llama Managerial .....	20
Cats .....	20
Arts .....	20
Photography .....	20
Videography .....	21
Communication .....	21
Creative Writing .....	21
Scrapbooking .....	21
Celebrate Art .....	21
Leather Craft .....	21
Stenciling .....	21
Block Printing .....	21
Drawing & Painting .....	21
Ceramics .....	21
Creative Stitchery .....	21
Blacksmithing .....	21
Theater Arts (Drama) .....	21
Clowning .....	22
Puppetry .....	22
Juggling .....	22

Music .....	22
Paper Art/Origami.....	22
Rubber Stamping .....	22
Child Development .....	22
Clothing .....	22
Knitting & Crocheting .....	22
Crocheting .....	22
Knitting .....	22
Foods & Nutrition .....	22
Cake Decorating .....	22
Foods & Nutrition.....	23
Food Preservation.....	23
Home Environment.....	23
Mechanical Sciences .....	23
Model Rocketry .....	23
Radio Controlled Airplanes .....	23
Computers .....	23
Geospatial .....	23
Aerospace (Model Airplanes).....	23
Bicycle .....	23
Legos.....	23
Robotics .....	24
Small Engines.....	24
Scale Model .....	24
Tractors.....	24
Off-Highway Vehicle .....	24
Electricity .....	24
Woodworking .....	24
Natural Sciences.....	24
Exploring Your Environment .....	24
Birds .....	24
Fishing.....	24
Entomology (Insects).....	25
Wildflowers.....	25
Camping .....	25
Backpacking.....	25
Shooting Sports .....	25
Archery.....	25
Air Rifle.....	25
Hunting .....	25
Plant & Soil Sciences .....	25
(Junior Fair Department 14) CORN.....	25
Forage .....	25
Small Grains .....	25
Vegetables .....	25
Flowers & Houseplants.....	26
House Plants .....	26
Plant Crafts .....	26
Flowers.....	26
Self-Determined & .....	26
Youth Leadership .....	26
Self-Determined .....	26
Youth Leadership .....	26
History & Heritage.....	26
Citizenship.....	26
International Programs .....	26
Sheboygan County 4-H Project Leaders.....	27
Sheboygan County 4-H Clubs and Contact Info.....	32

# IMPORTANT 4-H TERMS

**Achievement** – Achievement in 4-H means a member completes all the membership requirements of their 4-H club for the year.

**4-H Camp Riversite** – 4-H Camp Riversite is a 60-acre 4-H camp owned and maintained by the Sheboygan County 4-H Leaders Association. The camp features a ¾ mile self-guided trail, a weatherized cabin, a picnic shelter, a lighted baseball area, and playground equipment.

**Clover Award** – An optional five-level county award program.

**Cloverbud** – Sheboygan County 4-H Cloverbud membership is open to youth in Kindergarten (5K), first and second grade in 4-H clubs offering Cloverbud membership.

**Cloverleaf Crier** – The monthly Sheboygan County 4-H newsletter distributed to every 4-H family. The Cloverleaf Crier gives information about county level 4-H meetings and activities offered to 4-H members, leaders, and parents.

**Club Rules/Bylaws** – Most 4-H clubs have a set of written rules for the operation of the club. Each member should become familiar with the club's rules early in the year.

**4-H Enrollment** – An online process each member completes at the beginning of the 4-H year to join a 4-H club. The individual 4-H projects the member selects for the year are chosen at this time.

**Exploring Project** – An individual 4-H project recommended as a beginning 4-H project. The 4-H member can “explore” other 4-H projects and activities during the year to learn more about 4-H.

**Fair Booklet** – The online booklet which lists the Sheboygan County Fair entry classes and rules for entry. A new booklet is available online at [shebcofair.com](http://shebcofair.com) and is published annually.

**4-H Membership** – Young people in Kindergarten through one year after high school are eligible to join 4-H. Some events require grade limits.

**4-H Year** – A new 4-H program year starts on October 1<sup>st</sup> and ends on September 30<sup>th</sup> the following year. Individual 4-H club's year may vary slightly. The 4-H fiscal year is July 1 – June 30.

**Graduation from 4-H** – Graduating from 4-H signifies that a member has successfully completed their career as a 4-H member. Most 4-Hers graduate following their High School graduation. Optional graduation can extend one year beyond high school graduation.

**Record Books** – The record book is a complete record of the member's activities for the current 4-H year. All 4-H activities should be entered in the Record Book. Each member will hand in their record book to their club's general leader(s) at the end of the year according to the club's policy.

**Extension** – University of Wisconsin-Madison Division of Extension. This abbreviation is often used in announcing meetings that take place at the Extension Office, 5 University Drive, Sheboygan, WI. 4-H is the youth education program of *University of Wisconsin-Madison Division of Extension*.

**Project Literature** – 4-H Member and Leader Guides, written by University Specialists, serve as suggestion for areas of study in 4-H projects. Available for purchase at [shop4-h.org](http://shop4-h.org) or [learningstore.uwex.edu](http://learningstore.uwex.edu).

## **Where do I start?**

- ✿ **Select a 4-H club to join!** Take a look at the [4-H Club Meeting & Locations](#) in this Enrollment Guide!
- ✿ **Call the club's contact person** and find out a little more about the club and its members. Most 4-H members join in the fall, but new members can be accepted at any time!
- ✿ **Check out the projects** available in Sheboygan County 4-H. Our [Enrollment Guide 2021-2022](#) will help you select your projects, get ready to discover and learn through 4-H!
- ✿ **Enroll Online!** Check out how to make a profile and enroll in 4-H Online 2.0 using this guide.

## **What is a 4-H Project?**

A 4-H project is an area that you want to learn more about during the year. There are projects on just about any topic you would like to study and explore, from art to woodworking, from computers to rabbits, from clothing to small engines.

## **How do I select a Project?**

Projects are just one tool that the 4-H Youth Development Program uses to teach the communities of youth across America citizenship, leadership and life skills!

1. Make a list of the things you like to do or learn more about. Talk over your list with your parents, leaders and friends. They may recognize some special things you are good at that you don't realize you do well.
  2. Compare your list with the projects described in this guide. Ask yourself if you have the equipment, money and time to do the projects that sound interesting.
  3. As you decide which projects to enroll in, take into consideration who will help you learn and grow in your project. Does your club have a leader? Are there county-wide leaders and project meetings? Does your grandma or grandpa want to help you? Are you going to self-explore and learn? If you need help finding a leader, please contact the Extension office and we will provide you with a list of possible leaders for the project/s that interest you!
  4. 4HOnline profile! Starting in the beginning of September, you will be able to enroll online at [wi.4honline.com](http://wi.4honline.com). NEW FAMILIES will need to set up an online profile. Simply follow the steps provided on the main page or refer to pages 6-10 in this guide. Returning families will need to use same email and password as last year. You can log on to edit your contact information and project selections at any time through March 1<sup>st</sup> for animal projects and shooting sports or May 1<sup>st</sup> for all other projects.
  5. Some projects have more than one level. If you've had a lot of experience in an area, you may want to skip the first or beginning level of a project. If you have been involved in the project for some time you may want to consider enrolling as a youth leader in that project. If you'd like to exhibit as a youth leader at the Sheboygan County Fair, be sure to also enroll in the Youth Leadership Project.
- \*If this is your first year in 4-H, concentrate on doing only two or three projects well. Usually you can spend more than one year in a project unit because there are enough ideas there to span two or three years.
6. Please note – Some Projects require enrollment in the 'Self-Determined' project in addition to the specified project in order to exhibit at the Sheboygan County Fair. Please use this guide to determine which projects include this requirement.

## Becoming a 4-H Volunteer

If you're a 4-H adult leader you will also be able to enroll each year using 4HOnline. Simply set up a profile much like a new member and enroll as a leader under the appropriate projects or categories. If you are not a project leader you may select from the following options in the dropdown menu:

- Adult Advisor to other leaders
- Assistant Organizational (Asst General Leader)
- Board Member (Leaders Exec Board)
- Club Activity Leader
- Club Enrollment Leader
- Co-Organizational (Co-General Leader)
- Countywide Activity Leader
- Key Leader
- Organizational leader (General Leader)
- Parent Advisory Board Member

Volunteers extend the resources of Extension as they work with staff to deliver educational programs. Volunteering is a privilege. Therefore, once you have completed enrollment in 4HOnline, there are a few more steps to go through before 4-H volunteer leader status can be approved.

All adult volunteers 18 and older are *required* to complete the [Wisconsin 4-H Youth Protection program](#), which includes each of the following four steps:

- 1) When you enrolled in 4-H Online you agreed to adhere to some important volunteer expectations. As long as you are a volunteer with Extension and the 4-H Youth Development program you will be asked to enroll and annually sign the **Extension Volunteer Behavior Expectations** or ([Spanish version here](#)).
- 2) In accordance with Board of Regents and Extension policy, we are required to conduct a national criminal background check for employees and volunteers holding a “position of trust with access to vulnerable populations” upon initial enrollment and every four years. This is the second step in the volunteer application process. After enrolling in 4-H Online, you will see the following instructions:
  - Within 15 days of submitting your enrollment, you will receive an email from GIS (General Information Services, Inc.) to request information from you to conduct a background check. Check with your county office if you have not received the email.
  - GIS is the vendor chosen to do the criminal background checks for Extension employees and volunteers.
  - The background checks are done on a national and state level.
  - The subject line of the email should read **“Action needed in connection with your current volunteer status with University of Wisconsin-Madison Division of Extension.”**
    - Please check your junk email folder periodically. **Be assured the GIS website is a secure, encrypted site. Please respond within 5 days to the request from GIS.** Thank you again for watching for this e-mail, following these instructions will complete the second step to becoming a 4-H Volunteer Leader!
- 3) The third step is participation the face-to-face Volunteer in Preparation (VIP) training with one of our staff. These training opportunities are offered at least quarterly. Please check the Sheboygan County 4-H Google calendar for opportunities for this training. All trainings will be held at the offices of Extension Sheboygan County. Otherwise please connect with Extension staff and a time can be set up for you to do the VIP training with our staff one-on-one. You can learn more about what is involved in this training here: [fyi.uwex.edu/wi4hvolunteers/volunteers-in-preparation](http://fyi.uwex.edu/wi4hvolunteers/volunteers-in-preparation)



- 4) The final step you need is to take the online Mandated Reporter Training. Mandated reporters are those persons who have been identified as being in a position, because of the work they do, to see children who have been abused or neglected, or children who are in danger of being abused or neglected. This training is now accessed through your profile in 4-H Online. Here is a link with detailed instructions for completing the **Mandated Reporter Training:**  
[fyi.uwex.edu/wi4hvolunteers/youthprotection/](https://fyi.uwex.edu/wi4hvolunteers/youthprotection/)

Until all of the above four steps are completed you will not be considered a 4-H volunteer leader and you will not be covered under our accident or liability insurance.

# 4-H Online 2.0 Family Enrollment

Whether you are a new or returning family\*, this guide will help you through enrolling in Wisconsin 4-H. Please read this page for a summary of the steps needed to enroll.

**If you are a new family**, start with *Creating a New 4-H Online Account* on page 3. After you create your login account, you will be prompted to *Add a New Member to the Family* right away. To add additional family members, click on the *Add Member* button on your family member list screen.

**If you are a returning family**, start with *Logging in to an Existing 4-H Online Account* on page 2. To re-enroll any existing adult or youth member, click on the *Enroll Now* link for the member on your family member list screen. Instructions for re-enrolling a youth start on page 7 and instructions for adults on page 11.

\* Family can be a household or a recognized outside group (classroom, partner organization, etc.).

## LOGGING IN TO AN EXISTING 4-H ONLINE ACCOUNT

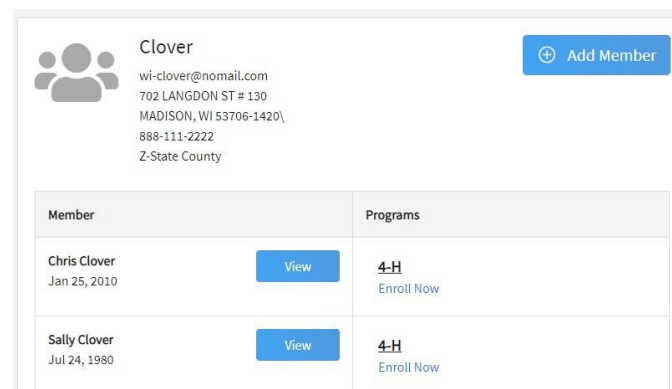
1. If you have an account in 4-H Online, go to <http://wi.4honline.com>.
2. Enter your email address and password.
3. Click Sign-In

If you have forgotten your password, click “Reset Password?” to receive an email with a link to set a new password.



4. You will be at the Family Member List Screen.
5. To re-enroll a youth member, click on *Enroll Now* and skip to *Youth Member Enrollment* on page 7.
6. To re-enroll an Adult member, click on *Enroll Now* and skip to *Adult Enrollment* on page 11.

7. To add a new youth or adult member, click on the *Add Member* button and skip to *Adding a New Member to the Family* on page 5.

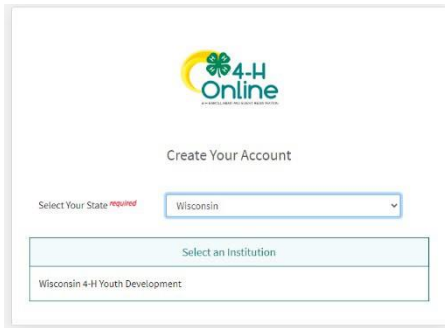


Member	Programs
Chris Clover Jan 25, 2010	4-H Enroll Now
Sally Clover Jul 24, 1980	4-H Enroll Now

## CREATING A NEW 4-H ONLINE ACCOUNT

1. Go to <http://wi.4honline.com>.
2. Click “Don’t have an account?” if you have never enrolled in 4-H before using 4-H Online.

**NOTE:** If you had an account in 4-H Online before, start at Logging in to an Existing 4-H Online Account on page 2.



3. Select Wisconsin from the drop-down menu and then select Wisconsin 4-H Youth Development.

4. Choose your county from the drop-down menu.

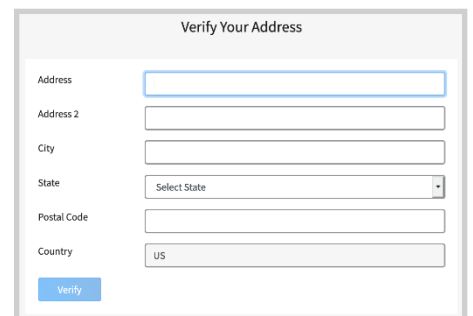


5. Complete your family’s information



6. Click the Create Account button

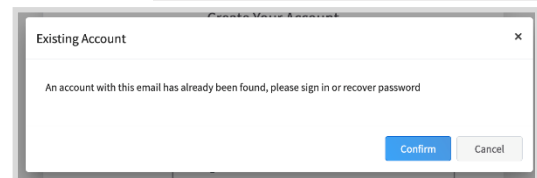
7. Enter your family’s address information.



8. Click the Verify button.

**NOTE:** The verification process may require you to select an appropriate USPS format.

If you create a new account and an existing account is found, click the Confirm button and continue to Logging in with an Existing 4-H Online Account on page 2.



## ADDING A NEW MEMBER TO THE FAMILY


1. Click on 4-H.
2. Click the Next button.
3. Enter the member's information.
4. Click the Next button.

*NOTE: fields marked with a red **required** are required fields and must be completed.*

5. Complete the “About You”, “Demographics”, and “Emergency Contact” sections with the requested information.
6. Click the Next button.

7. Select your method of participation. If you intend to enroll in a club, select the New or Returning Member or Volunteer. If you just want to register for an event, select to participate but NOT join 4-H at this time.
8. Click the Finish button.

- ✿ *If you have selected that you will be participating as a New or Returning 4-H Club Member, continue to step 3 of Youth Member Enrollment on the next page.*
- ✿ *If you are participating as an Adult Volunteer, continue to the Adult Volunteer Enrollment.*
- ✿ *If you have selected that you will be participating, but not as a Club Member or Volunteer, your record is complete. You may register for events that are available to participants.*
- ✿ *If you would like to enroll as a Club Member or Volunteer at any time, click “Enroll Now” from the Member List and continue to Youth Member Enrollment or Adult Volunteer Enrollment*



**Clover**  
wi-clover@nomail.com  
702 LANGDON ST # 130  
MADISON, WI 53706-1420  
888-111-2222  
Z-State County

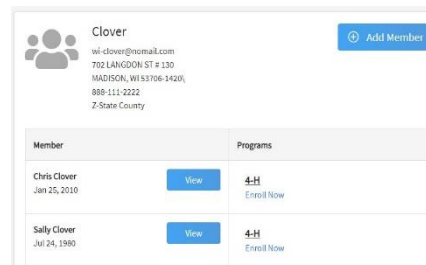
Add Member

Member		Programs
Chris Clover Jan 25, 2010	<span style="background-color: #007bff; color: white; padding: 2px 5px; border-radius: 3px;">View</span>	<b>4-H</b> Enroll Now
Sally Clover Jul 24, 1980	<span style="background-color: #007bff; color: white; padding: 2px 5px; border-radius: 3px;">View</span>	<b>4-H</b> Enroll Now

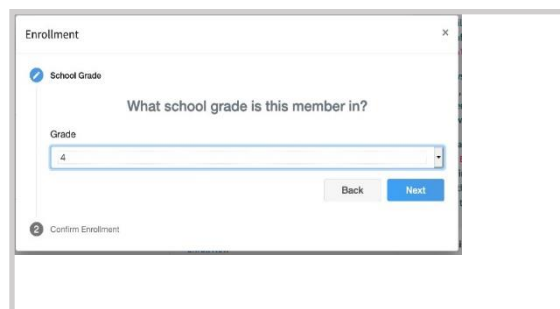
## YOUTH MEMBER ENROLLMENT

If you are returning to 4-H, your member record will be listed on the family Member List. Click “Enroll Now”.

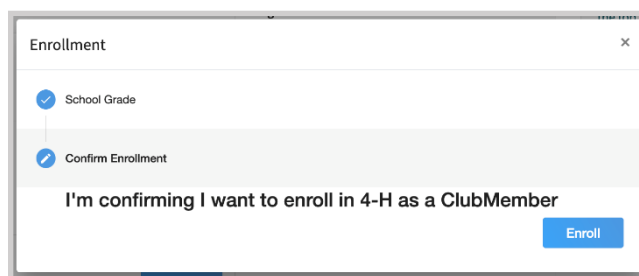
If you are a new member and your name is not yet listed, click “Add Member” and follow the steps for “Adding a New Member to the Family” on page 5, then continue to Step 1 below.



1. Select the member’s Grade and click Next.



2. Select to Confirm that you would like to enroll as a Club Member



3. Click the Select Clubs button

4.

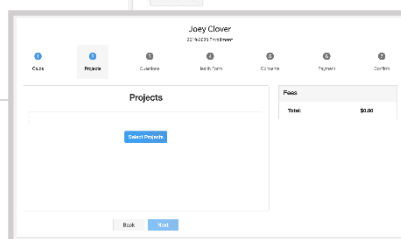
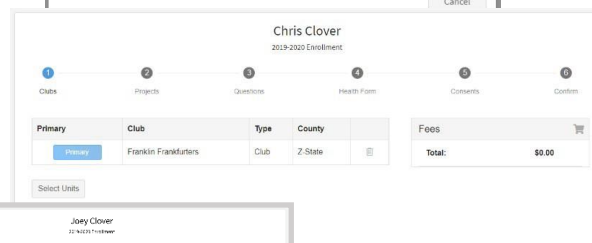
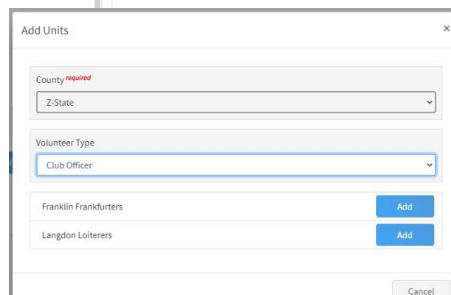
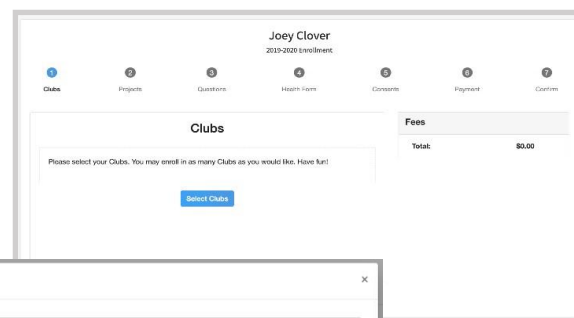
5. If you are a club officer, select that from the Volunteer Typebox.

6. Click Add next to the Club you would like to join.

7. Repeat steps 3-5 to add all of the Clubs in which you would like to participate.

8. If you have enrolled in more than one club, be sure the Primary club is marked correctly. If not, click the Change to Primary button to mark a different Club as your Primary Club

9. Click the trash can icon to remove a club from the list.



10. Once all of your Clubs are added, click Next at the bottom of the screen.
11. Click Select Projects
12. Select the Club with which you want your project to be associated
13. Scroll until you find the Project that you will be enrolling in. Use the Project Filter to search the list
14. Click the Add button next to the project you want to add to the member's enrollment
15. If you are a youth leader in the project, select that from the Youth Volunteer Type dropdown box.
16. Click the Add button.
17. Repeat steps 10-15 for each project in which you would like to participate.

**NOTE:** Some projects may have Consents that are required in order to participate. You will be prompted to enter the required signatures and accept the Consents after you click "Add".

18. Click the trash can icon to remove any projects.
19. Click the Next button once all the member's projects have been added.

20. Click "Show Questions".
21. Complete the enrollment questions. Some of the questions will be completed for you based on what you entered when you created your record.

**NOTE:** Any questions with a red **required** are required.

22. Click the Next button at the bottom of the screen when you are finished.

- 23. Click “Show Health Form”.
- 24. During enrollment, you will be asked to complete the basic Health form fields and Consents.
- 25. Click the Next button at the bottom of the screen when you are done.

- 26. Click on “Show Consents”.
- 27. Complete any Consents required.
- 28. Click the Next button at the bottom of the page when you are finished.
- 29. Click on Next.
- 30. Review the enrollment information.
- 31. Once you have verified that the clubs and projects are listed correctly, click the Submit button.

***Congratulations, your enrollment is complete!***

***You will receive an email to let you know your enrollment has been submitted. You will receive another email when your County Extension office has approved your enrollment. You may view the enrollment status on the Member List.***

Chris Clover Jan 25, 2010	<a href="#">View</a>	<b>4-H</b> ClubMember - Awaiting Review Enrollment Submitted
------------------------------	----------------------	--

## ADULT VOLUNTEER ENROLLMENT

If you are returning to 4-H, your Volunteer record will be listed on the family Member List. Click “Enroll Now” under the Program in which you would like to enroll.

If you are a new volunteer and your name is not yet listed, click “Add Member” and follow the steps for “Adding a New Member to the Family” on page 5, then continue to Step 1 below.

1. Click Select Volunteer Types to indicate how you are planning to participate in the program throughout the year. *At least one Volunteer Type is required during the enrollment process. You may add additional Volunteer Types later, if needed.*

2. Select a Volunteer Type
  - a. Program Volunteer
    - i. Adult Advisor / Chaperone
    - ii. County Activity Leader
    - iii. County Committee Member
  - b. Club Volunteer
    - i. Club Activity Leader
    - ii. Club Enrollment Coordinator
    - iii. Club Leader
    - iv. Club Project Leader
  - c. Project Volunteer
    - i. County Project Committee
    - ii. Key Leader
    - iii. Project Leader
    - iv. Resource Leader

3. Click Add next to your Volunteer Type Role  
*NOTE: If you are a Project Leader for a specific Club, you will need to select a Club Volunteer Type and a Project Volunteer Type*

*Some Volunteer Types require additional Consent forms. If additional Consent is required, you will be prompted to sign the Consent before the Volunteer Type will be added to your Record.*

4. Repeat steps 1-4 for each Volunteer type that you would like to participate as
5. Click the small trash can icon to remove any Volunteer Types
6. Click Next.

7. If you have selected a Club Volunteer Type, click “Select Clubs” to choose the Clubs with which you would like to Volunteer.



**NOTE:** If you did not select a Club Volunteer Type, you will not see this screen.

8. Select the Volunteer Role that corresponds with the Club in which you would like to participate
9. Click Add next to the Club
10. Repeat steps 8-10 for each Club in which you would like to participate

11. If you have selected to participate as a Project leader, you will be prompted to select a Project. Click Select Projects

**NOTE:** If you did not select a Project Volunteer Type, you will not see this screen.

12. Select Club if you are a project leader for a specific Club, and select the Club.
13. If you are a Project Volunteer for the entire County associated with your Family Profile, select County
14. Scroll until you find the Project that you will be working with. Use the Project Filter to search the list
15. Click Add next to the Project that you will be working with.
16. Select the Project Volunteer Type that best describes your involvement and click on the Add button.

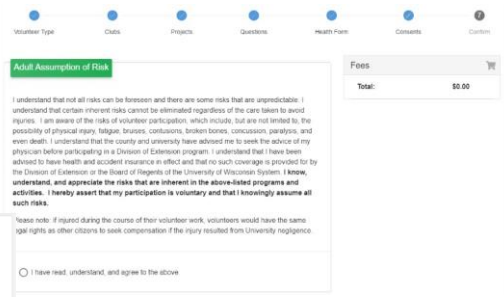
*Some projects require additional Consents in order to participate. If an additional Consent is needed, you will be prompted to enter your signature and acceptance before the Project will be added to your record.*

17. Click Show Questions
  18. Complete the Questions section
  19. When you are finished, click the Next button
- NOTE:** Any questions with a red **required** are required

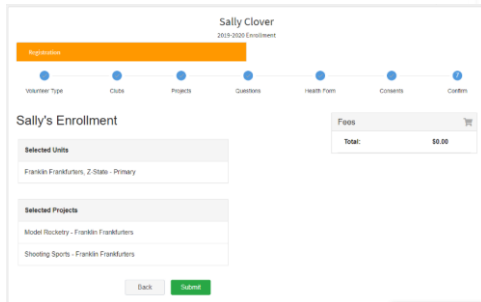
20. Click "Show Health Form".
21. During enrollment, you will be asked

to complete the Basic Health Form fields and Consent.

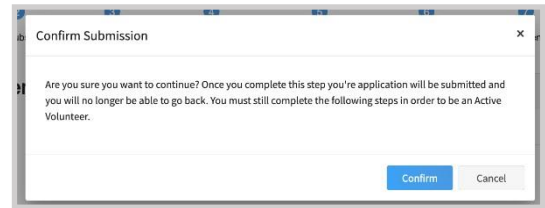
- 22. Click the Next button at the bottom of the screen when you are done.
- 23. Complete the required Consents
- 24. Click Next at the bottom of the page.



- 25. Click Submit



- 26. Additional steps (Screening and Training) are required for Adult Volunteers. Click Confirm to continue to any additional steps.

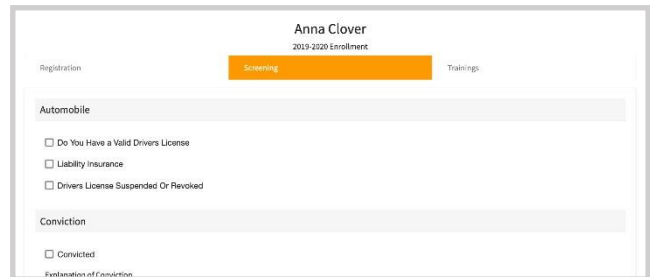


*The additional steps may be completed at any time and in any order*

### VOLUNTEER SCREENING

Every adult volunteer is screened (criminal background check) upon initial enrollment and every four years thereafter. If you see the screening page, you need to be screened this year. Complete the screening form and associated Consent

Click Continue to Submit your screening approval.




Within a week you will receive an email from HireRight with a link to complete the screening process.

### VOLUNTEER TRAINING

If you have not completed your Volunteer training, you will see a Training tab.

Click the title of the training to select a lesson.

Click on the lesson title to open the lesson and begin the training



### CONTINUING AN ENROLLMENT

To continue an enrollment that has been started or to complete additional Volunteer enrollment steps, click on the Member List link in the upper left corner.

Then click the link to Continue the Enrollment or to continue a step in the Volunteer Enrollment process.

# 4-H PROJECT LISTING

■ Literature Available ● No Literature  
\* County-wide Meetings

## CLOVERBUDS

(Junior Fair Department 17, Class A)

The Cloverbud Project is an educational program for youth in kindergarten, first and second grade, focused on building self-confidence and creativity. It is an opportunity for youth to discover 4-H through experiences in animal sciences, communication and visual arts, home economics, mechanical sciences, environmental education, personal growth and much, much more. Youth have an opportunity to choose from fun activities such as meet my pet, create a critter, sketching skills, flag fun, puppets with pizzazz, snack attack, smart shopping, bike driving skills test, birds I have seen, trees are tremendous, my family tree, a walk in my neighborhood, make a terrarium, my cut of soil, chemistry, cake, my weather log and more. ■ \*

## EXPLORING

(Junior Fair Department 17, Class B)

The Exploring Project is an experience of discovery for **first and second year** 4-H members in grade 3 and older. Exploring members sample a wide variety of projects offered in 4-H. Projects include nature, foods, pets, sewing, arts and crafts, plus many more. The Sheboygan County 4-H Exploring Guide will help you learn more about yourself, being a 4-H member, your community and the people in it, and your environment. ■



## Animal Sciences

### DAIRY CATTLE /DAIRY MANAGERIAL

(Junior Fair Department 1)

Learn how to select, feed, manage, breed, fit, show, evaluate and market a dairy animal. Age and experience of the member will determine the nature of the project. Activities include identifying dairy breeds, keeping a cow healthy and safe, exploring the needs of dairy animals, learning about dairy organizations, attending a dairy farm tour, packaging a dairy product, exploring careers in the dairy industry, teaching others about dairy products and dealing with animal waste. **\*\*Mandatory county wide meeting attendance**

required in order to exhibit at the fair. See project handbook for details. ■ \*

### BEEF

(Junior Fair Department 2)

Learn how to select, feed, manage, breed, fit, show, evaluate and market a beef animal. Age and experience will determine the nature of the project. Activities include identifying beef breeds, fitting and showing beef, keeping beef cattle safe and healthy, learning about beef disease, managing and feeding beef, exploring careers related to beef, and much more. **\*\*Mandatory county wide meeting attendance required in order to exhibit at the fair. See project handbook for details. ■ \***

### SWINE

(Junior Fair Department 3)

Learn how to select, feed, manage, breed, fit, show, evaluate and market hogs. Age and experience of the member will determine the nature of the project. Activities include identifying swine breeds, fitting and showing swine, keeping swine safe and healthy, learning about swine diseases, managing a swine breeding operation, exploring careers related to swine, and much more. **\*\*Mandatory county wide meeting attendance required in order to exhibit at the fair. See project handbook for details. ■ \***

### SHEEP

(Junior Fair Department 4)

Learn how to select, feed, manage, breed, fit and show, evaluate, and market sheep. Age and experience of member will determine the nature of the project. Choose from many different breeds and types of sheep to show at the County Fair! **\*\*Mandatory county wide meeting attendance required in order to exhibit at the fair. See project handbook for details. ■ \***



### DAIRY & PYGMY GOATS

(All Goat Related projects -Junior Fair Department 5)

Learn how to select, feed, manage, fit, show and evaluate a goat. Age and experience will determine the nature of the project. Activities include; selecting a goat, keeping a goat healthy and safe, judging goats, preparing for baby goats, selecting a goat breeding system, and building a goat glossary. **\*\*Mandatory**

county wide meeting attendance required in order to exhibit at the fair. See project handbook for details. ■ ✨

## MANAGERIAL GOAT

Learn about goats without owning one in this project. Have an opportunity to work with and care for someone else's goat. Participate in programs where you will have contact with goats. Attend and/or participate in goat shows. Learn from those who raise goats and know lots about them. **\*\*Mandatory county wide meeting attendance required in order to exhibit at the fair. See project handbook for details. AS A MANAGERIAL MEMBER IN THE GOAT PROJECT, YOU MAY SHOW ONLY ONE ANIMAL AT THE FAIR UNLESS YOU HAVE A DAM AND DAUGHTER ■ ✨**

## PACK GOAT

Members in this project must also be enrolled in either 20151 or 20152 to participate in this project. Members will learn what equipment is needed and how to train a goat with a pack. **\*\*Mandatory county wide meeting attendance required in order to exhibit at the fair. See project handbook for details. ■ ✨**

## HARNESS GOAT

Members enrolling in this project must be enrolled in either 20151 or 20152 to participate in this project. Member will learn what equipment is needed for harnessing a goat and how to train the goat. **\*\*Mandatory county wide meeting attendance required in order to exhibit at the fair. See project handbook for details. ■ ✨**

## MEAT GOAT

Learn how to select, feed, manage, fit, show and evaluate a goat. Age and experience will determine the nature of the project. Activities include; selecting a goat, keeping a goat healthy and safe, judging goats, preparing for baby goats, selecting a goat breeding system, and building a goat glossary. **\*\*Mandatory county wide meeting attendance required in order to exhibit at the fair. See project handbook for details. ■ ✨**

## POULTRY

*(Junior Fair Department 7)*

Learn about breeds, selection, brooding, raising, and management of chickens, bantams, pigeons, ducks, geese, and turkeys. You will also discover how to train,

fit and show waterfowl. **\*\*Mandatory county wide meeting attendance required in order to exhibit at the fair. See project handbook for details. ■ ✨**

## HORSE & PONY

*(All Horse & Pony Related Projects – Junior Fair Dept 6)*  
This project is for the regular or managerial members who are the primary care giver of a horse. The member or member's family owns the horse and/or the member has agreed to manage someone else's horse for the duration of the 4-H year. Members will learn about breeds, care, grooming, showing, training, safety, nutrition, behavior, and health. **\*\*Mandatory county wide meeting attendance required in order to exhibit at the fair. See project handbook for details. ■ ✨**

## HORSE-LESS HORSE

This project is for the member who does not own a horse and is not the primary care giver of a horse. If enrolled, you may be paired with another member and work with their 4-H identified horse. Members learn about breeds, care, grooming, showing, training, safety, nutrition, behavior and health and are able to participate in programs where they have contact with horses. (If you think you may buy a horse during the project year you may want to enroll in both 20301 and 20306. Watch your project handbook for separate deadlines.) **\*\*Mandatory county wide meeting attendance required in order to exhibit at the fair. See project handbook for details. ■ ✨**

## MODEL HORSES

Model Horse is a great project for any youth who may not own or be able to show live horses or would like to learn more about showing their horse. Members who participate in this project will learn about breeds and colors of horses, horse equipment, performance classes, and horse shows in general. ●

## CLOTHES HORSE

Designed specifically for the horse lover, this project will help you learn to make your own riding apparel and horse equipment. Learn about material selection and care. This project also includes woodworking, leather, and craft items that are horse related. ■

influences on animal health and veterinary medicine as a career. ■

## RABBITS

(Junior Fair Department 8)

Learn how to select, feed, manage, fit, show and evaluate a rabbit. Age and experience of the member will determine the nature of the project. Activities include identifying rabbit breeds, learning how to handle and show a rabbit, learning about rabbit genetics and breeding, conducting a rabbit skill-a-thon, planning rabbit housing and care, planning and making a rabbit nest box, showing rabbits, exploring careers related to rabbits and much more. **\*\*Mandatory county wide meeting attendance required in order to exhibit at the fair. See project handbook for details.**

■ \*

## CAVIES – (GUINEA PIGS)

(Junior Fair Department 8)

Learn how to raise, feed, and care for your guinea pig. Learn about guinea pig breeds and breed characteristics. Take your pet to a show. **\*\*Mandatory county wide meeting attendance required in order to exhibit at the fair. See project handbook for details.**

■ \*

## DOGS

(Junior Fair Department 9)

Learn how to select, feed, manage, fit, show and evaluate a dog. Age and experience of the member will determine the nature of the project. Activities include dog breed identification, selecting a pet dog, evaluating and solving a dog's behavior problems, teaching your dog commands, teaching your dog showmanship, socializing your dog, identifying reasons for neutering and spaying dogs, picking the best food for your dog, and much more. **\*\*Mandatory county wide meeting attendance required in order to exhibit at the fair. See project handbook for details.**



## VETERINARY SCIENCE

(Junior Fair Department 10)

Learn how to recognize a normal, healthy animal from its attitude, behavior and appearance. You will learn how to take the temperature and pulse of an animal, about the causes and effects of various animal diseases, nutrition, disease prevention, environmental

## LLAMA & LLAMA MANAGERIAL

(Junior Fair Department 11)

Learn about the history of llamas, basic llama care, showing, training, safety, nutrition, behavior, anatomy and health. Learn how we use the fiber from llama to felt clothing. Don't have a llama? The llama managerial project allows youth without llamas to be matched with a farm giving the youth an opportunity to learn about and show a llama during the year. **\*\*Mandatory county wide meeting attendance required in order to exhibit at the fair. See project handbook for details.**

■ \*

## CATS

(Junior Fair Department 13)



Learn how to select, feed, manage, fit, show and evaluate a cat. Age and experience of the member will determine the nature of the project. Activities include cat breed identification, holding and grooming a cat, training your cat, keeping a cat healthy, preparing for a new litter of kittens, caring for an elderly cat, helping other youth interested in cats, exploring careers related to cats, discussing animal welfare and rights, and much more. **\*\*Mandatory county wide meeting attendance required in order to exhibit at the fair. See project handbook for details.**

## Arts

(All Related Arts - Junior Fair Department 18)

\*Please be sure to enroll in all interested Arts Projects. Check last year's Exhibitor page for specific project entry categories on the Fair website.\*



## PHOTOGRAPHY

(All Related Photography Projects – Junior Fair Department 20)

This project will show you how to care for your camera and select the correct film, as well as helping you to develop skill in the areas of composition, lighting and special effects. As you progress with the project, you will become more able to control and adjust exposure, sharpness and shutter speeds. Finally, darkroom techniques and arrangement of finished photographs will be covered. ■ \*

## VIDEOGRAPHY

“Motion” pictures are what you see on TV screens. Whether your camera uses videotape or movie film, the same techniques apply. In this project learn storytelling, editing, planning, lighting, camera handling, making titles, recording sound, as well as showing and reviewing your production. ■



## COMMUNICATION

In this new 4-H project you'll learn communication skills that will help you get along better with others, make friends and resolve conflicts. Improve your listening skills as you interview family members and older adults in your community. ■

## CREATIVE WRITING

Explore the importance of language and creative expression. Enjoy fun ideas, tips, and special projects to stimulate your creativity and self-expression in this new 4-H project. Join a discussion group as you enrich your life-long joy of book reading. ■

## SCRAPBOOKING

Explore the fastest growing hobby. Record your memories through photos, writing, and memorabilia. Supplies, cropping your photos, page design and much more can be explored. ●

## CELEBRATE ART

This project serves as an introduction to the arts and crafts areas not listed elsewhere in the guide. Projects might include macramé, stain glass, wood burning, sculpture, metal enameling, candle making, tie dying as well as others. The limits of this project are the limits of your imagination. ■

## LEATHER CRAFT

This project focuses on the characteristics and use of leather, use of the tools and equipment, making patterns, original designs, and leather craft techniques. ■

## STENCILING

Learn how to use pre-cut stencils as well as how to design and cut stencils from different materials. You will then be able to print these designs on a variety of materials, creating your own original designs. ■

## BLOCK PRINTING

Learn how to use blocks as well as how to design and cut blocks from different materials. You will then be able to print these designs on a variety of materials creating your own original designs. ■

## DRAWING & PAINTING

Topics include drawing with pencil, chalk, crayon, pen and ink as well as painting with watercolor, poster paint, oil and acrylics. You will learn about the use of blending and shading, drawing from nature and surface rubbings in drawing in addition to using the brush, colors, tints, shades, and textures in painting. Finally, designing, matting and framing pictures will be covered. ■

## CERAMICS

In this project, you will learn how to choose preformed greenware or sculpt an original design. In addition, you will learn about painting a ceramic project, applying a decal and firing. ■

## CREATIVE STITCHERY

Work from a pattern or create your own original design in this project. Learn techniques of embroidery, crewel or cross stitch as well as how to choose fabric, thread and other materials. ●

## BLACKSMITHING

This is a basic introduction to Artisan Blacksmithing and metal work. **There is a 7<sup>th</sup> grade minimum age limit for this project.** Focus is on education and creating a fair project during a one day working session. Youth will be exposed to hot forging, cold forming and copper work. Parent supervision and project documentation are mandatory. Welding will be allowed only after completion of an approved welding course. **\*\*Mandatory county wide meeting attendance required in order to exhibit at the fair. See project handbook for details.** ● ✱

## THEATER ARTS (DRAMA)

Learn about theatre techniques, acting, makeup, costumes, sets, writing a script, planning a theater game, story dramatization and group improvisation. Attend or participate in the county festival. ■

## CLOWNING

Discover the history of clowning while you develop your own clown character, complete with makeup and costume. Study some of the most famous clown acts appearing in circuses today. Create some clown props such as slapsticks, toys and musical instruments. **(Fair Exhibits will be entered under Theater Arts)** ●

## PUPPETRY

There are many kinds of puppets, from marionettes to stick puppets. In this project you can learn how to create a puppet stage, make puppets from socks, boxes, paper bags and other common objects, manipulate a puppet to show action, and write your own puppetry script. **(Fair Exhibits will be entered under Theater Arts)** ●

## JUGGLING

The ultimate “learn-by-doing” project! Discover the basics of keeping 3 or more objects in the air at the same time. Attend or participate in several countywide juggling workshops. **(Fair Exhibits will be entered under Theater Arts)** ●

## MUSIC

In this project members can explore their love of music. Using their instrumental or vocal abilities alone or in a group, learn about a musical production and compose your own music. Attend or participate in a music festival. ●

## PAPER ART/ORIGAMI

Explore the ancient Asian art form of paper folding called origami. Get creative and see what you can make! ■



## RUBBER STAMPING

Are you creative? Do you like making your own note cards, holiday cards, gift tags and stationery? If so, then the rubber stamping project is for you! Learn how to use dye inks, pigment inks, markers, watercolor pencils, chalks, paints, embossing powders and more to create beautiful items for you and your home. From traditional stamping to techniques such as brush markers, omitting, color book, puffing, masking, embossing, and more, there is something for the creative you in this project. ●

# Child Development

*(Junior Fair Department 29)*

In this project members will learn about themselves and younger children. They will develop and practice baby-sitting skills, try fun activities that can be used for babysitting, and improve the quality of care members give to younger children. Participate in a baby-sitter training course, or help younger members in your club; explore how and why children develop the way they do. ■

## Clothing

*(Junior Fair Department 27)*

In this project you will learn basic clothing construction and sewing techniques. As you progress you will enhance your sewing skills beyond the basics and begin to select construction techniques you would like to learn and projects you would like to make. ■



## Knitting & Crocheting

*(Junior Fair Department 26)*

### CROCHETING

Discover what to consider when buying yarn, crochet thread, and crochet equipment. Learn crocheting, finishing techniques and how to care for crocheted items. ■

### KNITTING

Find out what to consider when buying yarn and knitting equipment. Learn knitting and finishing techniques, as well as how to correct errors and care for your knitted items. ■



## Foods & Nutrition

*(All Foods and Nutrition related Projects- Junior Fair Department 25)*

### CAKE DECORATING

Learn how to choose and use cake-decorating tools, make frosting, apply decorating techniques, work from a pattern or make your own design.

## FOODS & NUTRITION

There are many, many things one can learn and do in this project. Youth can learn what's good to eat and how to fix foods, such as, pizza pockets, microwave stuffed potatoes, muffins, and pancakes. Members learn how to store your food safely and decode food labels. Youth can make vegetable salads, main dishes, and yogurt. Learn to change recipes and freeze leftovers. Learn to evaluate nutrition information and fad diets. Make low fat dips, breadsticks and natural food additives. Learn to dry fruit, compare homemade foods to box mixes and develop a snack product.



Advanced members in this project explore making bean burritos, jelly, jerky and peanut butter. Cook fish and marinate meat. Conduct a food activity with young children, plan menus with various budgets, compare costs of eating out, plan and cater a party, or plan an international food "festival." ■

## FOOD PRESERVATION

This project focuses on making jam, freezing, canning, pickling, and drying foods. Learn how to preserve food safely and about proper storage requirements. ■

# Home Environment

*(Junior Fair Department 28)*

This project begins with an introduction to color, texture and wood finishing and works up to elements of design called line, shape and space. Make simple accessories and study furniture finished while learning to make every project more attractive. Explore ways to hang accessories on the wall in creative ways and learn when and how to clean or restore furniture. ■

# Mechanical Sciences

*(All Mechanical Sciences-Junior Fair Department 24)*

## MODEL ROCKETRY

In this project you will learn about the history of rocketry, understand the basic parts of a model rocket, make and fly your own rocket, and learn about model rocket safety. ■



## RADIO CONTROLLED AIRPLANES

This project teaches you the basics of radio-controlled airplanes. It describes the workings of the plane, engine and radio. ● ✱

## COMPUTERS

This project is designed for beginners with little or no experience who have access to a computer through the skilled Computer User. Members can find out how computers are used today, identify parts of a computer, how to clean a computer, evaluate software, produce computer-generated documents, learn about on-line safety, and more. Members may use the computer and Internet for research, take apart an old computer to understand how it works, use a database to organize and process information, talk in a chat room, use desktop publishing to create and print a publication and more. Finally skilled members may build your own computer system, use a spreadsheet to make graphs and charts, design a web site, design a multimedia presentation and more. ■

## GEOSPATIAL

Exploring Spaces, Going Places explores the world of geospatial science and goes where no 4-H project has ever gone before! They are valuable resources to anyone interested in geospatial technology, geographic education, Geographic Information Systems (GIS) and Global Positioning Systems (GPS). ■

## AEROSPACE (MODEL AIRPLANES)

Learn about the parts of a plane and tools for model building, as well as how to build, test and fly models.

## BICYCLE

Learn how to identify the parts of a bicycle, follow bicycle rules, handle emergencies and hazards, determine your reaction time and ride safely. ■



## LEGOS

Using Lego building blocks, members will learn expand their creativity and building skills. Members can work independently or as part of a team. K-nex, Lincoln Logs, and Tinker Toys are also some materials that can be used in this project. ●





## ROBOTICS

Bricks, blocks and gears are just the beginning of building a robot. Beginning members learn what a robot is, how to build one and how to program the robot to use sensors to interact with its environment.

More advanced project levels require learning new systems and exploration in both programming and mechanics. Youth will advance their programming techniques, use subroutines and variables to achieve more precise movements of their robots and build their own custom functions. Youth practice and develop creative thinking, decision making and leadership skills. ■

## SMALL ENGINES

This project covers small engine parts; principles of operation, carburetion, care and maintenance; trouble shooting; preparing an engine for storage; and small engine safety. ■

## SCALE MODEL

Learn how to assemble and create scale models of trains, trucks, cars, ships, motorcycles, submarines and tanks. This project describes how to obtain the materials you need, paint your model, display your model and how to judge it. ■

## TRACTORS

This project is recommended for ages 12 and over. It covers the many parts of a tractor, from nuts and bolts, to the instrument panel. Learn about tractor safety, engine oil, mixing fuel and air, how to give a tractor regular maintenance, safety checks and safe driving. ■

## OFF-HIGHWAY VEHICLE

Discover the proper ways to enjoy the outdoor activity known as OHVing! Off-highway motorcycles (dirt bikes), all-terrain vehicles (ATVs), and snowmobiles can be an enjoyable group experience. In this project, safe and responsible riding habits will be established. Whether you own an OHV now or would like to know more about them before deciding if you should get one, this is the project for you! ●



# Electricity

*(Junior Fair Department 23)*

In this project members will learn the fundamentals of electricity and explore the relationship between magnetism and electricity. Learn about current and voltage, conductors and circuits while you build a magnet, buzzer or electric motor. Study home electrical systems and how to use them safely. Build your own electrical mechanisms for use. This project also teaches you how basic electronic components “process” electrons to form basic electronic circuits. It describes the workings of radio, TV, other communication devices, computers, phototubes and radar. You can build several types of simple radios, microphones and other basic electronic equipment from scratch. ■

# Woodworking

*(Junior Fair Department 22)*

Learn how to trace patterns, measure, mark, cut, nail, glue, sand, and finish while making projects from wood. Use power tools, identify wood types and make your own patterns. ■

# Natural Sciences

*(All Related Projects Junior Fair Department 16)*

## EXPLORING YOUR ENVIRONMENT

Select your own “Nature Space” and conduct an inventory of its environmental and ecological features. Explore habitats, populations and relationships through a variety of hands-on activities. Discover the concepts common to most nature projects. ■



## BIRDS

Learn about the birds in your area, how to identify birds, how birds live in their environment and in the world of humans, their territorial behavior, migration patterns, building bird feeders and houses, banding birds, endangered species and game management. ■

## FISHING

Learn how to identify fish, select fishing sites, ice fish, prepare fish for the table, mount fish, and fish safely. You will also learn rules and regulations for fishing,

selection and care of fishing equipment, using natural and artificial lures, keeping a fishing journal and how to read lake maps. ■ \*

## ENTOMOLOGY (INSECTS)

Learn how to identify insects, why insects have different colors, shapes, sizes, mouthparts and legs, how to collect insects, what insects need to live, control of insect pests and about entomology-related careers. ■ \*

## WILDFLOWERS

Learn how to identify wildflowers, where they grow, their life cycles, what they eat, and who eats them. Discover how humans affect wildflowers and how they change our lives. Plant collecting, labeling and mounting are included in this project. ■

## CAMPING

Learn how to camp safely in all weather conditions, investigate camping equipment and clothing, build a campfire, cook a meal outside, tie knots, practice first-aid, use a map and compass, and more. ■

## BACKPACKING

Discover backpacking opportunities, learn how to backpack safely in all weather conditions, investigate backpacking equipment and clothing, develop wilderness manners, improve your observation skills, cook a meal on a backpacking stove, help develop and maintain a hiking trail, and more. ■

# Shooting Sports

(All related projects entered under Natural Sciences  
Junior Fair Department 16)

## ARCHERY

This project covers the fundamentals of archery marksmanship and safety; making archery equipment, shooting form, shooting with sights and compound bows, and target games. **\*\*Mandatory county wide meeting attendance required in order to**



**exhibit at the fair. See project handbook for details.** \*

## AIR RIFLE

This project covers the fundamentals of air rifle marksmanship and safety. **\*\*Mandatory county wide meeting attendance required in order to exhibit at the fair. See project handbook for details.** \*

## HUNTING

This project is an introduction to the history, philosophy and laws of hunting. Members can explore more about hunting to plan and prepare for a safe hunt. ●

# Plant & Soil Sciences

(Junior Fair Department 14)

## CORN

One of the tallest members of the grass family, corn is a valuable crop and interesting to grow. Learn about variety selection, germination, planting, nutrients, harvesting and storage. Members can explore the many uses and marketing strategies for corn. ■

## FORAGE

Alfalfa is the most important forage crop in Wisconsin. In this project, you will learn how to establish and manage a forage crop. You will also learn how to scout your fields for insects, weeds, diseases and nutrition shortages and take a forage sample. ■

## SMALL GRAINS

Learn about other members of the grass family such as wheat, oats, barley, and rye. Explore growing conditions, nutrients, integrated pest management, production costs and marketing strategies. ■

## VEGETABLES

In this project members will explore basic gardening practices, getting to know soil, planning, preparing, planting, and caring for your garden. Explore harvesting and marketing methods. Study how to raise vegetables organically. ■ \*



# Flowers & Houseplants

(Junior Fair Department 15)

## HOUSE PLANTS


In this project you will grow foliage and flowering plants, propagate them from leaf and stem cuttings, fertilize and water plants and recognize and control insects and disease. You will grow indoor plants from bulbs and construct a dish garden or terrarium. ■ ✨

## PLANT CRAFTS

This project covers harvesting, drying, and using plant materials to make dry arrangements, collages, potpourri, Tussie-Mussies and other plant crafts. ■

## FLOWERS

In this project you will grow annual and perennial flowers, start annuals indoors and make bouquets and flower arrangements. ●



# Self-Determined & Youth Leadership

(Junior Fair Department 33)

## SELF-DETERMINED

A self-determined project gives you the freedom to create your own project or expand on a traditional project. You will select your project, outline a plan, identify resources, carry out, and evaluate your plan. What do you want to do in this project? ■

## YOUTH LEADERSHIP

This project will allow members the opportunity to really think about and explore different leadership skills that will be needed throughout life. Members should explore their skills by chairing committees, leading activities, helping adult leaders plan and lead project meetings and planning events they would like. ■

## HISTORY & HERITAGE

In this project members can research their ancestors and discover their heritage. Where they came from, how far back they can trace their roots, whether or not they are related to someone famous? This project provides a great opportunity for youth to investigate and research their family tree. ■

## CITIZENSHIP

Improve the world around you through Public Adventures, the 4-H Citizenship project. Discover public issues that are important to you and others. Plan a project that will create, change, or improve something that is valuable to many people. Then do it! This is what being an active citizen in a democracy is all about! ■

## INTERNATIONAL PROGRAMS

In this project members will enjoy activities that look carefully at the world. Take time to understand their global citizenship responsibilities in today's world. Learn how important it is to know about other countries and cultures. Become an exchange member or host a student from another country! ■

## Sheboygan County 4-H Project Leaders

These fine volunteers, among many others, graciously give of their time and talents to help young people master new skills and learn new crafts. Please call on them if you are looking for guidance as you develop your project throughout the year.

<b>Name: Last, First</b>	<b>Project Name</b>	<b>Family Mobile Phone</b>	<b>Family Email</b>
DeGroff, Marnietta	Adventures	9204678128	go2tooslow@yahoo.com
McAlpine, Teresa	Aerospace	9205640007	tkmcalpine@gmail.com
Bins, Julie	Air Rifle	9208926988	binsatplay@gmail.com
Bohrmueller, Warren	Air Rifle	9205287774	warrenandrhonda@hotmail.com
Braun, Craig	Air Rifle	9209123270	dawnbraun42@yahoo.com
Gerlach, Tracy	Air Rifle	9208891017	3boyz1girlz@gmail.com
Kleinhans, Clark	Air Rifle	9208932084	kcekrk@aol.com
Smith, Raelynn	Air Rifle	9205287774	warrenandrhonda@hotmail.com
Wieck, DuWayne	Air Rifle	9206271879	dwieckbike@gmail.com
Becker, Susan	Archery	9205236056	psracingwi@gmail.com
Bohrmueller, Warren	Archery	9205287774	warrenandrhonda@hotmail.com
Johnson, Nancy	Archery	9205646239	nancy17@twc.com
Molkenthine, David	Archery	9208936896	molkenthine@aol.com
Molkenthine, Michelle	Archery	9208936896	molkenthine@aol.com
Parrish, Jack	Archery	9205287534	kparrish1998@gmail.com
Parrish, Jim	Archery	9206270293	mparrish72@yahoo.com
Schefsky, Tommy	Archery	9205646486	simplyschefsky@yahoo.com
Sippel, Daniel	Archery	9208935261	dansippel@wi.rr.com
Smith, Raelynn	Archery	9205287774	warrenandrhonda@hotmail.com
Vanhelden, Douglas	Archery	9205652127	kvanhelden@hotmail.com
Doebert, KathyJean	Art	9208384995	jdkathy@hotmail.com
Bidinger, Jenny	Art - Celebrate Art	9205288881	jbidinger5@gmail.com
Breunig, Kelley	Art - Celebrate Art	9205646920	kel.e.breunig@gmail.com
Johnson, Jay	Art - Celebrate Art	9203954741	jlowelljohnson@gmail.com
Klemme, Michelle	Art - Celebrate Art	9208926742	klemmeherefordsgmail.com
Schefsky, Gina	Art - Celebrate Art	9205646486	simplyschefsky@yahoo.com
Schwartz, Kathy	Art - Celebrate Art	9205263252	kneschwartz@gmail.com
Gartman, Elizabeth	Beef	9202073727	eagartman@gmail.com
Hand, James	Beef	9204670893	jhand0893@charter.net
Jeske, Donna	Beef	9205642752	clearviewfarms@aol.com
Jeske, Theresa	Beef	9205642752	clearviewfarms@aol.com
Klemme, Michelle	Beef	9208926742	klemmeherefordsgmail.com
Kohlman, Traci	Beef	9203776233	kohlamn@aol.com
Brown, Nancy	Blacksmithing	9209807773	nancer2004@gmail.com
Lippert, Aaron	Blacksmithing	9204528226	jalippert@charter.net
Lippert, Julie	Blacksmithing	9204528226	jalippert@charter.net
Schmid, Allen	Blacksmithing	9205655042	schmidl@kohler.k12.wi.us

Sippel, Daniel	Blacksmithing	9208935261	dansippel@wi.rr.com
<b>Project Leaders Continued . . .</b>			
<b>Name: Last, First</b>	<b>Project Name</b>	<b>Family Mobile Phone</b>	<b>Family Email</b>
Van de Pas, Hubert	Blacksmithing	9208380426	vandepas1229@icloud.com
Johnson, Jay	Camping	9203954741	jlowelljohnson@gmail.com
Breunig, Kelley	Cats	9205646920	kel.e.breunig@gmail.com
Heinecke, April	Cats	9202073826	aprilheinecke@gmail.com
Krueger, Paula	Cats	9202076343	pskrueger@excel.net
Samse, Alice	Cats	9204671558	amsamse@charter.net
Samse, Jacqueline	Cats	9208762115	jms17todd@yahoo.com
Stemper, Krista	Cats	9204672189	kristajstemper@hotmail.com
Vollmer, Tauna	Cats	9209189175	kmvollmer@hotmail.com
Johnson, Nancy	Cavies	9205646239	nancy17@twc.com
Scholten, Barbara	Cavies	9209804219	scholbas@gmail.com
Breunig, Kelley	Clothing	9205646920	kel.e.breunig@gmail.com
Schmid, Lori	Clothing	9205655042	schmidl@kohler.k12.wi.us
Schwartz, Kathy	Clothing	9205263252	kneschwartz@gmail.com
Haag, Elizabeth	Cloverbuds	9205287363	dhaag@excel.net
Meinnert, Sharleen	Cloverbuds	9208382002	stanshar1985@gmail.com
Oertel, LeAnn	Cloverbuds	9206291205	l.oertel@att.net
VanderWeele, Cindy	Cloverbuds	9209467915	vande_c5@bertramwireless.com
Lentz, Tom	Conservation	9202073788	clearview@bertramwireless.com
Bleck, Jeff	Dairy	9205263309	jbleck4511@gmail.com
Bleck, Lea Ann	Dairy	9205263309	jbleck4511@gmail.com
booth, chris	Dairy	9209464517	cbooth@excel.net
Booth, Courtney	Dairy	9209464517	cbooth@excel.net
Born, John	Dairy	9205653596	sborn@tds.net
Born, Sue	Dairy	9205653596	sborn@tds.net
Filipiak, Jackie	Dairy	9207836296	3westiemom@charter.net
Foerster, Denise	Dairy	9205646421	foerster3@frontier.com
Gartman, Lucas	Dairy	9202073727	eagartman@gmail.com
Helmer, Erica	Dairy	9208927503	hdfinc@msn.com
Helmer, Lynn	Dairy	9208927503	hdfinc@msn.com
Kohlman, Tina	Dairy	9208938893	kohlman@wi.rr.com
Mentink, Trevor	Dairy	9206276155	ironmentink@gmail.com
Ridge, Heidi	Dairy	9204674241	heidiridge@rocketmail.com
Vandoske, Tara	Dairy	9209463260	tavandoske@hotmail.com
Bohrmueller, Warren	Dairy Goat	9205287774	warrenandrhonda@hotmail.com
Dulmes, Shelly	Dairy Goat	9202545706	ksdulmes@gmail.com
Fenner, Andrea	Dairy Goat	9209174838	tanglewoodsfarm@gmail.com
Knutson, Lori	Dairy Goat	4146406387	paradisecresljk@msn.com
Britt, Sarah	Dogs	9202269027	ozzy.britt@gmail.com
Buesing, Angela	Dogs	9202075105	acspice21@yahoo.com
Conto, Christopher	Dogs	9202261712	crcconto@hotmail.com
Dzwonkowski, Tandis	Dogs	9208897943	dzwonkowski@gmail.com

Gartman, Rebecca	Dogs	9209461966	Cowdog888.bg@gmail.com
Holentunder, Emily	Dogs	9209468728	emmerso407@gmail.com
<b>Project Leaders Continued . . .</b>			
<b>Name: Last, First</b>	<b>Project Name</b>	<b>Family Mobile Phone</b>	<b>Family Email</b>
Johnson, Nancy	Dogs	9205646239	nancy17@twc.com
Perronne, Barb	Dogs	9205653760	numbe1doglover@gmail.com
Theobald, Theresa	Dogs	9209126229	gold41501@gmail.com
Buesing, Angela	Dogs Obedience	9202075105	acspice21@yahoo.com
Filipiak, Jackie	Dogs Obedience	9207836296	3westiemom@charter.net
Debbink, Amy	Drawing & Painting	9206276654	amy.debbink@gmail.com
Haag, Elizabeth	Exploring	9205287363	dhaag@excel.net
Meinnert, Sharleen	Exploring	9208382002	stanshar1985@gmail.com
Lentz, Tom	Exploring Your Envir	9202073788	clearview@bertramwireless.com
Mechenich, Mollie	Exploring Your Envir	9209809054	emt_mmt@yahoo.com
Mechenich, Steve	Exploring Your Envir	9209809054	emt_mmt@yahoo.com
Taylor, James	Fishing	9205652998	pattay14@yahoo.com
Brown, Nancy	Flowers	9209807773	nancer2004@gmail.com
Morse, Janice	Flowers	9209801666	morse1995@gmail.com
Wroblewski, Heather	Flowers	9206278278	heatherwroblewski@gmail.com
Born, Sue	Food Preservation	9205653596	sborn@tds.net
Rohrbeck, Edith	Food Preservation	9204584849	jbaird1@charter.net
Breunig, Kelley	Foods & Nutrition	9205646920	kel.e.breunig@gmail.com
Schefsky, Gina	Foods & Nutrition	9205646486	simplyschefsky@yahoo.com
Lentz, Tom	Forestry	9202073788	clearview@bertramwireless.com
Wroblewski, Heather	Herbs	9206278278	heatherwroblewski@gmail.com
LeMahieu, Sandy	Home Environment	9209805934	sandralueder@yahoo.com
Schmid, Lori	Home Environment	9205655042	schmidl@kohler.k12.wi.us
Adair, Chelsea	Horse	9202546397	chelseakastla@gmail.com
Behnke, Holly	Horse	9208380735	rhbbehnke@gmail.com
Beltran, Cheryl	Horse	9208385446	cherylbeltran7@gmail.com
Boenisch, Lynn	Horse	9206275565	ldboenisch@gmail.com
Eggert, Darcie	Horse	9202072950	eggert1969@gmail.com
Feldmann, Betty	Horse	9202540501	betty.feldmann56@yahoo.com
Feldmann, Tiffany	Horse	9209122187	tmarquardt59@gmail.com
Grinnell, Becky	Horse	9209183527	blgrinnell@yahoo.com
Harmeyer, Tracy	Horse	9206688619	kckennel37@gmail.com
Kissel, Nancy	Horse	9204582910	stillmeadownj@aol.com
Klepin, Phillip	Horse	6199922470	kschool@charter.net
Klepin, Vicki	Horse	6199922470	kschool@charter.net
Kohlwey, Lisa	Horse	9202079971	lisajvt@yahoo.com
Krueger, Wendy	Horse	9208932589	wendy.krueger74@gmail.com
Mendez, Dawn	Horse	9202548608	dmendez@hsabank.com
Miller, Mindy	Horse	9209463479	dugmindyfamily@aim.com
Mulder, Christal	Horse	9209807749	christalmulder@gmail.com
Ninnemann, Debra	Horse	9202070010	djninnx3@gmail.com

Powalisz-Trochlell, Maya	Horse	9209942358	ddcpmpt@gmail.com
Schipper, Rebecca	Horse	9206273035	rbschipper@wi.rr.com
Schmid, Lori	Horse	9205655042	schmidl@kohler.k12.wi.us
<b>Project Leaders Continued . . .</b>			
<b>Name: Last, First</b>	<b>Project Name</b>	<b>Family Mobile Phone</b>	<b>Family Email</b>
Schmid, Wendi	Horse	9205655042	schmidl@kohler.k12.wi.us
Schultz, Darren	Horse	9209809873	nclschultz11@gmail.com
Shepherd, Kristin	Horse	9202076274	kshepherd@hughes.net
Stokdyk, Elizabeth	Horse	9208890612	l.stokdyk@yahoo.com
Tetschlag, Kristin	Horse	9209805919	tetsch5@att.net
Thiel, Delda	Horse	9208926766	deldat@gmail.com
Wallner, Debbie	Horse	9209180651	wallnerdebbie@gmail.com
Zittel, Kayleigh	Horse		kzittel12@gmail.com
Zittel, Sherry	Horse	9202544263	zittelcrew@gmail.com
Mendez, Dawn	Horseless Horse	9202548608	dmendez@hsabank.com
Schmid, Lori	Horseless Horse	9205655042	schmidl@kohler.k12.wi.us
Schmid, Wendi	Horseless Horse	9205655042	schmidl@kohler.k12.wi.us
Wroblewski, Heather	Horticulture	9206278278	heatherwroblewski@gmail.com
Akstulewicz, Roxanne	LEGO	9204578432	thea2zs@sbcglobal.net
Gerlach, Tracy	LEGO	9208891017	3boyz1girlz@gmail.com
Dulmes, Shelly	Meat Goat	9202545706	ksdulmes@gmail.com
Fenner, Andrea	Meat Goat	9209174838	tanglewoodsfarm@gmail.com
Knutson, Lori	Meat Goat	4146406387	paradiseacresljk@msn.com
Gerlach, Tracy	Model Rocketry	9208891017	3boyz1girlz@gmail.com
Rauch, Kelly	Music	9205502004	rauchkelly@gmail.com
Abraham, Kara	Photography	9208927602	katoabr@excel.net
Beumler, Cathleen	Photography	9202877038	jughead_champ@yahoo.com
Mentink, Katy	Photography	9206276155	ironmentink@gmail.com
Clemens, Warren	Poultry	9209185654	wcpoultry@yahoo.com
Conto, Christopher	Poultry	9202261712	crcconto@hotmail.com
Debbink, Amy	Poultry	9206276654	amy.debbink@gmail.com
Gerlach, Tracy	Poultry	9208891017	3boyz1girlz@gmail.com
Kreif, Toni	Poultry	9209942198	tkreif@yahoo.com
Morse, Janice	Poultry	9209801666	morse1995@gmail.com
Seifert, Angela	Poultry	9209173252	angseifert@gmail.com
Seifert, Scott	Poultry	9209173252	angseifert@gmail.com
Varish, Wendy	Poultry	9205654192	wvarish@varishchiro.com
Vercouteren, Stanley	Poultry	9205643028	stanley.vercouteren@noemail.com
Morse, Janice	Poultry Bantams	9209801666	morse1995@gmail.com
Breunig, Kelley	Puppetry	9205646920	kel.e.breunig@gmail.com
Johnson, Nancy	Rabbits	9205646239	nancy17@twc.com
Lentz, Tom	Rabbits	9202073788	clearview@bertramwireless.com
Niffenegger, Tammie	Rabbits	9206277176	Physics3phd@gmail.com
Scholten, Barbara	Rabbits	9209804219	scholbas@gmail.com
Oberreich, Deborah	Rabbits Market	9208939702	debbieoberreich@hotmail.com

Gerlach, Tracy	Radio Controlled Plane	9208891017	3boyz1girlz@gmail.com
Gerlach, Tracy	Robotics	9208891017	3boyz1girlz@gmail.com
Harvill, Tammy	Rubber Stamping	9208382500	63bluebird@gmail.com
Schmid, Lori	Rubber Stamping	9205655042	schmidl@kohler.k12.wi.us
<b>Project Leaders Continued . . .</b>			
<b>Name: Last, First</b>	<b>Project Name</b>	<b>Family Mobile Phone</b>	<b>Family Email</b>
Harvill, Tammy	Scrapbooking	9208382500	63bluebird@gmail.com
Klemme, Michelle	Scrapbooking	9208926742	klemmehereford@gmail.com
Breunig, Kelley	Self-Determined	9205646920	kel.e.breunig@gmail.com
Bulin, Dan	Sheep	9209463909	nbulin22@gmail.com
Kohlman, Chad	Sheep	9203776011	cjkohlman4@gmail.com
Kohlman, Joy	Sheep	9203776011	cjkohlman4@gmail.com
Kohlman, Traci	Sheep	9203776233	kohlamn@aol.com
Peter, Bobby	Sheep	9202074099	bigpeterracing@yahoo.com
Bins, Julie	Shooting Sports	9208926988	binsatplay@gmail.com
Breunig, Mark	Shooting Sports	9205646920	kel.e.breunig@gmail.com
Gerlach, Tracy	Shooting Sports	9208891017	3boyz1girlz@gmail.com
Stokdyk, Elizabeth	Shooting Sports	9208890612	l.stokdyk@yahoo.com
Gartman, Rebecca	Swine	9209461966	Cowdog888.bg@gmail.com
Klemme, Michelle	Swine	9208926742	klemmehereford@gmail.com
Klemme, Scott	Swine	9208926742	klemmehereford@gmail.com
Kohlman, Chad	Swine	9203776011	cjkohlman4@gmail.com
Kohlman, Traci	Swine	9203776233	kohlamn@aol.com
Peter, Bobby	Swine	9202074099	bigpeterracing@yahoo.com
Teunissen, Julie	Swine	9203777410	jteunissen5@hotmail.com
Johnson, Jay	Theatre Arts	9203954741	jlowelljohnson@gmail.com
Brown, Nancy	Vegetables	9209807773	nancer2004@gmail.com
Gerlach, Tracy	Vegetables	9208891017	3boyz1girlz@gmail.com
LeMahieu, Sandy	Vegetables	9209805934	sandralueder@yahoo.com
Twohig, Nicole	Vegetables	9208932458	heidi.s.widder@gmail.com
Widder, Heidi	Vegetables	9208932458	heidi.s.widder@gmail.com
Bleck, Lea Ann	Veterinary Science	9205263309	jbleck4511@gmail.com
Kappers, Jenny	Youth Leadership	9202075559	sprintcarfans4@yahoo.com

**Questions to ask potential 4-H project leaders:**

1. Why do youth like this project?
2. Who leads this project?
3. How big is this project?
4. Are there age requirements for this project?
5. What is the time commitment to this project?
6. Do I need to have an animal to be in an animal

- project?
7. What might I learn about in this project?
8. What are the costs associated with this project?
9. Where are project meetings held?
10. What is an exhibit?
11. What would I exhibit at the fair?



## Sheboygan County 4-H Clubs and Contact Info

4-H CLUB	DAY	TIME	LOCATION	CONTACT PERSON/PHONE
<b>HOWARDS GROVE AREA 4-H CLUBS</b>				
Herman Cheerios	1st Monday	7:15 p.m.	Howards Grove Middle School	Patty Taylor 565-2998 <a href="mailto:pattay14@yahoo.com">pattay14@yahoo.com</a> Becky Gartman 920-946-1966 <a href="mailto:Cowdog888.bg@gmail.com">Cowdog888.bg@gmail.com</a>
Mosel Farm & Home	2nd Monday	6:30 p.m.	Haven Fire Station / Mosel Town Hall	Rebecca Hoyt 608-213-5948 <a href="mailto:rchoyt98@gmail.com">rchoyt98@gmail.com</a> Bryan Olson 920-980-3995
<b>OOSTBURG &amp; CEDAR GROVE AREA 4-H CLUBS</b>				
4-H Rangers	1st Monday	6:30 p.m.	Oostburg Library	Kelly Kleiber 564-6567 <a href="mailto:4h.rangers.club@gmail.com">4h.rangers.club@gmail.com</a>
Hingham Handy Helpers	2nd Monday	7:00 p.m.	Hingham Hall	Cindy VanderWeele 946-7915 <a href="mailto:Vande_c5@bertramwireless.com">Vande_c5@bertramwireless.com</a>
Lakeview Badgers	2nd Monday	6:30 p.m.	First Evangelical Presbyterian Church, Cedar Grove	Julie Teunissen 920-377-7410 <a href="mailto:jteunissen5@hotmail.com">jteunissen5@hotmail.com</a> Jill Huenink 920-627-6924 <a href="mailto:jahuenink@uwalumni.com">jahuenink@uwalumni.com</a>
Trailblazers	2nd Monday	6:30 p.m.	Oostburg State Bank	Lisa Caswell 889-7251 <a href="mailto:K9aristotle@gmail.com">K9aristotle@gmail.com</a>
<b>PLYMOUTH AREA 4-H CLUBS</b>				
Clover Crusaders	2nd Tuesday	6:30 p.m.	Plymouth Fire Department, lower meeting room (No October meeting)	Tracy Boldt 838-1607 <a href="mailto:jtboldt5@gmail.com">jtboldt5@gmail.com</a> Katie Bruckner 920-912-7453 (Cell) <a href="mailto:ktbruckner@yahoo.com">ktbruckner@yahoo.com</a>
County Mounties	1st Monday	6:00 p.m.	Plymouth High School Cafeteria *Summer meeting locations TBD. See Sheboygan County 4-H website Google calendar.	Christal Mulder 980-7749 <a href="mailto:christalmulder@gmail.com">christalmulder@gmail.com</a>
Johnsonville Hustlers	1st Monday	7:00 p.m.	Laack's Hall, Johnsonville	Katrina Steinke 920-946-3234 <a href="mailto:stienketrina@gmail.com">stienketrina@gmail.com</a> Heather Zimbal 920-918-3783 <a href="mailto:Heather.zimbal@kohler.com">Heather.zimbal@kohler.com</a> Stefanie Trakel 920-980-1748 <a href="mailto:stefaniet@stpaulfalls.com">stefaniet@stpaulfalls.com</a>
Willing Workers	2nd Monday	6:15 p.m.	Plymouth Town Hall	Tiffany Singer 920-980-7942 <a href="mailto:tsinger2057@yahoo.com">tsinger2057@yahoo.com</a> Jen Stephanie 920-893-0617 <a href="mailto:legateaugrande@gmail.com">legateaugrande@gmail.com</a>
<b>GREENBUSH &amp; ELKHART LAKE AREA 4-H CLUBS</b>				
4-H Eagles	2nd Monday	6:30 p.m.	Hermitage Club	Sarah Dezwarte 920-286-0899 <a href="mailto:Sdezwarde97@gmail.com">Sdezwarde97@gmail.com</a> Kelly Arnold 920-980-9826 <a href="mailto:Karnold5321@gmail.com">Karnold5321@gmail.com</a>
Spring Valley	2nd Monday	7:00 p.m.	Greenbush Town Hall	Becky Schwartz 920-207-4595 <a href="mailto:simplevalleycreations@yahoo.com">simplevalleycreations@yahoo.com</a>
<b>KOHLER AREA 4-H CLUBS</b>				
Hub City 4-H	1st Sunday	6:00 p.m.	Kohler Public Library	Lori Schmid 946-9954 <a href="mailto:schmidl@kohler.k12.wi.us">schmidl@kohler.k12.wi.us</a>

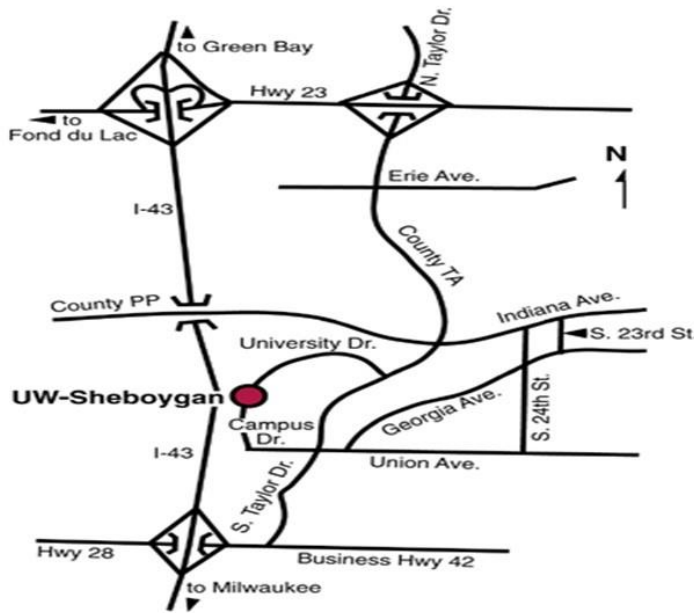
## Sheboygan County 4-H Clubs and Contact Info Continued

4-H CLUB	DAY	TIME	LOCATION	CONTACT PERSON/PHONE
<b>CASCADE &amp; WALDO AREA 4-H CLUBS</b>				
Parnell Pals	2nd Monday	7:00 p.m.	St. Paul's Cascade	Wendy Krueger 838-2589 <a href="mailto:Wendy.krueger74@gmail.com">Wendy.krueger74@gmail.com</a>
Waldo Fireflies	1st Monday	6:30 p.m.	Waldo Fire Hall	Jessica Deckert 254-1738 <a href="mailto:Jgasser05@gmail.com">Jgasser05@gmail.com</a> Cathernie Parrish 528-7534 <a href="mailto:kparrish1998@gmail.com">kparrish1998@gmail.com</a>
<b>RANDOM LAKE AREA 4-H CLUBS</b>				
Scott Pioneers	2nd Monday	6:30 p.m.	Town of Scott Community Center	Cheri Kumrow 994-2426 <a href="mailto:gcgkumrowmilkman@gmail.com">gcgkumrowmilkman@gmail.com</a> Jill Mueller 698-1911 <a href="mailto:Muellerfarm28@yahoo.com">Muellerfarm28@yahoo.com</a>
Sherman Workers	1st Monday	6:30 p.m.	Silver Creek Fire Hall	Lina Vorpahl 980-5583 <a href="mailto:lvorpahl@hotmail.com">lvorpahl@hotmail.com</a>
Town & Country	1st Sunday	3:00 p.m.	Random Lake Fire Department 718 Spring St Random Lake	Christine Tetzlaff 207-7994 <a href="mailto:ctetzlaff@rladvantage.org">ctetzlaff@rladvantage.org</a> Kandy Huiras 262-573-3593 <a href="mailto:Kandeezsweet@yahoo.com">Kandeezsweet@yahoo.com</a>
<b>SHEBOYGAN AREA 4-H CLUBS</b>				
Leaping Lizards	2nd Tuesday	6:30 p.m.	Sheboygan Outboard Club, 732 N Water Street	Jennifer Potter 207-8147 <a href="mailto:potters101@hotmail.com">potters101@hotmail.com</a>
Wilson Wildcats	1st Thursday	6:30 p.m.	Extension	Kelley Breunig 564-6920 <a href="mailto:mbreunig@excel.net">mbreunig@excel.net</a>
Wise Wizards	1st Tuesday	6:00 p.m.	Extension	Manda Schwartz 917-0066 <a href="mailto:manda3m@yahoo.com">manda3m@yahoo.com</a>
<b>SHEBOYGAN FALLS AREA 4-H CLUBS</b>				
Lima Lites	2nd Tuesday	7:00 p.m.	Lima Town Hall	Becky Glander 920-698-1175 <a href="mailto:glander53@yahoo.com">glander53@yahoo.com</a>
Madison All Stars	2nd Tuesday	7:00 p.m.	Sheboygan Falls Town Hall	Nancy Brown 980-7773 <a href="mailto:nancer2004@gmail.com">nancer2004@gmail.com</a> Cathy Beumler 287-7038 <a href="mailto:jughead_champ@yahoo.com">jughead_champ@yahoo.com</a> Bev Resop 467-4269
Ourtown Orioles	2nd Monday	6:45 p.m.	Faith United Methodist Church, Sheboygan Falls	Dana Kolste 920-838-0730 <a href="mailto:dana.kolste@gmail.com">dana.kolste@gmail.com</a> Jessica Jens 603-393-6568 <a href="mailto:jessicajens21@gmail.com">jessicajens21@gmail.com</a>
Sheboygan County Wranglers	1st Monday	6:30 p.m.	St. Paul's Lutheran Church, Sheboygan Falls	Chelsea Adair 920-254-6397 <a href="mailto:chelseakastla@gmail.com">chelseakastla@gmail.com</a> Debbie Wallner 920-918-0651 <a href="mailto:wallnerdebbie@gmail.com">wallnerdebbie@gmail.com</a> Nicki Schumacher 920-207-6480 <a href="mailto:nschumacher@sasd.net">nschumacher@sasd.net</a>

### Questions to ask potential 4-H club leaders:

1. Why do youth like this club?
2. Where and when do you meet?
3. How big is your club?
4. What happens at meetings?
5. Do you have more older or younger youth members?
6. Do you have alternative activities for Cloverbud Members (grades K-2)?
7. What are your attendance expectations and policies?
8. What are your community service expectations and policies?
9. What are your fundraising expectations and policies?
10. Do youth or adults lead at your club meeting?
11. What are popular projects in your club?
12. Do you have a club leader for the \_\_\_\_ project?
13. How long do club meetings last?
14. Does your club have dues?
15. What county-wide 4-H activities does your club participate in?

The **Sheboygan County UW-Extension Office** is located at:  
5 University Drive, Sheboygan, WI 53081



**Office Hours:**  
Monday – Friday  
8:00 a.m. – 4:30 p.m.

**Phone Numbers:**  
Local: (920) 459.5903  
Fax: (920) 459.5901

### 4-H Youth Development Team



**Extension**  
UNIVERSITY OF WISCONSIN-MADISON  
SHEBOYGAN COUNTY

**Sarah Tarjeson**  
4-H Youth Development Educator  
(920) 459-5915  
sarah.tarjeson@wisc.edu

**Melanie Bastian**  
4-H Administrative Assistant  
(920) 459-5903  
mbastian@wisc.edu

Sheboygan County 4-H Website: <http://sheboygan.uwex.edu/4-h-youth-development>

An EEO/AA employer, University of Wisconsin-Extension provides equal opportunities in employment and programming, including Title IX and ADA.

Persons with disabilities who require alternative means for communication of program information (Braille, large print, audiotape, etc.) should contact the Extension Office at 920-459-5903. Requests for reasonable accommodations for disabilities or limitations should be made prior to the date of the program or activity for which it is needed. Please do so as early as possible prior to the program or activity so that proper arrangements can be made. Requests are kept confidential.