



# Equipment Rental

★  
**WELDSTAR**

*OLD VALUES...NEW IDEAS*

# A Nationwide Rental Fleet At Your Disposal

We believe our products, services and solutions are only as good as the people providing them. Our friendly professionals have years of experience and on-going training to ensure they have the knowledge and ability to provide solutions for your problems.

We handle projects large and small with one of the largest fleets of welding and construction rental equipment available.

Whether you have a multi-million dollar construction project or quick weekend project at home; renting from Weldstar will reduce your costs and allow you to focus on the actual project.



OLD VALUES...NEW IDEAS

# Table of Contents

---

• Welding Equipment	Pages 8-17
• Advanced Process Equipment	Pages 18-19
• Cable, Welding Guns & Accessories	Pages 20-21
• Powers Distribution - Lightning	Pages 22-25
• Engine Drive	Pages 26-27
• TIG	Page 28
• MIG	Page 29
• Plasma	Pages 30-31
• Bug-O	Pages 32-33
• Gas Distribuiton	Pages 34-35
• Burning	Pages 36
• Fume Extraction	Pages 37
• Pipe Equipment & Misc. Equipment	Pages 38-39






Welding Equipment




Advanced Process Equipment



Cable



Welding Guns & Accessories



Power Distribution



Engine Drive



TIG



MIG



Plasma



Bug-O



Gas Distribution



Burning Equipment

# Welding Equipment

We have a large selection of welding and cutting equipment. When you need the right equipment for your project, we can help you with all your equipment needs

- 150A-200A Stick/TIG Inverters
- 300A Class Inverter Power Sources (Single, 4-pack, or 6-pack)
- 350A Multioperator units with DC distribution boxes
- 400A Class Inverter Power Sources (Single, 4-pack, or 6-pack)
- 600A Class Power Sources (Single, 4-pack, or 6-pack)
- Voltage Sensing Wire Feeders



## XMT 350

### FEATURES:

- 5-425A DC. 350 Amp – 60% duty cycle
- 208-575V 1/3-phase Input Power
- Available as single unit, 4-pack, or 6-pack
- Stick, DC TIG, MIG, Flux-Cored, Arc Gouging
- Reversible wheel kits
- With or without plug installed

Call Sales Rep for More Information





## XMT 350 MPA

### FEATURES:

- 5-425A DC. 350 Amp – 60% duty cycle
- 208-575V 1/3-phase Input Power
- Available as single unit, 4-pack, or 6-pack
- Stick, DC TIG, MIG, Flux-Cored, Arc Gouging
- Reversible wheel kits
- With or without plug installed

Call Sales Rep for More Information



## Miller Feeders

### FEATURES:

- X-treme 12VS Arc reach feeder
- Remote Voltage w/o control cable
- Digital Meters
- Impact resistant case
- Gas purge & wire jog

Call Sales Rep for More Information



## DC-655 Power Source

### FEATURES:

- 50-815A DC. 650 Amp – 100% duty cycle
- 230/460/575/3/60 Input Power
- Available as single unit, 4-pack
- High KVA for powering Multi-Weld System
- 30KVA output power

Call Sales Rep for More Information



## Invertec V350 Power Source

### FEATURES:

- 5-425A DC. 350 Amp – 60% duty cycle
- 208-575V 1/3-phase Input Power
- Available as single unit, 4-pack, or 6-pack
- Stick, DC TIG, MIG, Flux-Cored, Arc Gouging



Call Sales Rep for More Information





## Flextec 450 Power Source

### FEATURES:

- 5-500A DC. 400 Amp – 100% duty cycle
- 380/460/575/3/50/60 Input Power
- Available as single unit, 4-pack, or 6-pack
- Stick, DC TIG, MIG, Flux-Cored, Arc Gouging
- VRD® (Voltage Reduction Device) - reduces OCV (open circuit voltage) when not welding for added safety
- Reversible wheel kits

Call Sales Rep for More Information





## Flextec 650 Power Source

### FEATURES:

- 10-815A DC. 650 Amp – 100% duty cycle
- 380/460/575/3/50/60 Input Power
- Available as single unit, 4-pack
- Stick, DC TIG, MIG, Flux-Cored, Arc Gouging
- VRD® (Voltage Reduction Device) - reduces OCV (open circuit voltage) when not welding for added safety
- Reversible wheel kits

Call Sales Rep for More Information





## LN-25 Pro Feeder

### FEATURES:

- 450 Amps 60% Duty Cycle
- Supplied with Magnum 300 MIG Gun
- No control cables needed
- Internal gas solenoid and flowmeter
- Can be connected directly to power source or via Multi-Weld 350.
- 38 lbs. empty. 8" or 12" spools
- Up to 5/64" cored wire. .035" – 1/16" solid wire



Call Sales Rep for More Information



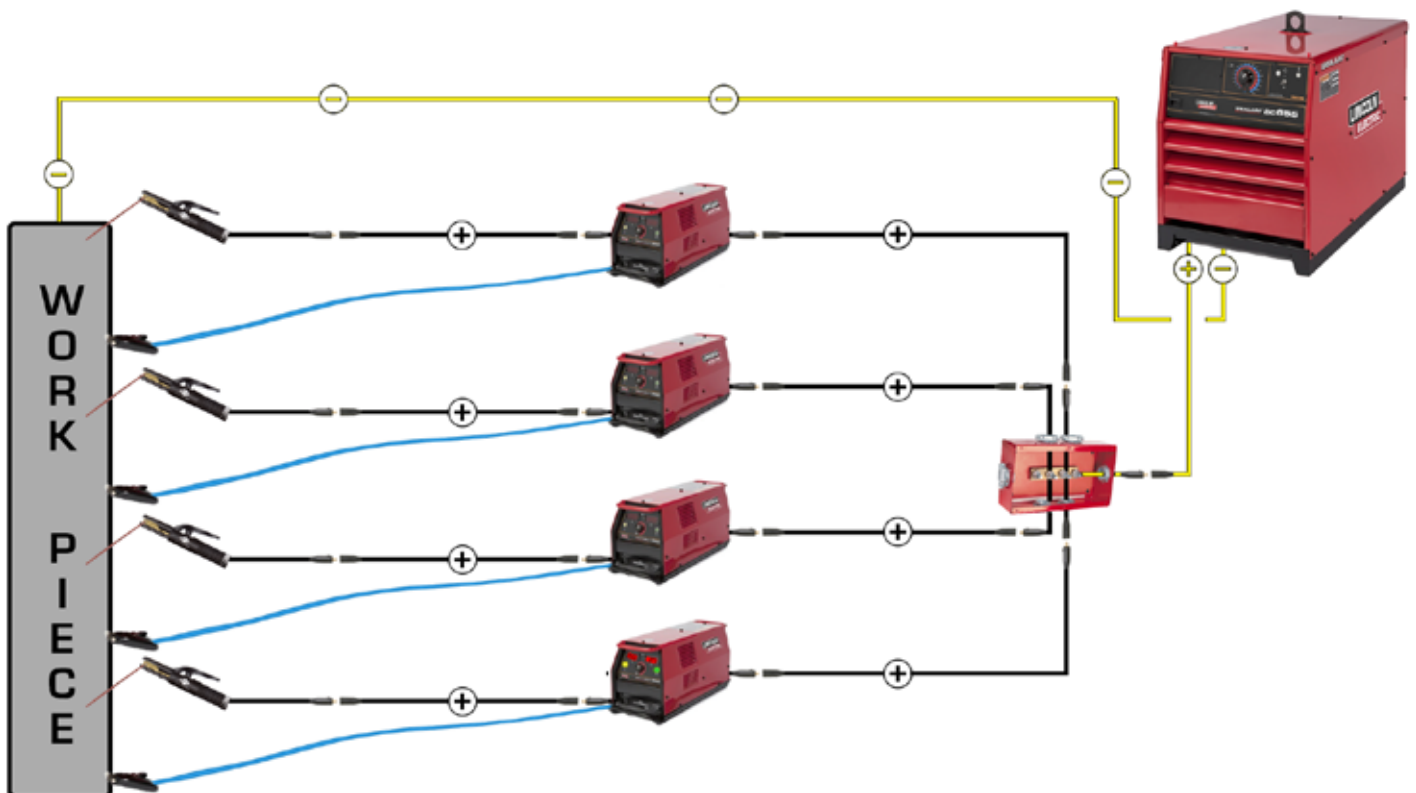
# Multi-Weld 350

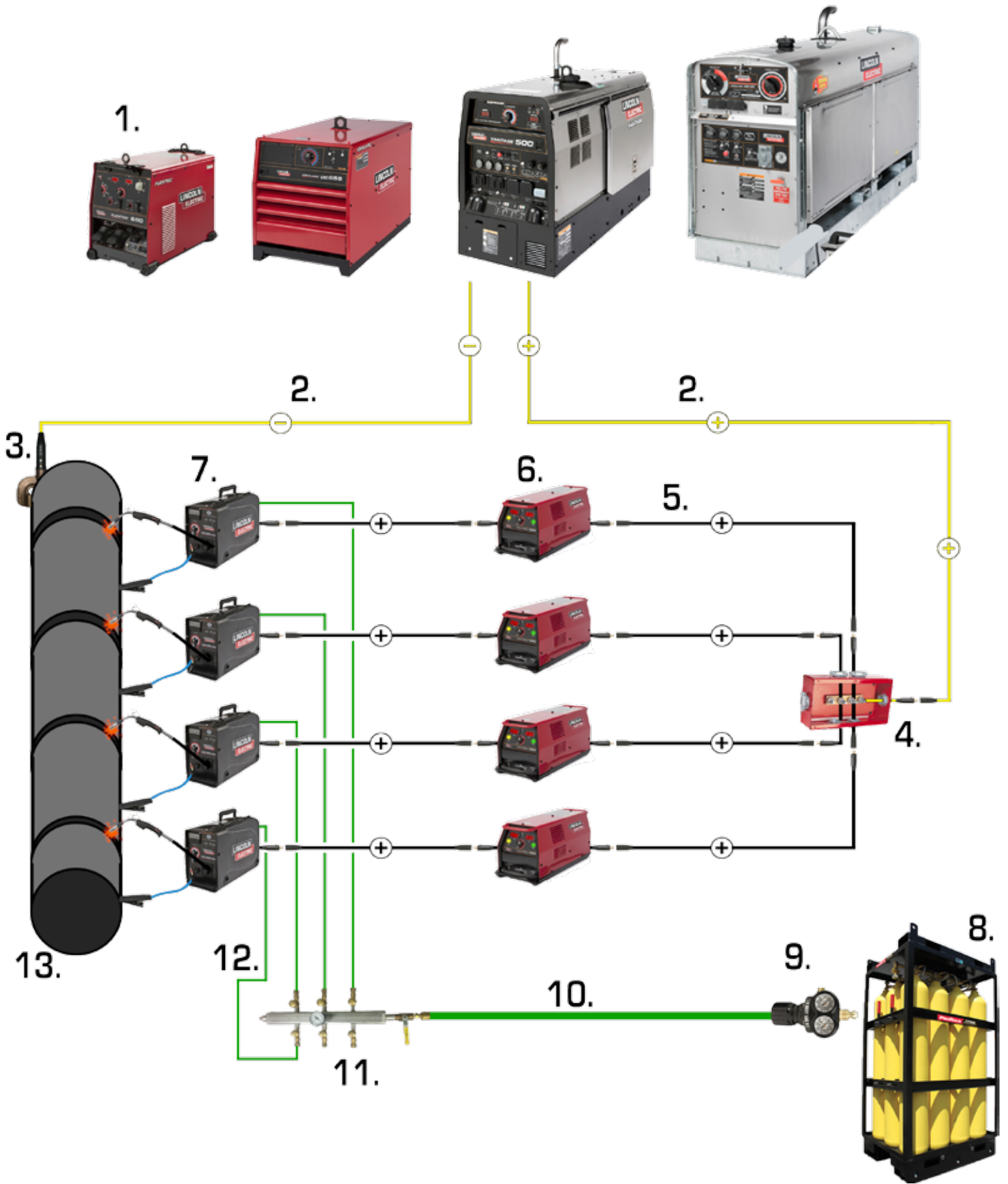


## FEATURES:

- 350 Amps 100% Duty Cycle
- Independent Arc, Starting/Stopping doesn't affect others
- No control cables needed
- Controls are located close to the operator for quick access
- Constant Voltage (CV) for MIG or Flux Cored welding
- Constant Current (CC) for Stick or Arc Gouging

Call Sales Rep for More Information





# How Many Kilowatts Does Your Process Require?

DESCRIPTION	DIAMETER(IN/MM)	PROCESS	KILOWATTS USED
Flux-Cored Wire	.035 (0.9)	300 ipm WFS, 130A, 24V	3.4
Gas Shielded	.035 (0.9)	600 ipm WFS, 195A, 30V	6.4
	.045 (1.2)	300 ipm WFS, 185A, 28V	5.7
		500 ipm WFS, 255A, 28V	8.1
	.052 (1.3)	250 ipm WFS, 210A, 26V	6.0
		450 ipm WFS, 315A, 29V	10.4
	1/16 (1.6)	200 ipm WFS, 255A, 26V	7.3
		350 ipm WFS, 350A, 29V	11.2
MIG Wire	.035 (0.9)	150 ipm WFS, 120A, 19V	2.5
		250 ipm WFS, 175A, 22V	4.2
	.045 (1.2)	125 ipm WFS, 145A, 19V	3.0
	200 ipm WFS, 200A, 21V	4.6	
Stick (7018)	1/8 (3.2)	130A, 27V	3.9
	3/16 (4.8)	225A, 28V	6.9
Stick (7024)	3/16 (4.8)	260A, 27V	7.7
Stick (6010)	1/8 (3.2)	120A, 36V	4.7
NOTE: E6010 stick electrodes require higher voltage to "whip" property. Higher voltage power sources are recommended.			
Air Carbon	1/4 (6.4)	350A, 34V	13.1
Arc Couging	3/8 (9.5)	700A, 34V Requires two Multi-Weld 350s in parallel.	26.2

## Power Source /Kilowatts Available

1. Power source, either electric or engine driven, with a minimum of 72 OCV (Open Circuit Voltage)
2. 4/0 power cable extension (50' Sections)
3. 600- Amp ground clamp
4. DC Distribution "Spider" Box
5. 1/0 power cable extension (50' Sections)
6. Multi Weld 350
7. LN-25 Pro Feeder
8. Gas Supply (12-pack recommended)
9. High Flow Inert Gas Regulator w/C-size outlet
10. 1/2" Inert Gas "Bull" Hose (50' Section)
11. Inert Gas Manifold w/ 6 x 1/4" outlets
12. 1/4" Inert Gas Hose (50' sections)
13. Work Piece

POWER SOURCE	KILOWATTS AVAILABLE @60V OUTPUT
DC-600	15
DC-655	36
DC-1000	30
DC-1500	94
Classic 300D	12
SAE-400	22
SAE-500 Severe Duty	48
Vantage 300	4.8
Vantage 500	5
Air Vantage 500	5



EQUIPMENT RENTAL

# Advanced Process Equipment

Multi-process capabilities for welding on aluminum, stainless and nickel.

- Powerwave 355M/ S350/ S500 power sources
- Powerfeed 25M wire feeders
- Thousands of feet of coaxial and link-net cabling
- STT Advanced process panels



## Powerwave S500 Power Source

FEATURES:

- 5-550A DC. 550A 40% duty cycle
- Stick, DC TIG, Pulsed DC TIG, MIG, Pulsed MIG, Flux-Cored
- 208/230/460/575/3/50/60 Input Power
- Preloaded with program to fit your job
- Ideal for pulse programs such as Inconel
- 8/4 Primary Cord with or without plug

Call Sales Rep for More Information



## Powerwave S350 Power Source

### FEATURES:

- 5-350A DC. 350A 40% duty cycle
- Stick, DC TIG, Pulsed DC TIG, MIG, Pulsed MIG, Flux-Cored
- 208/230/460/575/1/3/50/60 Input Power
- Available as single unit, 4-pack
- Preloaded with program to fit your job
- Ideal for pulse programs such as Inconel
- 8/4 Primary Cord with or without plug



## PowerFeed 25M Advanced Feeder

### FEATURES:

- Advanced feeder with preloaded programs
- MIG, Pulsed, STT, Flux Cored, TIG, Gouging, Stick
- Connected to PowerWave source via coaxial and linc-net cable
- Ideal for pulse programs such as Inconel
- Internal lighting and heating
- Dual Procedure and memory buttons



## Powerwave Advanced Module

### FEATURES:

- Provides multi-process reverse polarity (DC+), straight polarity (DC-), AC, high frequency TIG and STT functionality
- Mounts directly underneath Powerwave S350 or S500
- GMAW-STT®, SMAW, GMAW, GMAW-P, GTAW

Call Sales Rep for More Information

# Cable, Welding Guns, & Accessories

Thousands of feet of cables to accommodate the largest jobs.  
Guns and accessories for every one of your processes.



## Control Cable

- Used as control cable for Powerwave systems
- 5-pin Male to Female
- Available in 8' – 100' lengths



## Coaxial Cable

- 50' sections with LC-40 connectors installed
- Used to reduce interference on Powerwave systems
- Positive (+) and negative (-) leads are replaced by (1) Coaxial cable



## Power Cable

- Available in 1/0, 2/0, and 4/0
- 50' sections with LC-40 connectors installed

Call Sales Rep for More Information





## Magnum 300

- \*\*Standard issue with rental feeders
- 300 Amp, 60% Duty cycle.
- Air cooled, .025" – 5/64"



## Magnum Pro Curve 450

- 450 Amp, 100% Duty cycle.
- Air cooled, .035" – 5/64"



## Flux Core "Squirt Guns"

- 350 Amp, 60% Duty cycle.
- Air cooled, .062" – 3/32"



## Push Pull Guns

- Ideal for Pulsed Aluminum welding
- Air or water cooled, .030" – 1/16"



## Spool Guns

- 100A-200A models available.
- Available for MIG machines or Engine drives



## Electrode Holder "Stingers"

- 15' #4 cable "light" Stingers
- 15' 1/0 cable Stingers
- Dual Stinger "Buddy Whips"

## Suggested Ampacity for Welding Cable

GAUGE	50'	75'	100'	125'	150'	175'	200'	225'	250'	300'	350'
#4 .178 lbs per ft.	100 9 lbs.	100 13.5 lbs.									
#3 .221 lbs per ft.	150 16.5 lbs.										
#2 .263 lbs per ft.	200 14 lbs.	150 20 lbs.	100 27 lbs.	100 33 lbs.							
#1 .344 lbs per ft.	250 18 lbs.	200 25.8 lbs.	150 35 lbs.		100 52 lbs.						
1/0 .424 lbs per ft.	350 22 lbs.	250 32 lbs.	200 43 lbs.	150 52 lbs.		100 74.2 lbs.	100 85 lbs.				
2/0 .512 lbs per ft.	400 26 lbs.	300 38.4 lbs.	250 52 lbs.	200 64 lbs.	150 76.8 lbs.		100 102.4 lbs.	100 115.2 lbs.			
3/0 .624 lbs per ft.	500 32 lbs.	350 47.5 lbs.	300 64 lbs.	250 80 lbs.	200 76.8 lbs.	150 95 lbs.	150 126.8 lbs.		100 190 lbs.		
4/0 .800 lbs per ft.	550 40 lbs.	450 60 lbs.	350 80 lbs.	300 100 lbs.	250 120 lbs.	200 140 lbs.	200 160 lbs.	150 180 lbs.	150 180 lbs.		100 280 lbs.



## Ground Cables

- Available in wide range of configurations.
- 20' 1/0 cable with 300 ground clamp
- 50' 4/0 cable with HD 600 amp C-clamp
- Dual 600 Amp C-clamp "jumper" grounds

# Power Distribution

You will not get very far on a welding project without the appropriate power, when you need it, where you need it. We have the equipment needed to power your job site.

- 480V Distribution Panel – 6 x 480V outlets
- 480V Step Down Panel – 2 x 250V, 24 x 120V outlets
- 230V Turtle Distribution box w/ 100' cord – 12 x 120V outlets
- Dual 1,000W Light stands
- 480V Primary Extension cord



## 480V Step-Down PanelSource

### FEATURES:

- 15KVA, 25KVA, or 45KVA Transformers
- 480V 3-Phase Power input from 480V Dist. Panel
- 10 x 120V GFCI Protected Outlets
- 2 x 250V – 50 amp outlets to power “Turtle”
- Primary Cord with or without plug installed
- Weather Resistant



## Protected “Turtle” Distribution Box

### FEATURES:

- 6 x 120V - 20 Amp Receptacles
- 1 x 250V – 50 Amp Receptacle
- 1 x 250V – 30 Amp Receptacle
- GFCI Protected
- Supplied with 100' Power Cord – connects to 480V Step-down
- Weather Resistant
- Can be “pigtailed” to run up to 3 additional “Turtles”



## 480V Distribution Panel

### FEATURES:

- 480V 3-Phase Power input directly from Generator, 200A, 100A, or 60A disconnects
- Cam Lock 2/O input cables
- Weather Protected
- 460V 60-amp outlets
- Splits input power to 6 different pieces of 460V 3-phase 60A equipment

Call Sales Rep for More Information



## Extension cords

- 120V 50' or 100'
- 230V 1-phase 50' or 100'
- 230V 3-phase 50' or 100'
- 480V/575V 3-phase 50 or 100'



## Y-splitters

- 60A – 100A (480V/575V) w/ male-female plugs
- Molded body

Call Sales Rep for More Information





## Metal Halide “Stadium” Light Stands

FEATURES:

- 120V – 20A Input Power
- 2 x 1,000 Watt Bulbs w/ Adjustable brackets
- 220,000 Lumens
- Optional Timer Available
- Steel Telescoping Mast w/ Self-Braking Winch
- Operating Height: 5-1/2’ – 12’
- Weather Resistant

Call Sales Rep for More Information



## Towable Lighting/ Generator/Welder

FEATURES:

- 11.9 HP Kubota Tier 4 Diesel
- 4 x 1,000 Watt Bulbs
- 440,000 Lumens
- 200A 100% Duty Cycle “Whisper Weld”
- 30’ Telescoping Mast
- 360 Rotation w/ Locking Pin
- 6kW Generator

Call Sales Rep for More Information

Supplied Power



480V 3-PH  
Distribution



Step Down  
to 208/120V



EQUIPMENT RENTAL

# Engine Drive

No power immediately available? Bring the power directly to your project with one our our generators.

- 250A Class Gas-Powered welder/generator
- 250A Class LP-Powered welder/generator
- 300A Class Gas-Powered welder/generator
- 500A Class Diesel-Powered welder/generator
- 4-Light tower w/ 225A Welder/Generator



## SAE-500 Severe Duty

### FEATURES:

- 80-575A DC. 400 Amp – 100% 500A – 60% duty cycle
- 48KW of output (Capable of continuously running 6 MultiWelds)
- Custom forklift skid installed – w/ lifting eye
- Dual continuous control - continuous adjustment of voltage and current
- Diesel motor with block heater installed
- Stick, MIG, TIG, Gouging



## Vantage 500

### FEATURES:

- 30-525A DC. 500 Amp – 100% duty cycle
- 22KW peak – 20 KW auxiliary 3-phase power (240V – 30A breaker)
- 13KW peak – 12 KW auxiliary 1-phase power (120V w/ GFCI)
- With or without highway trailer
- Lifting eye
- Stick, TIG, MIG, Flux-Cored, Gouging
- Diesel engine w/ block heater installed
- 1,300 lbs. (machine only)

Call Sales Rep for More Information





## Trailblazer 325

### FEATURES:

- 10-325A DC. 325 Amp – 100% duty cycle
- 12KW peak – 10.5 KW auxiliary 1-phase power
- Machine only, all-terrain cart, highway trailer
- Stick, TIG, MIG, Flux-Cored, Gouging
- 23.5 HP Kohler gas engine
- Gasoline powered engine
- Lifting eye
- 460 lbs. (machine only)

Call Sales Rep for More Information



## Bobcat 250 Propane

### FEATURES:

- 40-250 Amp output
- 225A @ 25V – 100% duty cycle
- 250A @ 25V – 60% duty cycle
- 10KW Peak 1-phase auxiliary power
- Machine only, all-terrain cart, highway trailer
- Stick, TIG, MIG
- 21.5 HP Propane engine
- 500 lbs.

Call Sales Rep for More Information

EQUIPMENT RENTAL

# TIG Machines

## FEATURES

- 150A – 350A machines available
- 120V, 230V, and 480V (1/3 Phase)
- Portable hobbyist machines or larger industrial units
- DC or AC/DC units available for aluminum work
- Air cooled or water cooled packages
- Fingertip control or Foot Pedal controls available



Call Sales Rep for More Information

EQUIPMENT RENTAL

# MIG Machines

## FEATURES

- 140A – 350A machines available
- 120V, 230V, and 480V (1/3 Phase)
- Portable hobbyist machines or larger industrial units.
- Solid, cored, aluminum wires
- Customized with correct gun for the job, drive rolls, regulator and hose



Call Sales Rep for More Information



EQUIPMENT RENTAL

# Plasma

Whether you need to cut out an intricate shape, or demo an old tank; we have the right size plasma to cut whatever you need.



## Cutmaster 42 Plasma

### FEATURES:

- Recommended cut: 1/4"
- Maximum cut: 5/8"
- 120V/230V Input Power
- 40A output
- 26 lbs.



## Cutmaster 52 Plasma

### FEATURES:

- Recommended cut: 1/2"
- Maximum cut: 1-1/8"
- 208-230/460V 1/3 phase Input Power
- 60A output
- 43 lbs.



## Cutmaster 82 Plasma

### FEATURES:

- Recommended cut: 3/4"
- Maximum cut: 1-1/2"
- 208-230/460V 1/3 phase Input Power
- 80A output
- 43 lbs.

Call Sales Rep for More Information



## Cutmaster 102 Plasma

### FEATURES:

- Recommended cut: 1"
- Maximum cut: 1-3/4"
- 208-230/460V 1/3 phase Input Power
- 100A output
- 62 lbs.

Call Sales Rep for More Information



## Cutmaster 152 Plasma

### FEATURES:

- Recommended cut: 1-1/4"
- Maximum cut: 2"
- 208-230/460V 1/3 phase Input Power
- 120A output
- 62 lbs.

Call Sales Rep for More Information

EQUIPMENT RENTAL

# Bug-0

## Pendulum Weaver Unit

- High torque, low inertia motor for precise starts and stops.
- High speed Linear/Pendulum Weaver for weaving, with independent control of right and left dwell times.
- High motor gearing which prevents the cross arm from moving when the unit is turned off.
- Closed loop speed control for adjustable and repeatable control of critical welding parameters.
- Closed loop position control to prevent drift from the weld center position.
- Clutch, to enable rapid installation or replacement of the weaver cross arm.
- Gun mounting group with adjustable racking for accurate positioning of the gun.
- Contactor ON/OFF switch.
- Aluminum rail available in 4' or 8' sections; available in rigid, semi-flex or high-flex
- On/Off Magnets (200lbs. of force) attach to the track
- 4 Weld Patterns available



Call Sales Rep for More Information






## VCM-200 Straight Track

### FEATURES:

- Straight track designed for cutting or welding
- Supplied with MT210A Machine Torch
- 1"-60" per minute speed
- Sections of 6' track

Call Sales Rep for More Information



## Pipe Bevelers

### FEATURES:

- Several models available
- Capable of cutting/beveling 2" to 36" pipe
- Split horseshoe design permits easy placement over pipe sections

Call Sales Rep for More Information

EQUIPMENT RENTAL

# Gas Distribution

Whether you have a single portable cylinder, or a bulk system, Toll has the equipment to deliver your gas to your process.

- Gas manifolds systems
- 1/2" Bull hose
- 1/4" Hose
- Regulators
- Flowmeters
- Vaporizers



## Gas Cylinder cages

FEATURES:

- High pressure cages: 12 cyl, 16 cyl, or 20 cyl
- Available with or without firewall
- Forklift pockets and lifting eyes
- 18 cylinder 20 lb. LP cages



## Cylinder Carts

FEATURES:

- 2 wheel cylinder carts with built in firewall
- 1,000 lb. Lifting eye
- 16" pneumatic wheels w/ no-flat
- Lockable storage box
- Adjustable hook for easy loading
- Front-loading design for easy movement of cylinder

Call Sales Rep for More Information



## Regulators

### FEATURES:

- Inert, Oxygen, or Fuel Gas
- High Flow Regulators
- 1/2" outlet to supply directly to manifold
- 1/4" outlet available to supply direct to machine

Call Sales Rep for More Information



## Gas Manifold

### FEATURES:

- Inert, Oxygen, or Fuel Gas Manifolds
- 1/2" inlet hose connects into ball valve
- Up to (8) x 1/4" outlet hose connects w/ valve

Call Sales Rep for More Information



## Gas Hose

### FEATURES:

- Inert, Oxygen, or Fuel Gas hose
- 50' 1/4" hose sections with couplers
- 50' 1/2" hose sections with couplers

Call Sales Rep for More Information



# Burning

## Burning Bars

- Level action bar holder w/ Thermal shut off and ball valve
- Burning Bars available in Standard 10' 6" length or special order 5' 3" length
- Optional hand shield available



## Exothermic Slice Torch Kit

### FEATURES:

- Complete package available, only slice rods and oxygen required
- Exothermic rods available in either 1/4" (22" or 44" length) or 3/8" (18" or 36" length)



## Air Carbon Arc Gouging

### FEATURES:

- 7' cable with quick connection kit.
- Heavy Duty insulators, lever, and handle
- Up to 1,000 Amp
- Air: 80 psi – 25 cfm flow rate required

Call Sales Rep for More Information



EQUIPMENT RENTAL

# Fume Extraction

## Fume Extraction MIG Gun

- Connected to a Fume Extractor, weld fumes are re-routed back through the gun.
- 15' air cooled - 320 amps 60% Duty Cycle
- .035" – 1/16" wire sizes



## Miniflex

### FEATURES:

- Operates on 120V input power
- Weld current sensor
- Low (94 CFM) or High (135 CFM) settings
- 38 lbs.



## Mobiflex

### FEATURES:

- Operates on 120V input power
- 13' Extraction arm installed
- 735 CFM Airflow
- Internal Spark Arrestor
- 181 lbs.

Call Sales Rep for More Information

EQUIPMENT RENTAL

# Pipe Equipment & Misc. Equipment



## Pipe Stands

FEATURES:

- Available with or without wheels.



## Weld Positioners

FEATURES:

- Turn tables and pipe rollers available
- Chucks for locking pipes
- Operates on 120V input power

Call Sales Rep for More Information



## Mag Drills

### FEATURES:

- Rotating magnets work on flat or round surfaces
- Magnets require no electrical power
- Less than 25 lbs. 120V input power
- Up to 1-3/16", up to 2" deep



## Pipe Beveling

### FEATURES:

- 3" – 30" pipe capacities
- With oxy-fuel torch installed
- 20" pipe cut and beveled in 4 minutes

Call Sales Rep for More Information



## Heaters

### FEATURES:

- Electric Salamander Heater
- Fan Forced
- 208V/3-phase 15,000 watt = 45°F Degree Air Temp Rise
- 480V/3-phase 30,000 watt = 90°F Degree Air Temp Rise



## Rod Ovens

### FEATURES:

- 120V Dry Rod Oven
- 10 lb. capacity – 18" electrodes
- 300 degree temp

Call Sales Rep for More Information





**WELDSTAR**

OLD VALUES...NEW IDEAS

[weldstar.com](http://weldstar.com)