

ERAS 2020 SUMMARY REPORT

Introduction

In July, August, and September of each year, the Office of the Associate Dean for Medical Education handles the applications of AUB's medical students and graduates who apply annually to postgraduate training programs in the United States. As an authorized party by the ECFMG, the Office uses a specific electronic platform to upload the requested documents on behalf of FM through the Electronic Residency Application Service (ERAS). The Office usually acts as a liaison between AUB and ECFMG to facilitate, manage, and implement the process of uploading documents such as Medical Student Performance Evaluation (MSPE), Letters of Recommendations (LoRs), and Transcripts of Records on behalf of AUB applicants to ERAS.

ERAS 2020 Facts and Figures

This year a total of 75 AUB students/graduates applied to the National Residency Matching Program (NRMP) through the ERAS 2020. This group of applicants contains graduates from 7 different cohorts ranging from graduates of 2012 to those of 2020 (Figure 1). The majority of these are 2017, 2018, and 2019 graduates.

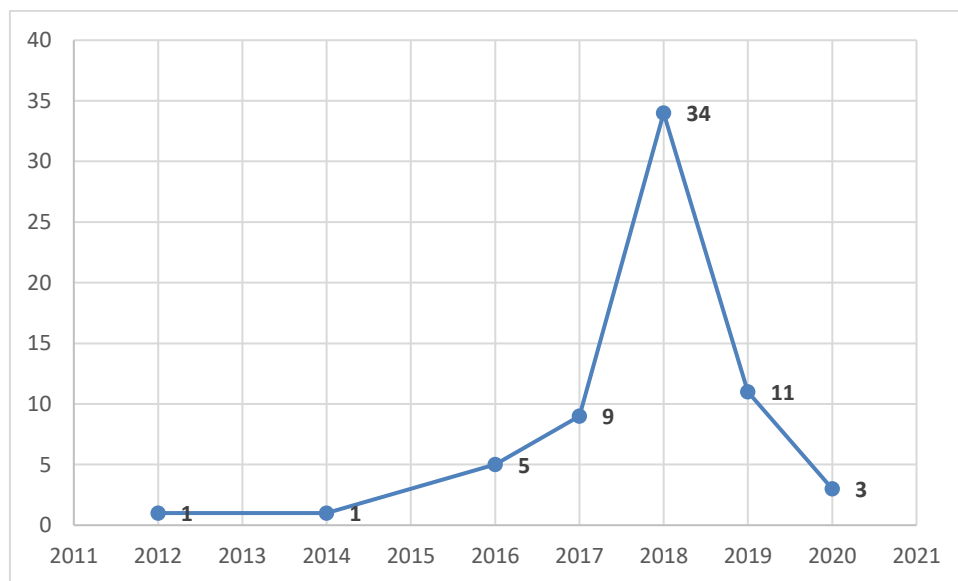


Figure 1: Number of students matched versus Year of graduation

This year, there were 64 first time applicants and 11 were repeaters. Sixty-four MSPEs were initially prepared and uploaded, and 11 were updated then reloaded from the previous year(s). Similarly, 75 transcripts of record and 196 letters of recommendation were uploaded on behalf of our students and graduates. The process of uploading documents is a dynamic one; all applicants have been informed continuously and periodically about the status of their applications.

Specialty Distribution of Matched Positions

For this year, students and graduates matched (ERAS 2020) in a broad and diversified surgical and non-surgical specialty programs (Table 1, Figure 2). The majority match was in Internal Medicine. Two matched positions were in Radiation Oncology; one by a member of

Class 2020. The latter is the first time that a Lebanese graduate matches in radiation oncology straight after expected graduation and the first international medical graduate (IMG) to match in this specific program/institution ever.

Table 1:

US Program Name	Number of matched graduates
Anesthesiology	2
Emergency Medicine	2
General Surgery	5
Internal Medicine	30
Interventional Radiology	1
Neurology	3
Obstetrics-Gynecology	3
Orthopaedic Surgery	1
Otolaryngology/Research	1
Pathology	1
Pediatrics	7
Psychiatry	1
Radiation Oncology	2
Radiology-Diagnostic	1
Surgery-Preliminary	2
Vascular Surgery	1

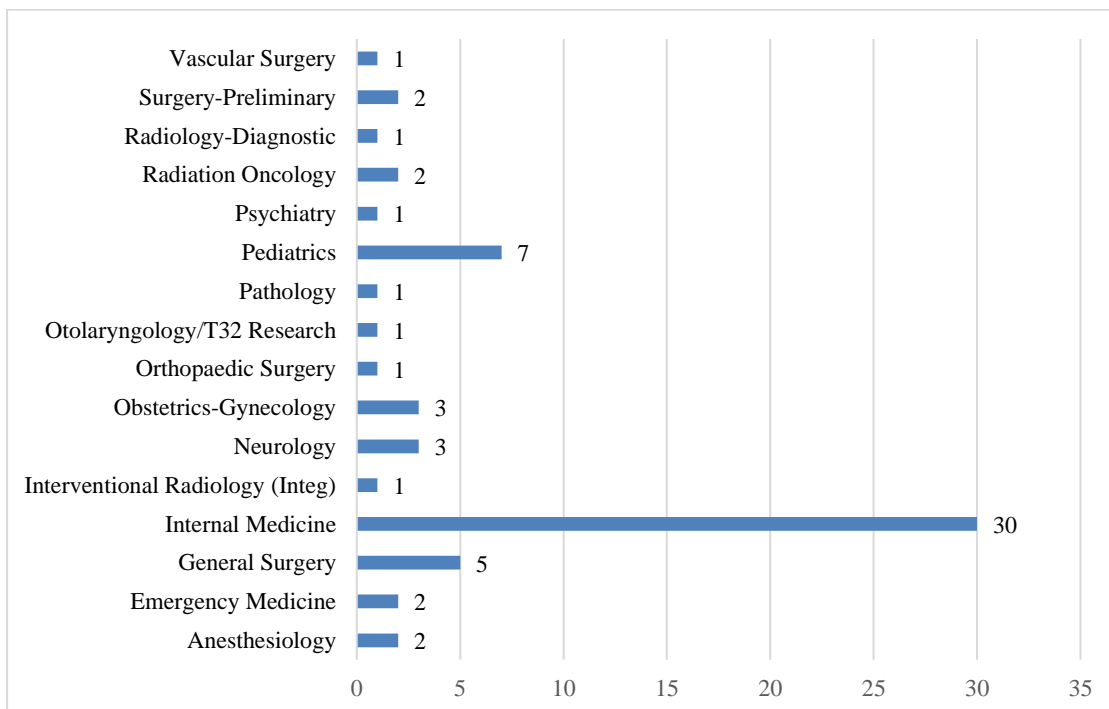


Figure 2: Number of students/graduates matched per program

Distribution of matched position among US institutions

Similarly, FM students and graduates have matched in highly-rated and reputed healthcare facilities in the United States (Table 2, Figure 3). The largest number of candidates matched at Indiana University School of Medicine, an institution with whom we have had strong link over the past several years. .

Table 2:

Institution name	Number of matched graduates
Albany Med Ctr-NY	1
Ascension Macomb-Oakland Hosp-MI	1
Atlanta Med Ctr-GA	1
Barnes-Jewish Hosp-MO	2
Baylor Coll Med-Houston-TX	3
Brigham & Womens Hosp-MA	1
Case Western/MetroHealth Med Ctr-OH	4
Central Michigan University COM	2
Cleveland Clinic Fdn-OH	2
Duke Univ Med Ctr-NC	1
Emory Univ SOM-GA	1
George Washington Univ-DC	1
Henry Ford Hospital-MI	2
Hurley Medical Ctr-MI	1
Icahn SOM St Lukes-Roosevelt-NY	2
Indiana University SOM	7
Jacobi Med Ctr/Einstein-NY	2
Johns Hopkins Hosp-MD	3
Johns Hopkins/Bayview-MD	1
Lankenau Med Ctr-PA	1
LSUHSC-Shreveport-LA	1
Massachusetts Gen Hosp	1
Mayo Clinic School of Grad Med Educ-FL	2
Medical University of SC	1
MedStar Georgetown Univ Hosp-DC	1
Rochester Gen Hosp-NY	1
Rutgers-New Jersey Medical School	1
SUNY Upstate Med University	1
U Kansas SOM-Wichita	1
U Massachusetts Med School	1
U Miami/Jackson Health System-FL	1
U Michigan Hosps-Ann Arbor	1
U Texas Southwestern Med Sch-Dallas	1
UCF COM/GME Consortium-FL	1
Univ of Chicago Med Ctr-IL	2
UPMC Medical Education-PA	2
Vanderbilt Univ Med Ctr-TN	1
Westchester Medical Ctr-NY	1

Wyckoff Heights Med Ctr-NY	1
Zucker SOM-Northwell Staten Island Univ-NY	2

Five-year Comparison

Comparison over the last five years ERAS results show a slight variation in the number of applicants to the NRMP and a significant increase in the number of accepted applicants for ERAS 2020 cycle. A quantitative analysis over the last five years shows general compliance in the trend among the numbers of those applied versus those who were accepted (Figure 3).

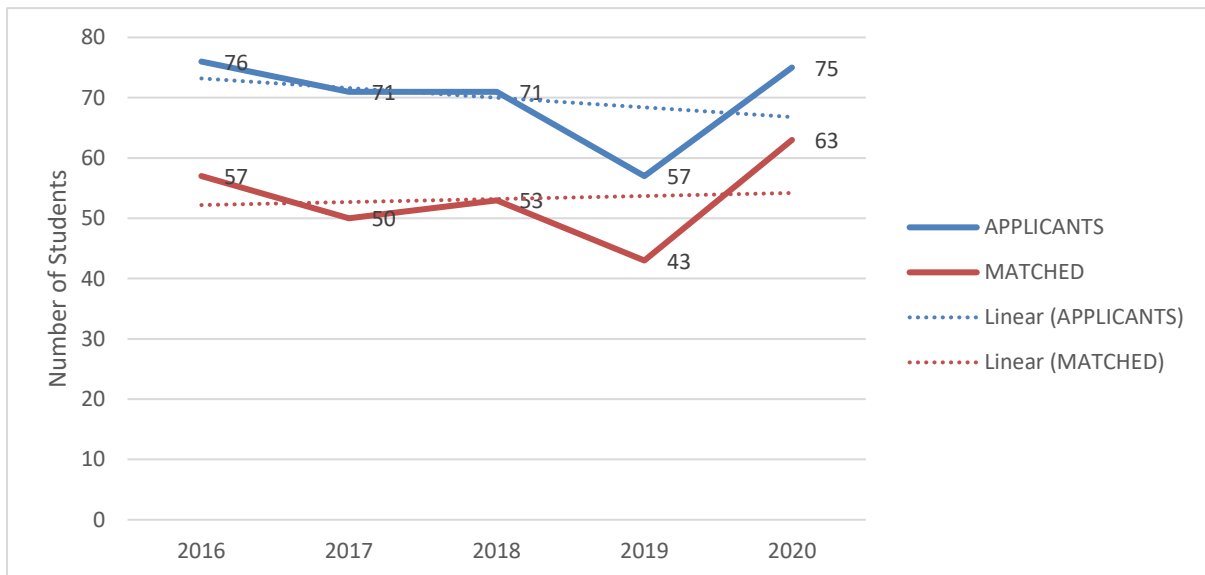


Figure 3: Number of FM applicants to ERAS VS those who matched over the last five years

However, there is a significant increase in the percentage of those matched over the last five years (Figure 4).

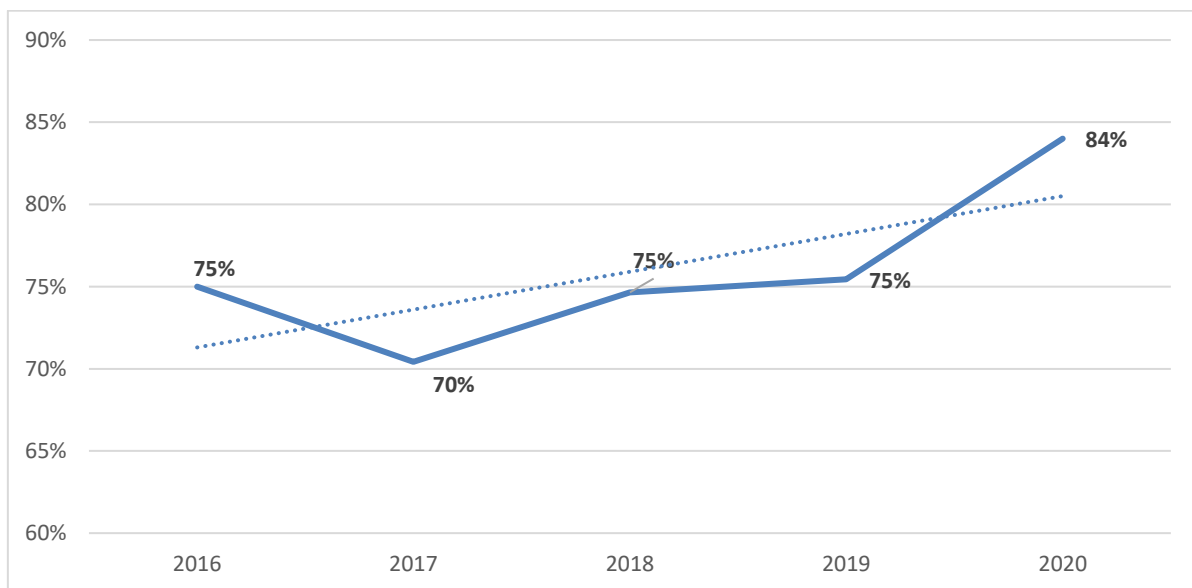


Figure 4: Percentage of matched FM graduates VS Applicants over the last five years

Verification of Medical Education

This year, the Medical Education Unit has verified the medical education records of 61 members of Class 2019, equivalent to 58% of the class, who have already taken and passed USMLE Step 1, Step 2 CK, and Step 2 CS; and are currently ECFMG certified.