

# **ESP Cards (Zener Cards)**



[psychicscience.org](http://psychicscience.org)

# About these Cards

ESP Cards (often called 'Zener Cards') were designed in the 1930s by perceptual psychologist Karl Zener for his colleague J.B. Rhine. Rhine used these cards extensively for experiments in extrasensory perception (ESP), including telepathy, clairvoyance, and precognition.

Five symbols were chosen for the cards (Circle, Cross, Wavy Lines, Square, and Star). This simplified the procedures and statistical analysis of card-guessing experiments, which previously had typically used ordinary playing cards. The five ESP designs have the advantage of being easily recognized, clearly different from each other, and fairly equal in size, emphasis, and response preference.

## How to Make the Cards

To make your own set of ESP cards, print out the page for each symbol on card stock. You can choose either European A4 (8 symbols per page) or American Letter size (10 symbols per page). **For correct sizing and alignment, set your printer to print each page as "Actual Size".**

After printing, you should cut out the cards using a craft knife and steel rule (be careful). Guidelines are provided to allow you to cut each card accurately to size (85 x 54 mm for European A4 stock; 3.5 x 2 inches for American Letter stock). If you prefer, you can use standard Avery Business Card stock (e.g., C32015 for European A4, or #8471 for American Letter). These are ready perforated allowing quick and very clean separation of the cards (no cutting is needed).

After the cards are separated, you can make up a standard deck of 25 cards by selecting FIVE cards of each symbol. If using American Letter size, you can make two decks from the five symbol pages. If using European A4 size, you can either use five cards of each symbol to make a standard deck, or you can use the eight cards to make a 40-card deck.

# Testing ESP

Before any testing, you must ***thoroughly shuffle the deck***.

There are two basic (closed deck) testing protocols you can choose between.

**Clairvoyance.** *Nobody looks at the cards while the participant guesses each symbol.* The easiest way to do this is to use the 'down through' method in which the shuffled deck is placed face down on the table and the participant guesses each card from top to bottom. Using this method, it is possible to do solo testing.









**Telepathy.** *One person (the 'sender') looks at each card in turn while another person (the 'receiver') guesses each symbol.* It is important that the sender does NOT give feedback to the receiver after each guess (to prevent card counting).

With both methods, each guess is recorded and, *when all cards are completed*, the guesses are compared with the actual symbols to determine the total number of hits (correct guesses).









If you prefer, you can use the more elaborate 'open deck' procedures. Here each card must be replaced in the deck after each guess (making sure that you record both the guess and the actual symbol). The deck is then shuffled again before the next card is selected. An advantage of this method is that you CAN give the receiver feedback after each guess because card counting is prevented.








Using any of these methods, and assuming no ESP is operating, ***one fifth*** of guesses are expected to be correct. In other words, by chance, five correct guesses are expected from 25 cards.






For your results to indicate evidence of ESP, you need to score 10 hits when using a deck of 25 cards. If you use more than 25 cards, you can test the statistical significance of your results using our Hit-Miss Calculator at <https://psychicscience.org/stat1>








**Compatible with Avery Business Cards 85 x 54mm (A4, 8 per page) e.g., C32015**  
**Print at "Actual Size"**







**Compatible with Avery Business Cards 85 x 54mm (A4, 8 per page) e.g., C32015**  
**Print at "Actual Size"**



Compatible with Avery Business Cards 85 x 54mm (A4, 8 per page) e.g., C32015

Print at "Actual Size"



