



UNIFIED INDUSTRIES, INC.

A Columbus McKinnon Company

ETA SYSTEM PARTS MANUAL

ETA-4, ETA-5 & ETA-8



PARTS AND REPAIR MANUAL

This manual has been compiled to expedite the ordering of repair parts for Unified Industries' products, as well as to present to maintenance personnel the correct method of servicing the product.

In order to show all component details of Unified Industries' products, an exploded view has been shown for each model. Further technical information is available in our current full line product catalog.

INSTRUCTIONS FOR ORDERING

Locate the model required in the index and turn to the page number indicated for the exploded view.

Each serviceable part or sub-assembly in the exploded view is identified by a reference number. Use the reference number to locate the necessary part information in the parts list on the opposite page.

Any parts listed without a reference number in the parts list are not sold separately, but are included in the sub-assembly above it as shown in the exploded view. Each item listed as a sub-assembly will be sold complete including all of its component parts listed directly below it.

The parts list quantity column gives the required amount of each component part for each complete assembly.

Specify which model each part is being ordered for to ensure that the correct part is shipped.

Always use the complete stock code number and part description for each part being ordered.

Specify the quantity needed for each part being ordered.

Email your order to: sales@unified-ind.com

Fax your order to: (517) 546-1273

or call Sales at: (517) 546-3220

GENERAL OPERATION AND MAINTENANCE INSTRUCTIONS

A physical inspection of all Unified Industries' products is required per OSHA standards. Visually inspect all parts, moving as well as non-moving, for cracks, excessive wear, or other damage. Particular attention should be given to the following parts: load wheels (outer surface and bearings), side guide rollers, kick-up wheels, safety straps, attachment mechanisms or bolts, and all contact surfaces. Should cracks, excessive wear, or other damage be present, replace the part.

All trolleys must move freely without restriction during operation. Should any restriction be present, an inspection and correction of the problem should be made.

Rail and bridge girder running surfaces must be clean and in good condition to allow the trolleys to move freely.

Runway surfaces must be parallel and level to provide proper alignment for the bridge crane end trucks.

End stops on all bridge cranes, telescoping beams, or rails must be securely fastened with Grade 5 bolts, slotted nuts, and cotter pins. End stop bolts must be mounted with bolt head on rail surface, threads down, through the rail and end stop, as shown in exploded views of bridge cranes and telescopes.

Never operate bridge cranes without end truck trolleys properly and securely fastened.

Do not load any bridge crane and/or trolley beyond its rated capacity as so labeled.

Safety straps are provided on trollies without built-in safety lugs in the casting. Any safety items such as safety straps, chains, etc. - provided with Unified Industries' trolleys - must remain in place to provide added safety protection for the operator.

Any trolley model designed with special sliding or articulating action must be correctly mounted to allow the movement required.

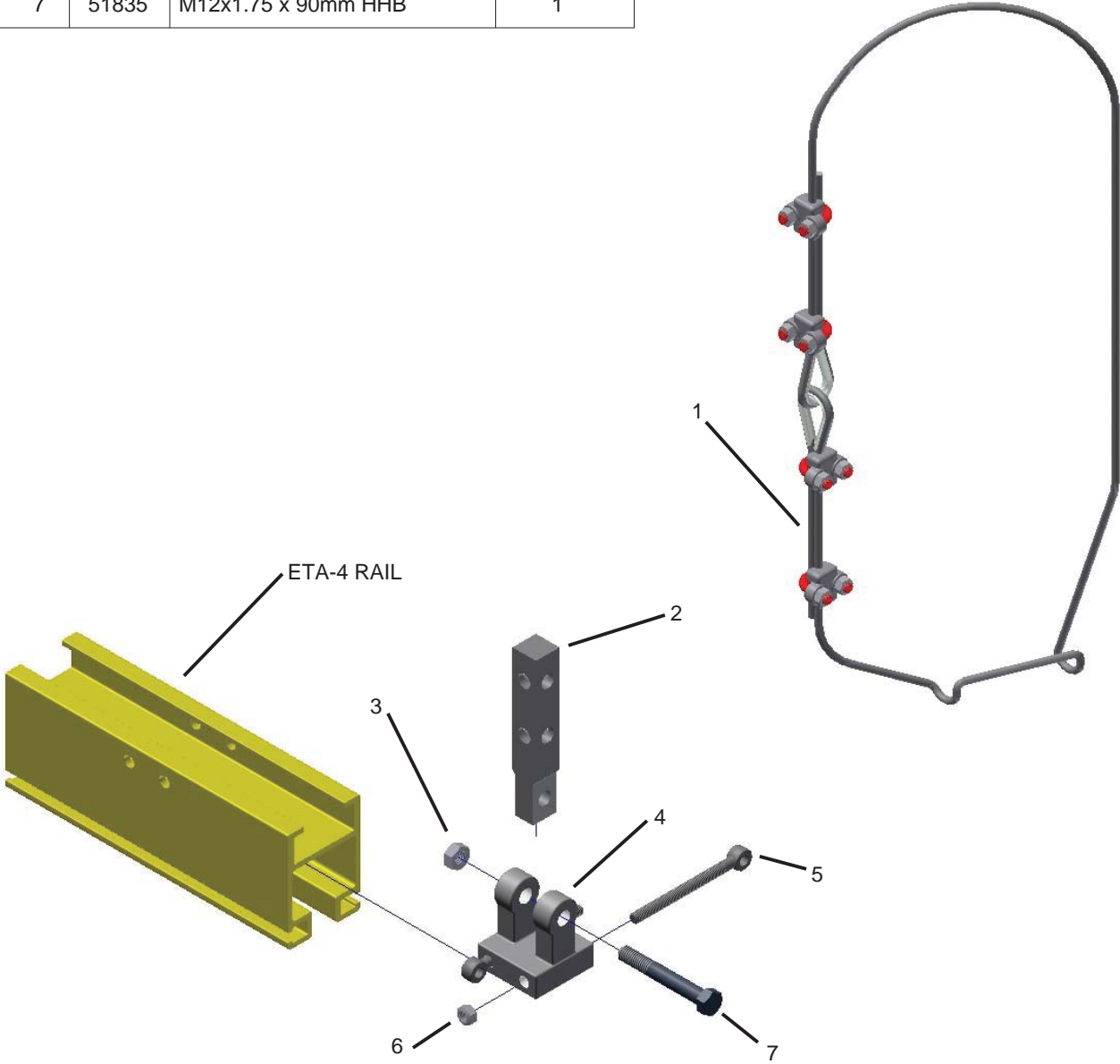
Any conveyor type load wheels with grease fittings on the axle should be inspected and properly greased, using a silicone free molysulfide grease, approximately every six months depending on work load and use.



	PAGE
ETA-4/5 HANGERS.....	4-7
ETA-4/5 TROLLEYS.....	8-11
25260 ETA-4/5 BRONZE TEE ASSEMBLY.....	12
ETA-4/5 END TRUCKS.....	13-20
ETA-4/5 END STOPS.....	21-27
ETA-4/5 SPLICE ASSEMBLIES.....	28-30
ETA-8 HANGERS.....	31-35
ETA-8 TROLLEYS.....	36-46
25250 ETA-8 BRONZE TEE ASSEMBLY.....	47
ETA-8 END TRUCKS.....	48-61
ETA-8 END STOPS.....	62-66
ETA-8 SPLICE ASSEMBLIES.....	67-69

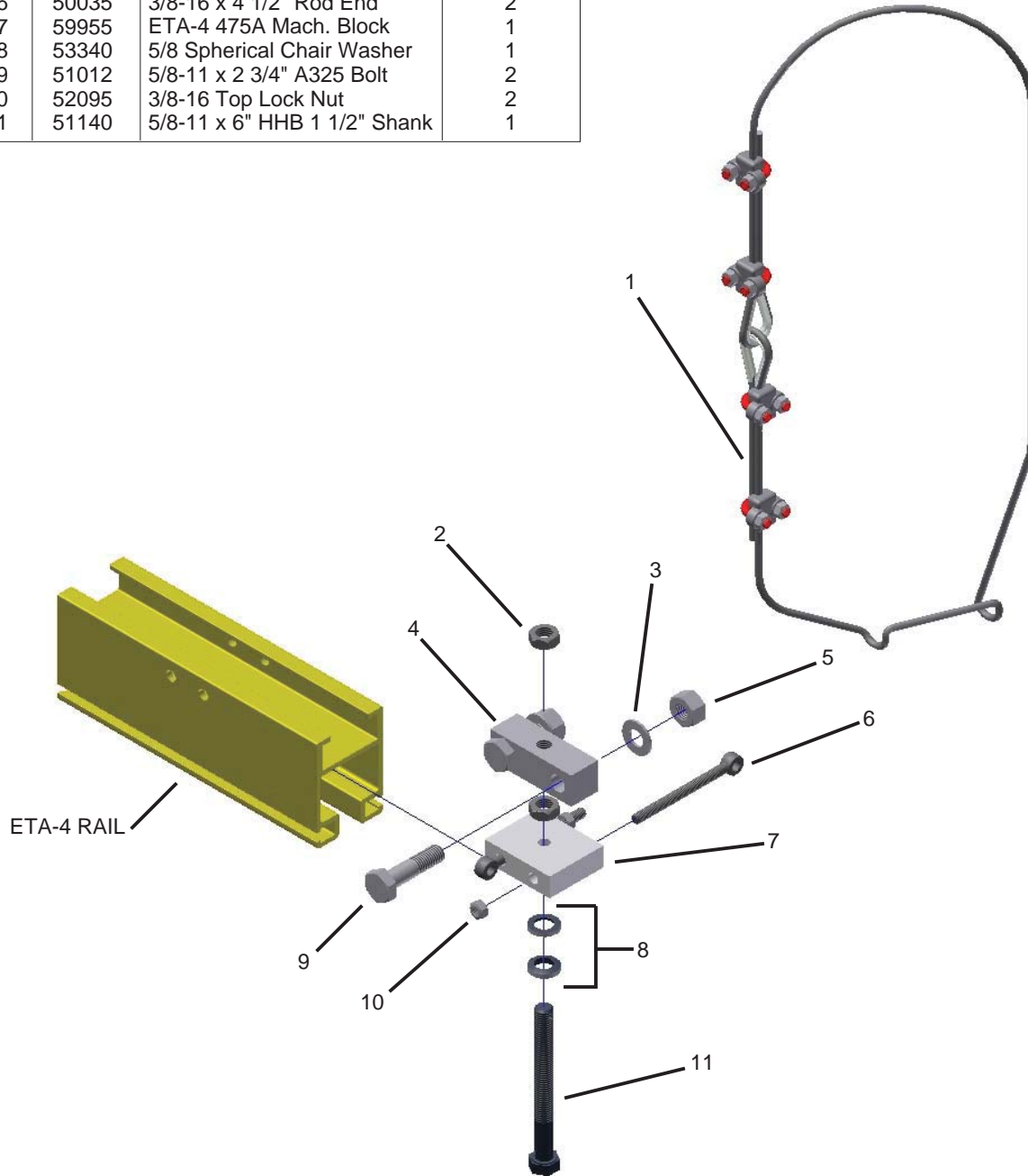
25286 ETA-4/5 BLOCK HANGER

REF.	STOCK CODE	DESCRIPTION	QUANTITY
1	78287	Safety Cable for ETA Hangers	1
2	63031	ETA-4 Hanger Block	1
3	52445	M12x1.75 Prevailing Torque Nut	1
4	59850M	415 Mach. Hanger Casting	1
5	50035	3/8-16 x 4 1/2" Rod End	2
6	52095	3/8-16 Top Lock Nut	2
7	51835	M12x1.75 x 90mm HHB	1



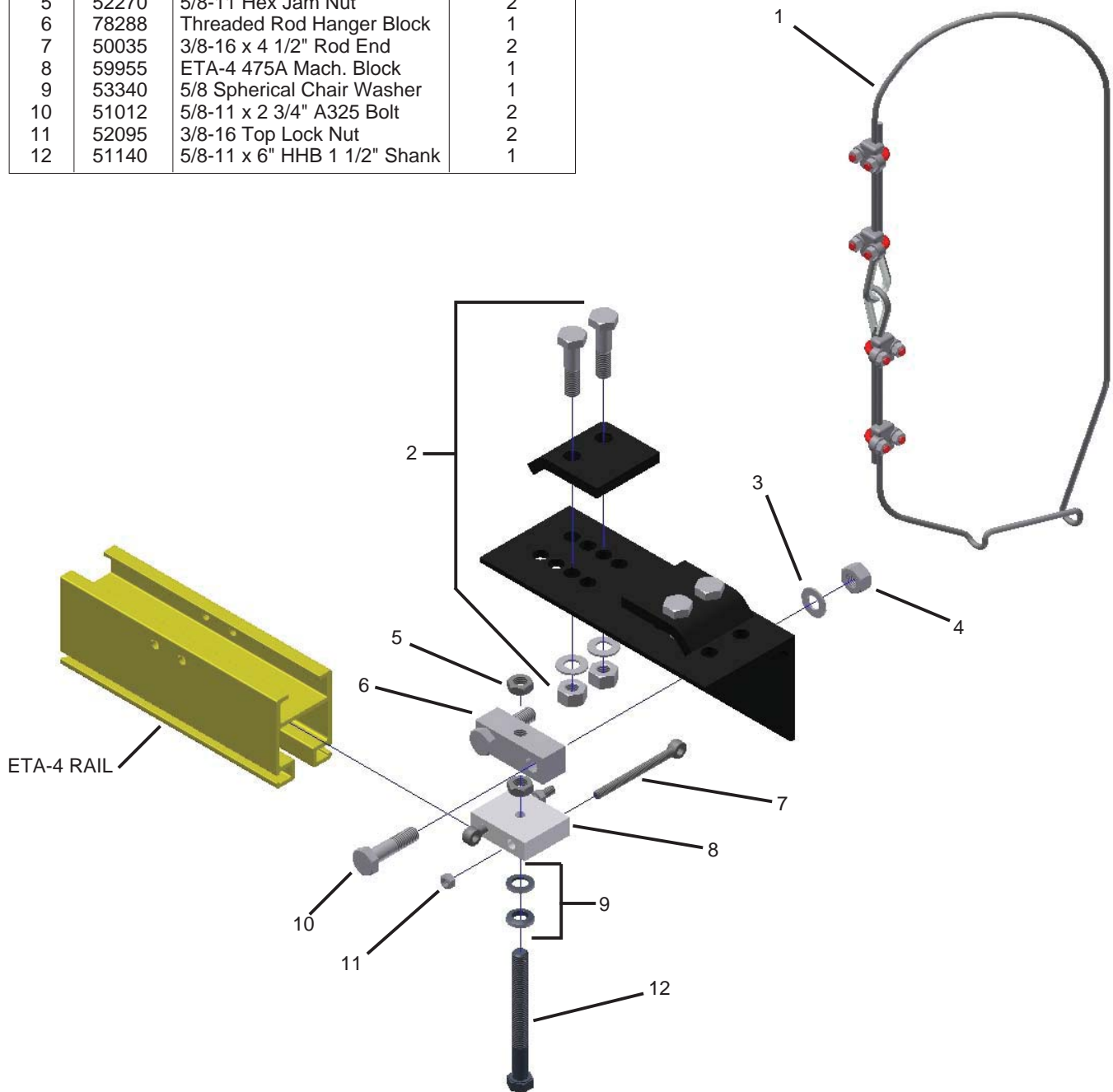
25467 ETA-4/5 ADJUSTABLE BLOCK HANGER

REF.	STOCK CODE	DESCRIPTION	QUANTITY
1	78287	Safety Cable for ETA Hangers	1
2	52270	5/8-11 Hex Jam Nut	2
3	53405	5/8 F436 (A325 Struc F/W)	2
4	78288	Threaded Rod Hanger Block	1
5	52315	5/8-11 Anco 2H Coloc Nut	2
6	50035	3/8-16 x 4 1/2" Rod End	2
7	59955	ETA-4 475A Mach. Block	1
8	53340	5/8 Spherical Chair Washer	1
9	51012	5/8-11 x 2 3/4" A325 Bolt	2
10	52095	3/8-16 Top Lock Nut	2
11	51140	5/8-11 x 6" HHB 1 1/2" Shank	1



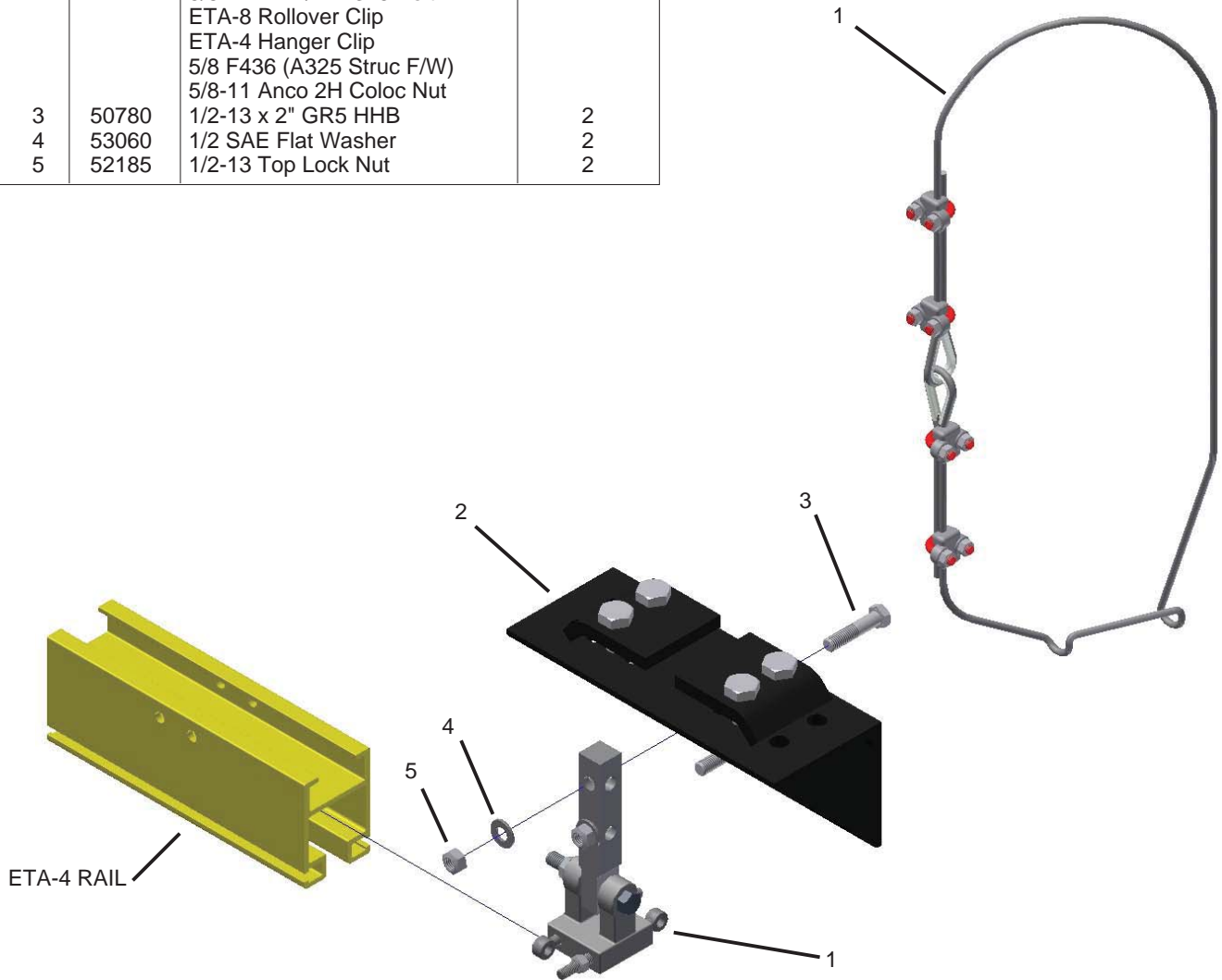
25474 ETA-4/5 CLOSED ADJUSTABLE HANGER

REF.	STOCK CODE	DESCRIPTION	QUANTITY
1	78287	Safety Cable for ETA Hangers	1
2	25704	ETA-4 Hanger Clip Assembly	1
		5/8-11 x 2 1/2" A325 Bolt	
		ETA-8 Rollover Clip	
		ETA-4 Hanger Clip	
		5/8 F436 (A325 Struc F/W)	
3	53405	5/8-11 Anco 2H Coloc Nut	2
4	52315	5/8 F436 (A325 Struc F/W)	2
5	52270	5/8-11 Anco 2H Coloc Nut	2
6	52270	5/8-11 Hex Jam Nut	2
7	78288	Threaded Rod Hanger Block	1
8	50035	3/8-16 x 4 1/2" Rod End	2
9	59955	ETA-4 475A Mach. Block	1
10	53340	5/8 Spherical Chair Washer	1
11	51012	5/8-11 x 2 3/4" A325 Bolt	2
12	52095	3/8-16 Top Lock Nut	2
	51140	5/8-11 x 6" HHB 1 1/2" Shank	1



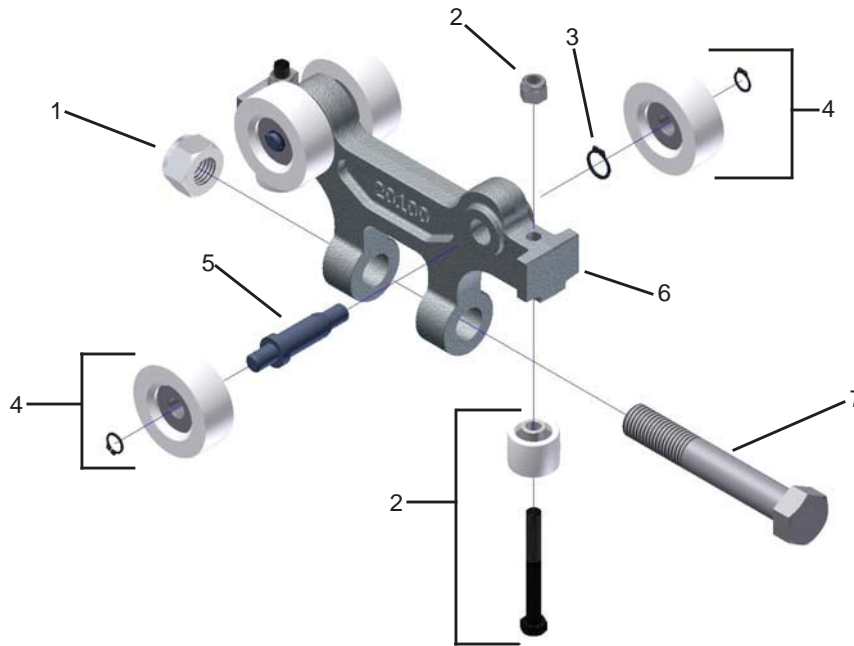
27057 ETA-4/5 BEAM HANGER

REF.	STOCK CODE	DESCRIPTION	QUANTITY
1	25286	ETA-4/5 Block Hanger Safety Cable for ETA Hangers ETA-4 Hanger Block M12x1.75 Prevailing Torque Nut 415 Mach. Hanger Casting 3/8-16 x 4 1/2" Rod End 3/8-16 Top Lock Nut M12x1.75 x 90mm HHB	1
2	25704	ETA-4 Hanger Clip Assembly 5/8-11 x 2 1/2" A325 Bolt ETA-8 Rollover Clip ETA-4 Hanger Clip 5/8 F436 (A325 Struc F/W) 5/8-11 Anco 2H Coloc Nut	1
3	50780	1/2-13 x 2" GR5 HHB	2
4	53060	1/2 SAE Flat Washer	2
5	52185	1/2-13 Top Lock Nut	2



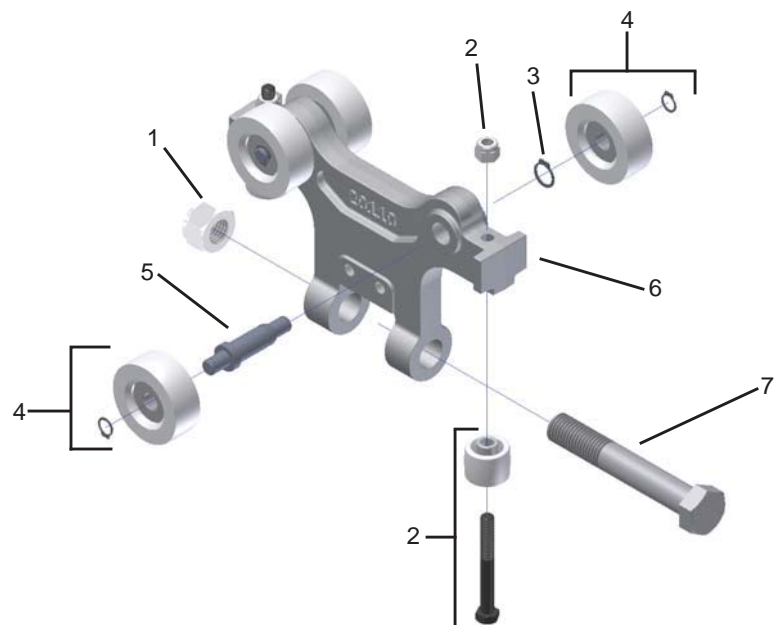
20100 ETA-4/5 SHORT BODY LOAD TROLLEY

REF.	STOCK CODE	DESCRIPTION	QUANTITY	REF.	STOCK CODE	DESCRIPTION	QUANTITY
1	52455	M16x2.0 Nylon Insert Nut	1	5	57130	431 ETA-4 Wheel Stud 1/2" Dia. 1215	2
2	25159	ETA-4 Guide Roller Assy	2	6	59790M	401A Casting	1
3	55060	N-5100-50 Snap Ring	2	7	51900	M16x2.0x100mm CL 8.8 HHB	1
4	28000	437 1.8 White Wheel N-5100-37 Snap Ring	4				



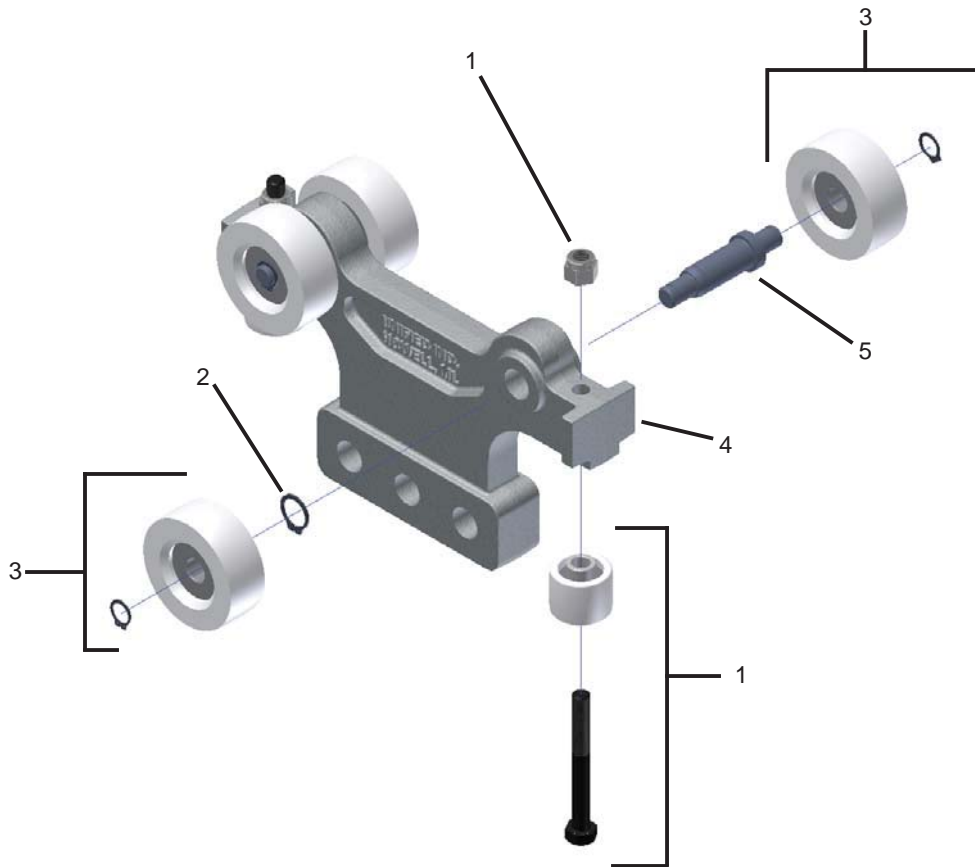
REF.	STOCK CODE	DESCRIPTION	QUANTITY
1	52455	M16x2.0 Nylon Insert Nut	1
2	25159	ETA-4 Guide Roller Assy	2
3	55060	N-5100-50 Snap Ring	2
4	28000	437 1.8 White Wheel N-5100-37 Snap Ring	4
5	57130	431 ETA-4 Wheel Stud 1/2" Dia. 1215	2
6	59800M	401B Casting	1
7	51900	M16x2.0x100mm CL 8.8 HHB	1

20110 ETA-4/5 LONG BODY LOAD TROLLEY



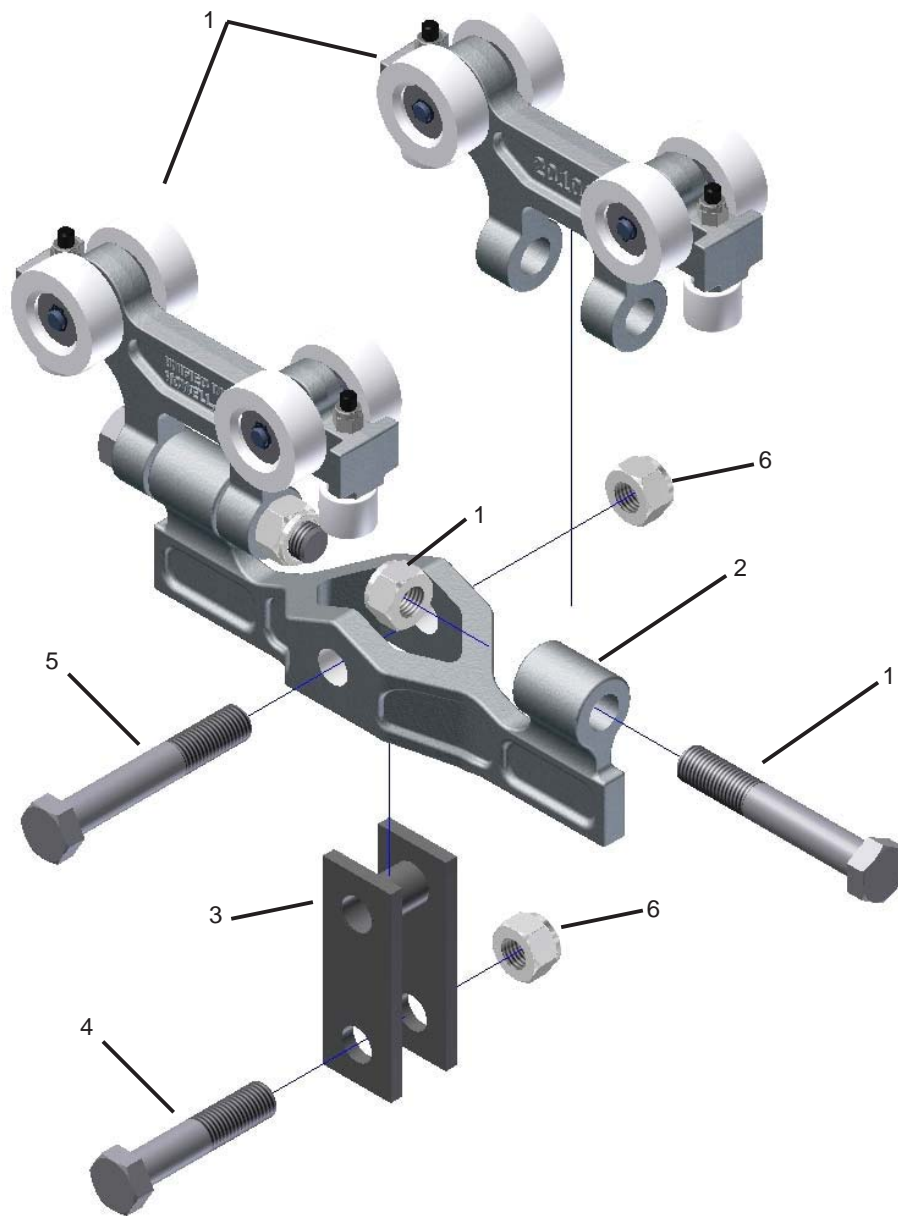
20115 ETA-4/5 THREE HOLE MOUNT LOAD TROLLEY

REF.	STOCK CODE	DESCRIPTION	QUANTITY	REF.	STOCK CODE	DESCRIPTION	QUANTITY
1	25159	ETA-4 Guide Roller Assy	2	5	57130	431 ETA-4 Wheel Stud	2
2	55060	N-5100-50 Snap Ring	2				
3	28000	437 1.8 White Wheel	4				
4	59801M	N-5100-37 Snap Ring	1				



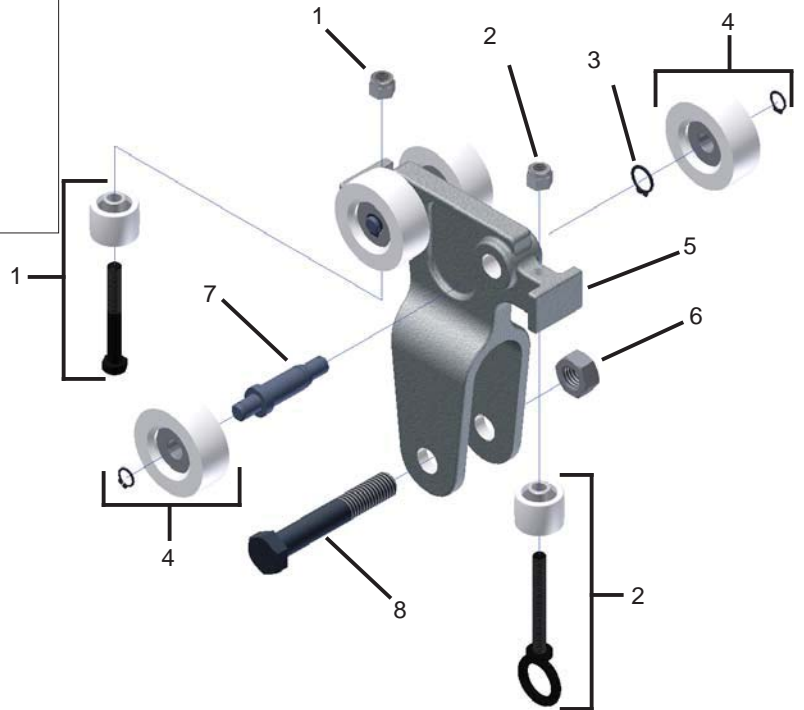
25330 ETA-4/5 DUAL HOIST TROLLEY

REF.	STOCK CODE	DESCRIPTION	QUANTITY
1	20100	ETA-4/5 Short Body Load Trolley	2
2	59880M	441 Machined E/T Casting	1
3	25325	ETA-4/5 Clevis Weldment	1
4	51880	M16x2.0 x 75mm Nylon Insert Nut	1
5	51900	M16x2.0 x 100mm HHB	1
6	52455	M16 x 2.0 Nylon Insert Lock Nut	2



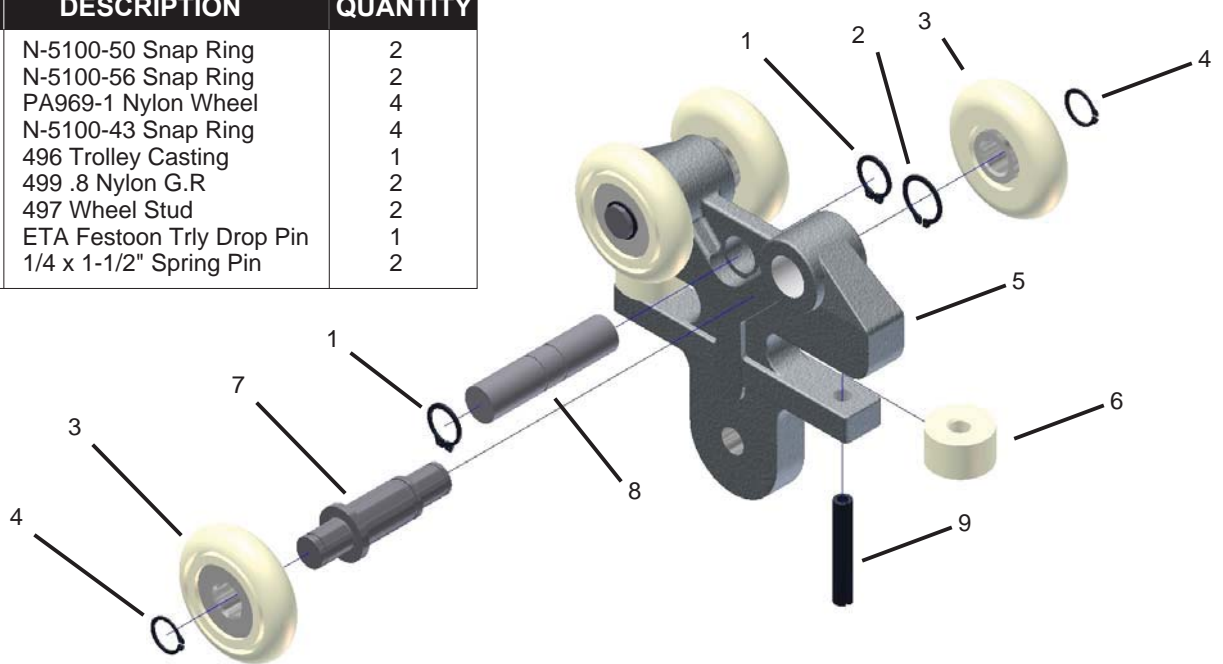
20140 ETA-4/5 SADDLE LOAD TROLLEY

REF.	STOCK CODE	DESCRIPTION	QUANTITY
1	25159	ETA-4 Guide Roller Assy	1
2	25157	ETA-4 Guide Roller w/Eyebolt	1
3	55060	N-5100-50 Snap Ring	2
4	28000	437 1.8 White Wheel	4
		N-5100-37 Snap Ring	
		437 1.8 White Wheel	
5	59840M	411B Trolley Casting	1
6	52445	M12x1.75 Torque Nut	1
7	57130	431 ETA-4 Wheel Stud	2
		1/2" Dia. 1215	
8	51820	M12x1.75 x 70mm HHB	1



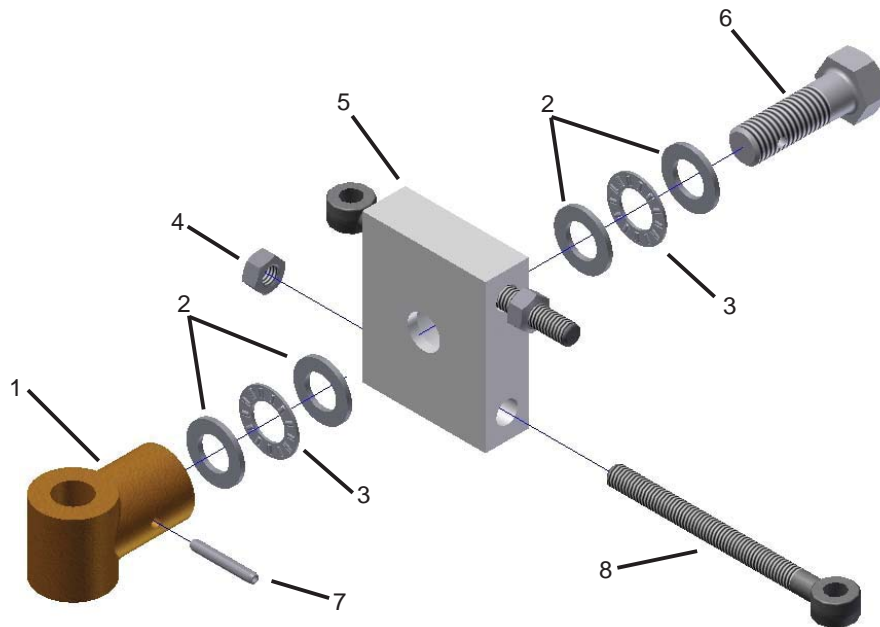
REF.	STOCK CODE	DESCRIPTION	QUANTITY
1	55060	N-5100-50 Snap Ring	2
2	55080	N-5100-56 Snap Ring	2
3	58240	PA969-1 Nylon Wheel	4
4	55070	N-5100-43 Snap Ring	4
5	59900M	496 Trolley Casting	1
6	70040	499 .8 Nylon G.R	2
7	57150	497 Wheel Stud	2
8	57135	ETA Festoon Trly Drop Pin	1
9	54190	1/4 x 1-1/2" Spring Pin	2

20150 ETA-4/5 FESTOON TROLLEY



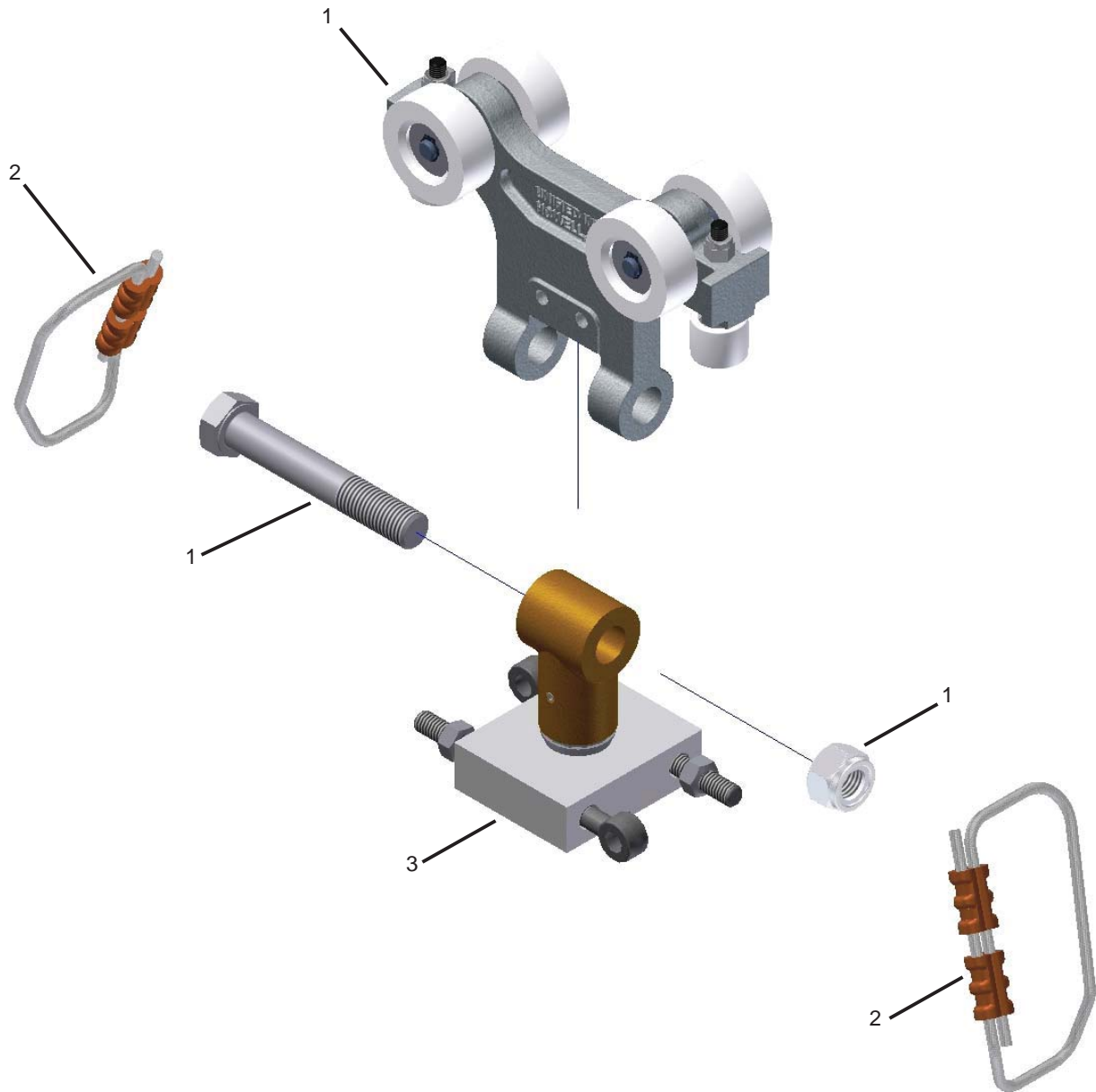
25260 ETA-4/5 BRONZE TEE ASSEMBLY

REF.	STOCK CODE	DESCRIPTION	QUANTITY
1	59830M	406 T Mn Br Casting	1
2	53370	TRC-1018 Thrust Washer	4
3	56150	NTA-1018 Thrust Bearing	2
4	52095	3/8-16 Top Lock Nut	2
5	59960	475B Machined Block	1
6	51020	5/8-11 x 2 1/2" GD5 HHB	1
7	54180	3/16 x 1 1/4" Spring Pin	1
8	50035	3/8-16 x 4 1/2" Rod End	2



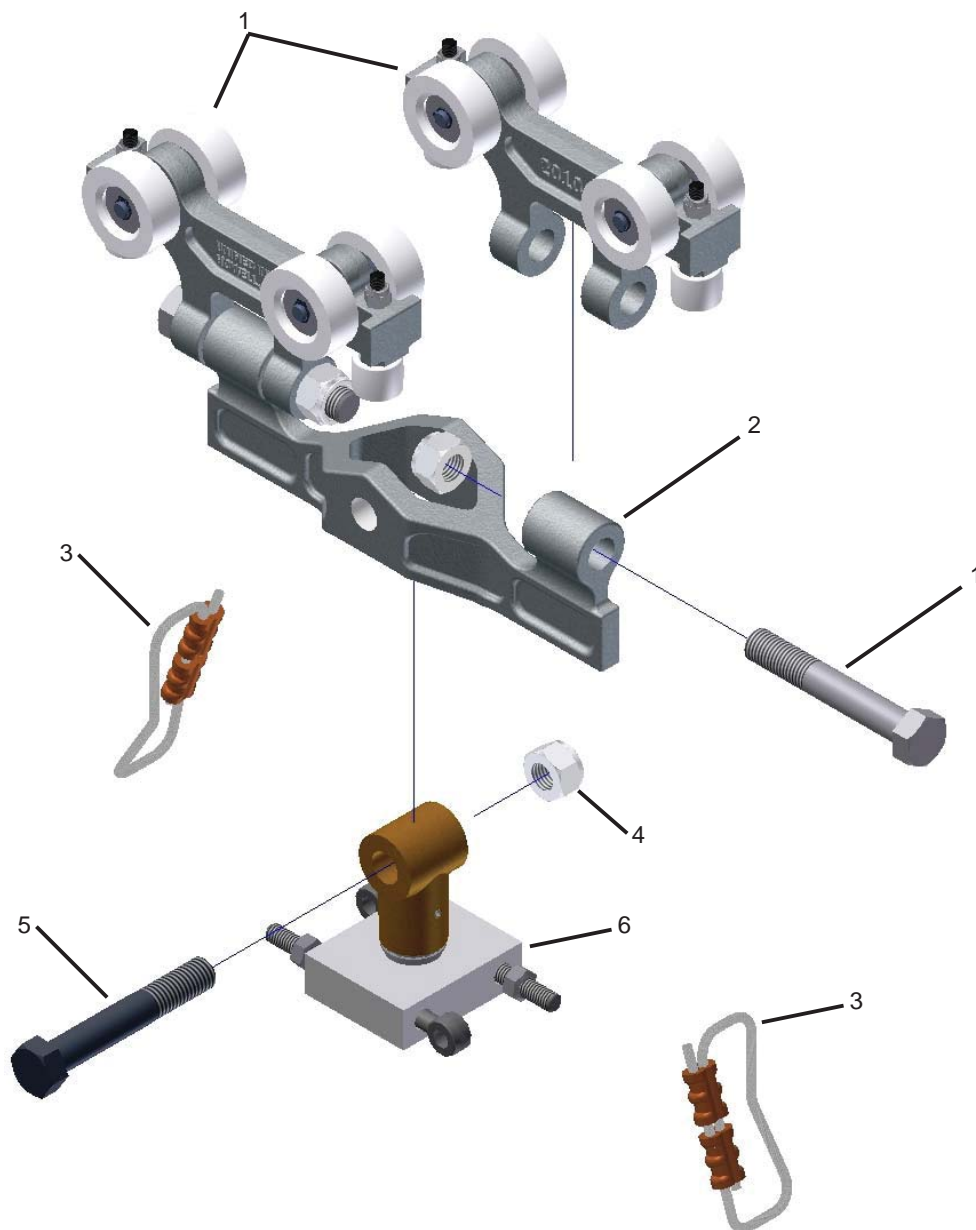
22521 ETA-4/5 SINGLE END TRUCK ASSEMBLY

REF.	STOCK CODE	DESCRIPTION	QUANTITY
1	20110	ETA-4/5 Long Body Load Trolley	1
2	25640	ETA-4 Safety Cable Assembly	2
3	25260	ETA-4/5 Bronze Tee Assembly	1



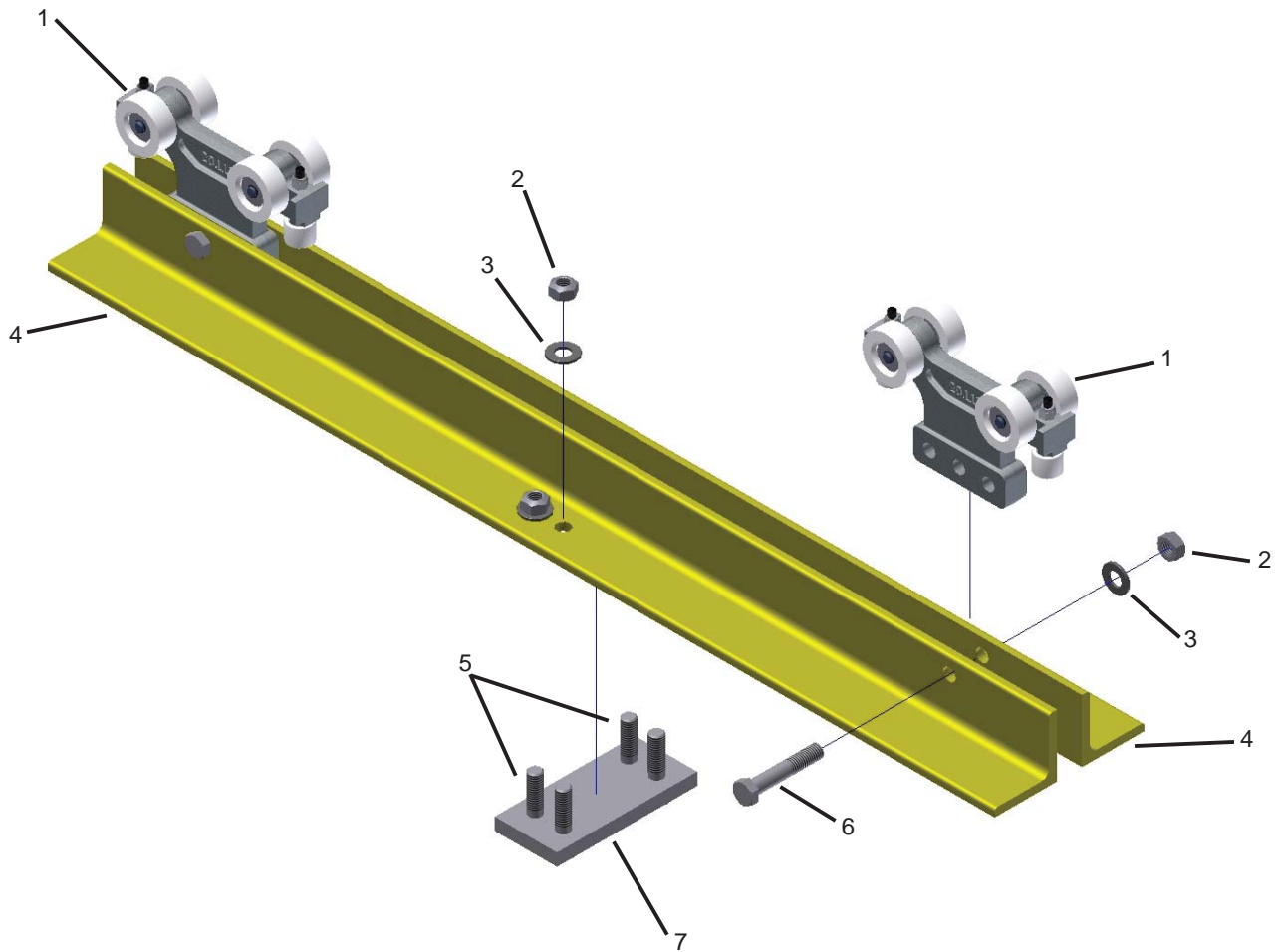
22540 ETA-4/5 DUAL END TRUCK ASSEMBLY

REF.	STOCK CODE	DESCRIPTION	QUANTITY
1	20100	ETA-4/5 Short Body Load Trolley	2
2	59880M	441 Machined E/T Casting	1
3	25640	ETA-4 Safety Cable Assembly	2
4	52455	M16x2.0 Nylon Insert Nut	1
5	51900	M16x2.0 x 100mm HHB	1
6	25260	ETA-4/5 Bronze Tee Assembly	1



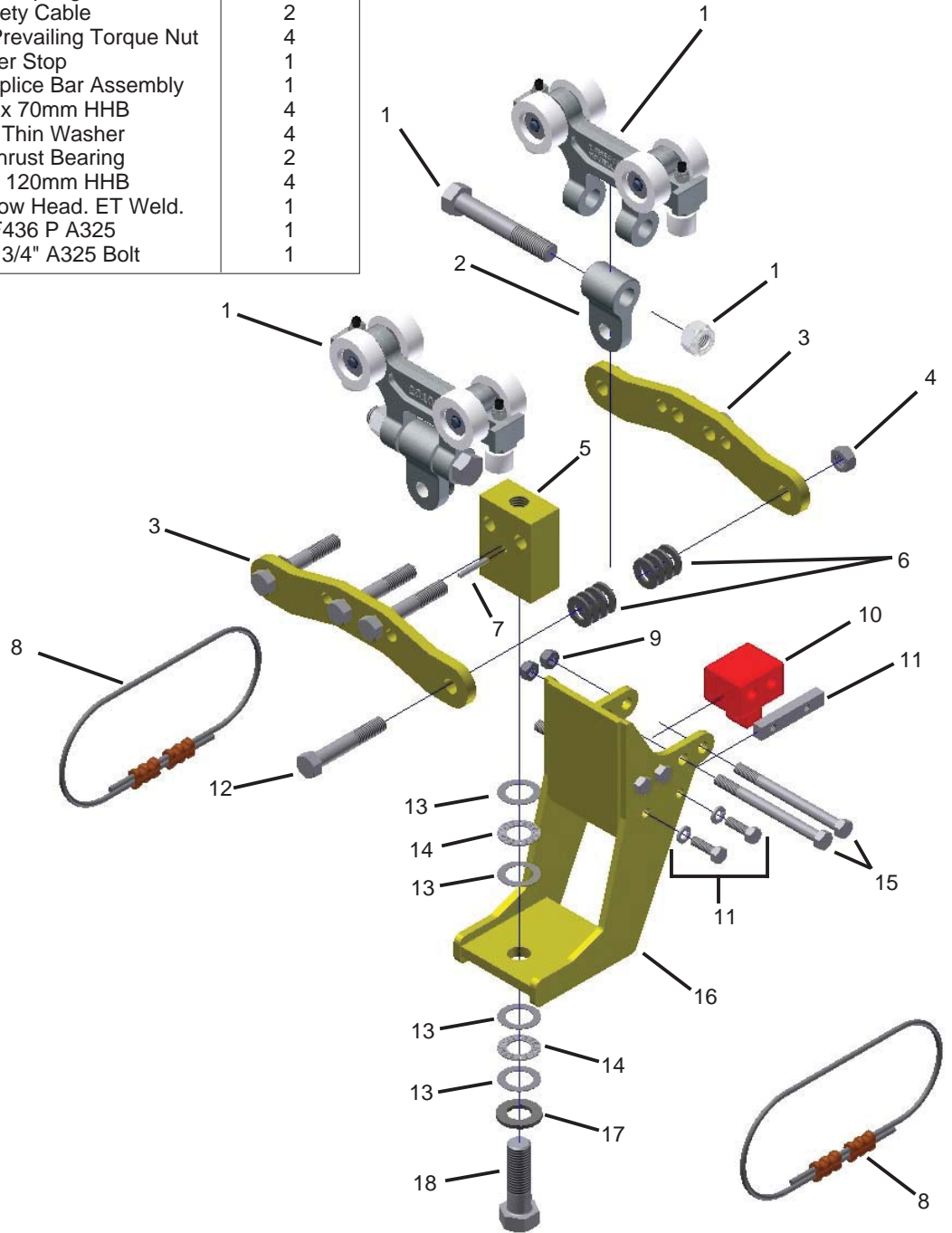
ETA-4/5 RIGID END TRUCK ASSEMBLY

REF.	STOCK CODE	DESCRIPTION	QUANTITY
1	20115	ETA-4/5 Three Hole Mount Load Trolley	2
2	52185	1/2-13 Top Lock Nut	6
3	53060	1/2" SAE Flat Washer	6
4		End Truck Angle	2
5	50760	1/2-13 x 1 3/4 GR5 HHB	4
6	50809	1/2-13 x 2 3/4 GR5 HHB	2
7	78570	ETA-4 End Truck Block	1



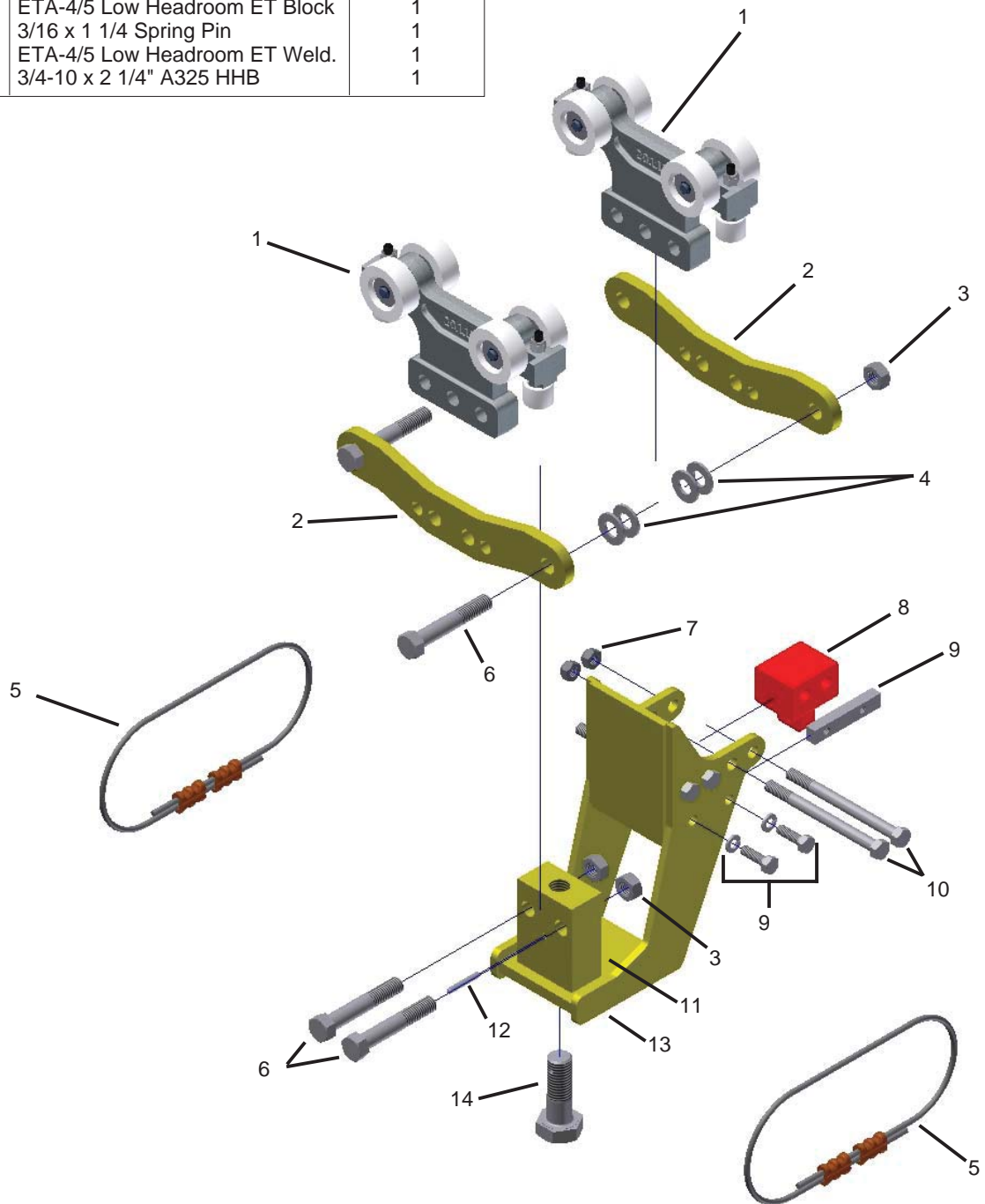
22600 ETA-4/5 ARTICULATING LOW HEADROOM END TRUCK

REF.	STOCK CODE	DESCRIPTION	QUANTITY
1	20100	ETA-4/5 Short Body Load Trolley	2
2	59810M	402 Mach. Flat LL Casting	2
3	60025	ETA-4/5 Low Head. ET Load Bar	2
4	52445	M12x1.75 Prevailing Torque Nut	4
5	60030	ETA-4/5 Low Head. ET Block	1
6	53060	1/2 SAE Flat Washer	16
7	54180	3/16 x 1 1/4 Spring Pin	1
8	25640	ETA-4 Safety Cable	2
9	52440	M10x1.5 Prevailing Torque Nut	4
10	59980	ETA-5 Inner Stop	1
11	25515	ETA-4/5 Splice Bar Assembly	1
12	51820	M12x1.75 x 70mm HHB	4
13	53321	TWA1220 Thin Washer	4
14	56161	TC1220 Thrust Bearing	2
15	51770	M10x1.5 x 120mm HHB	4
16	25336	ETA-4/5 Low Head. ET Weld.	1
17	53410	3/4" F/W F436 P A325	1
18	51281	3/4-10 x 2 3/4" A325 Bolt	1



22605 ETA-4/5 RIGID LOW HEADROOM END TRUCK

REF.	STOCK CODE	DESCRIPTION	QUANTITY
1	20115	ETA-4/5 Three Hole Mount Trolley	2
2	60025	ETA-4/5 Low Head. ET Load Bar	2
3	52445	M12x1.75 Prevailing Torque Nut	4
4	53060	1/2 SAE Flat Washer	12
5	25640	ETA-4 Safety Cable Assembly	2
6	51820	M12x1.75 x 70mm HHB	4
7	52440	M10x1.5 Prevailing Torque Nut	4
8	59980	ETA-5 Inner Stop	1
9	25515	ETA-4/5 Splice Bar Assembly	1
10	51770	M10x1.5 x 120mm HHB	4
11	60030	ETA-4/5 Low Headroom ET Block	1
12	54180	3/16 x 1 1/4 Spring Pin	1
13	25336	ETA-4/5 Low Headroom ET Weld.	1
14	51260	3/4-10 x 2 1/4" A325 HHB	1

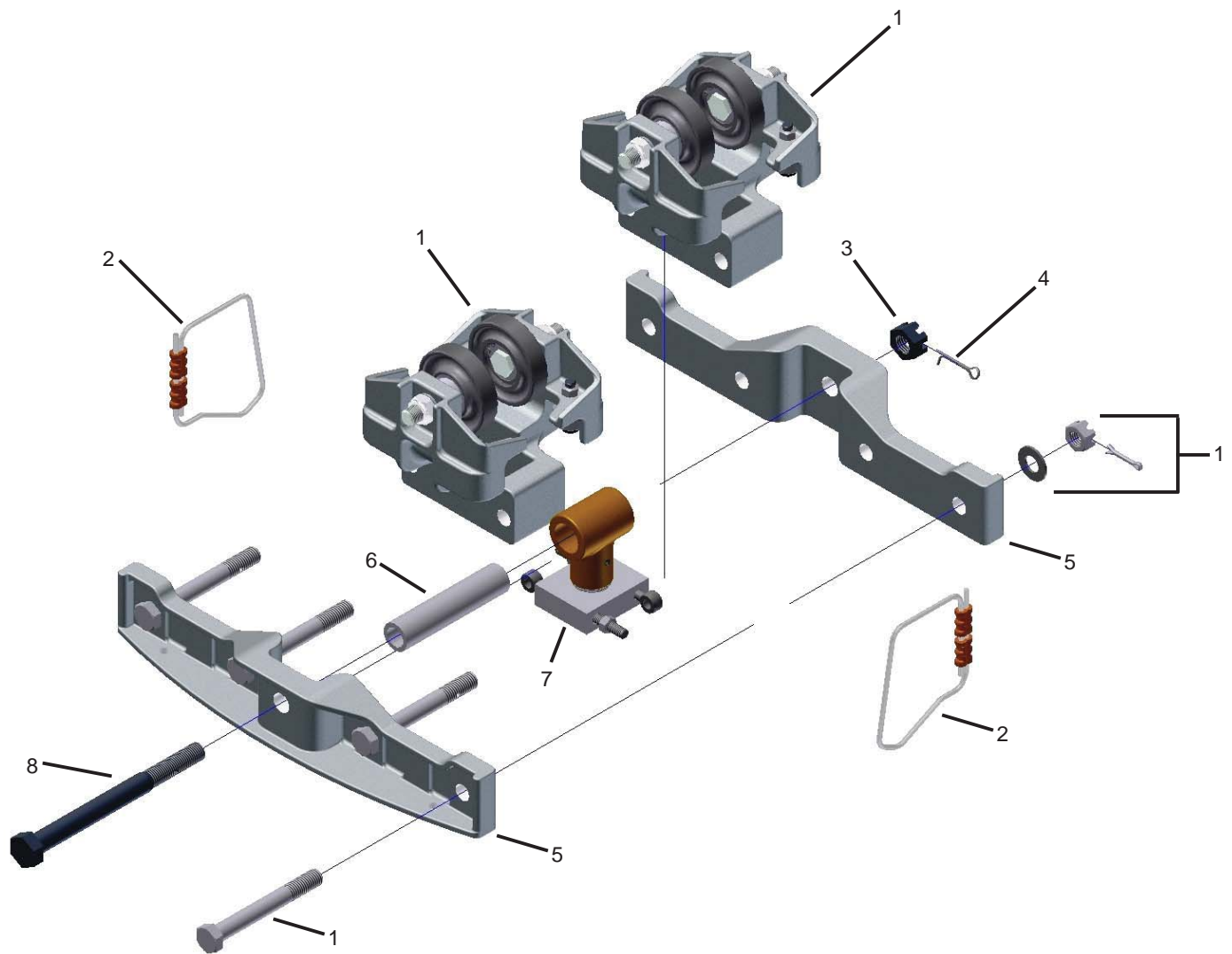


ETA-4/5 STANDARD RAIL END TRUCK ASSEMBLIES

(22557, 22558 AND 22559 WITHOUT KICKUP)


(22574, 22575 AND 22576 WITH KICKUP)

REF.	STOCK CODE	DESCRIPTION	QUANTITY
1	10189	MBC-500-3-325 Trolley W/O KU	2
2	25640	ETA-4 Safety Cable	2
3	52370	3/4-10 Small Slot Hex Nut	1
4	54086	5/32 x 1 1/2 Cotter Pin	1
5	59580M	156 MBC End Truck Mach. Cast.	2
6	25010	1 1/8 OD Wear Sleeve Assy	1
7	25411	ETA-4 507 Hanger Assy 108/475	1
8	51420	3/4-10 x 8 GR5 HHB	1



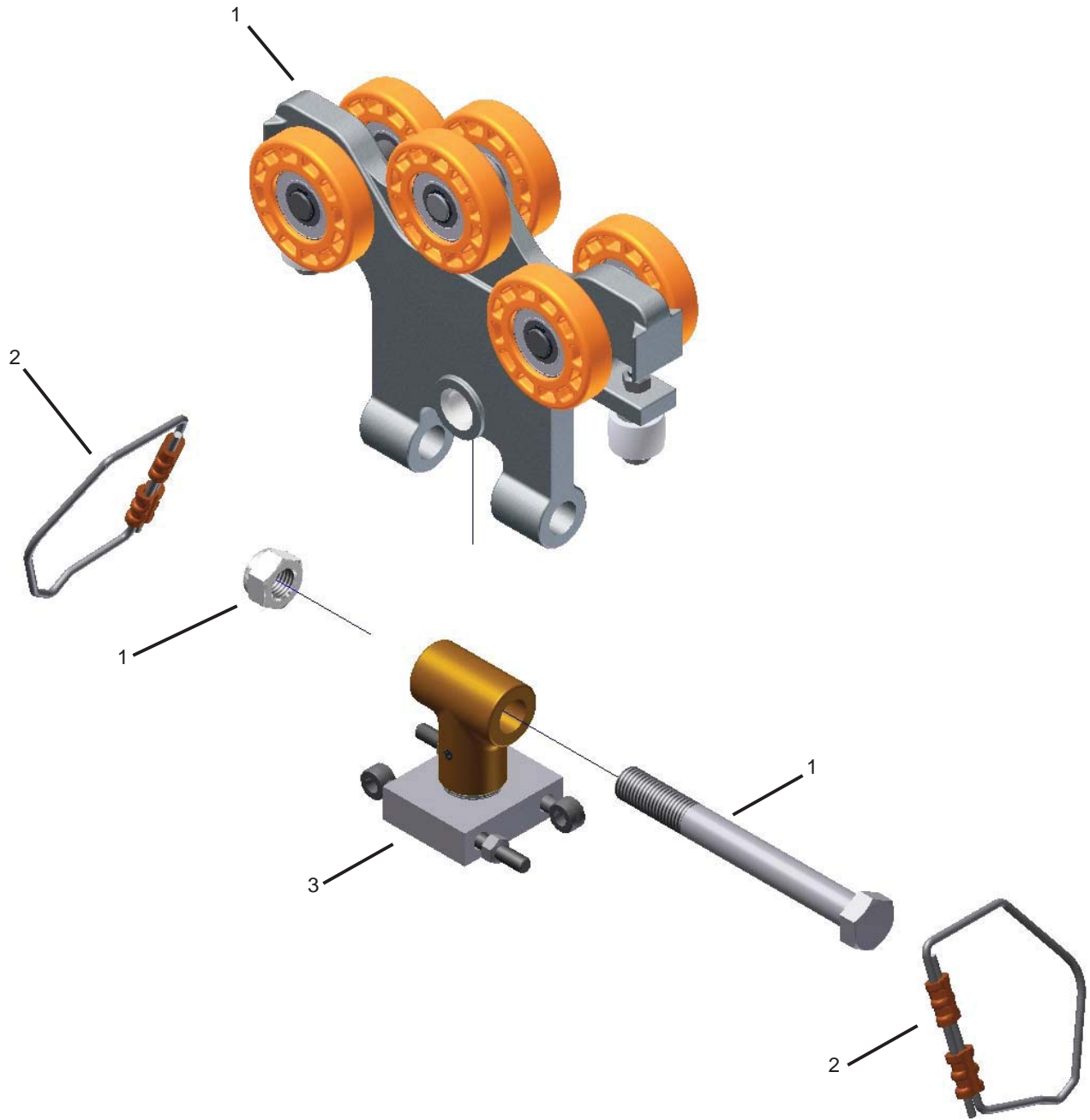
22039 ETA-4/5 SINGLE END TRUCK ASSEMBLY TO RUN ON ETA-8 (WITHOUT KICKUP)

REF.	STOCK CODE	DESCRIPTION	QUANTITY
1	20019	ETA-8 Long Body Load Trolley	1
2	25640	ETA-4 Safety Cable Assembly	2
3	25251	505A Hanger Assy (106/475)	1



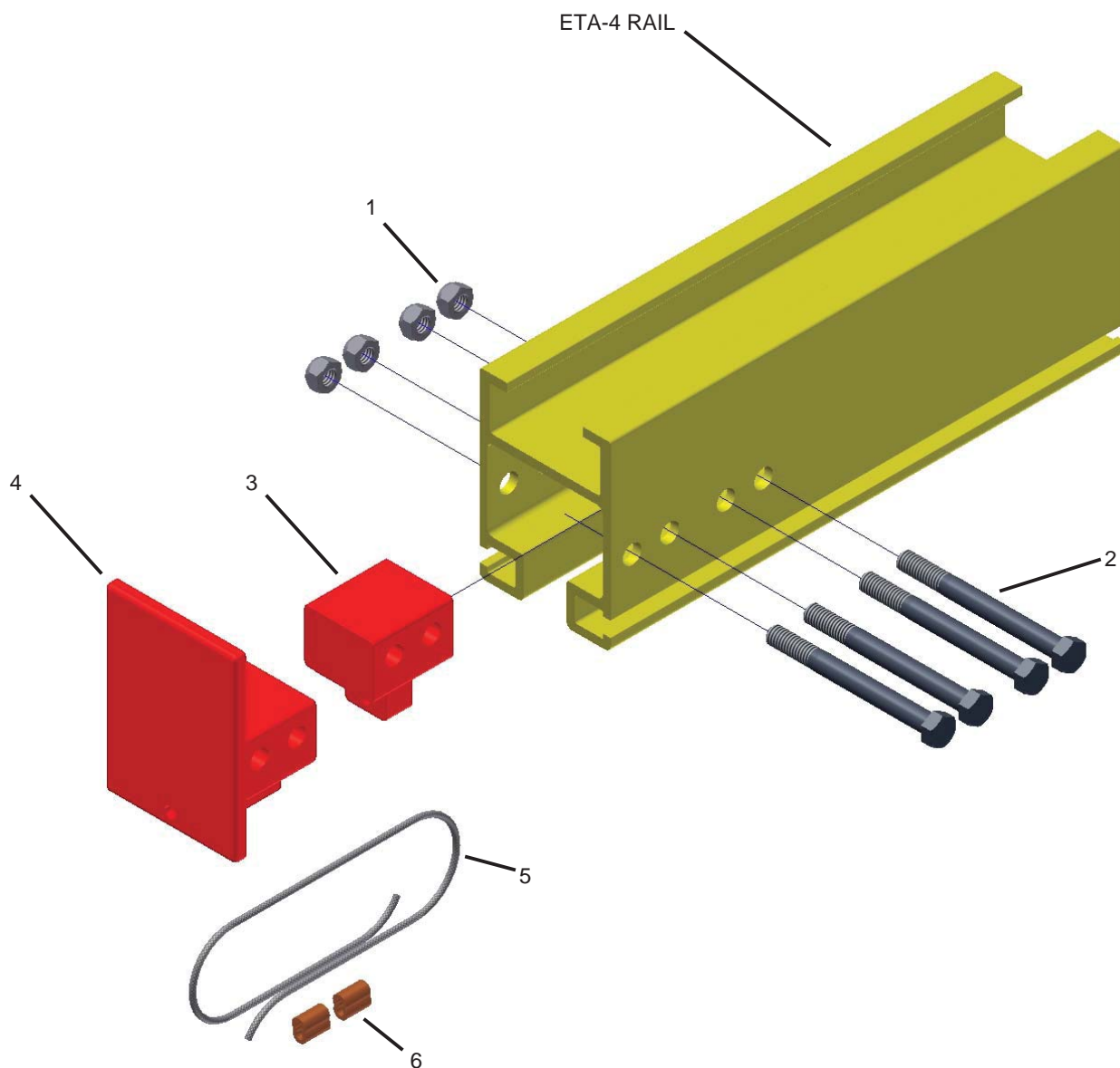
22047 ETA-4/5 SINGLE END TRUCK ASSEMBLY TO RUN ON ETA-8 (WITH KICKUP)

REF.	STOCK CODE	DESCRIPTION	QUANTITY
1	20069	ETA-8 Long Body Kickup Trolley	1
2	25640	ETA-4 Safety Cable Assembly	2
3	25251	505A Hanger Assy (106/475)	1



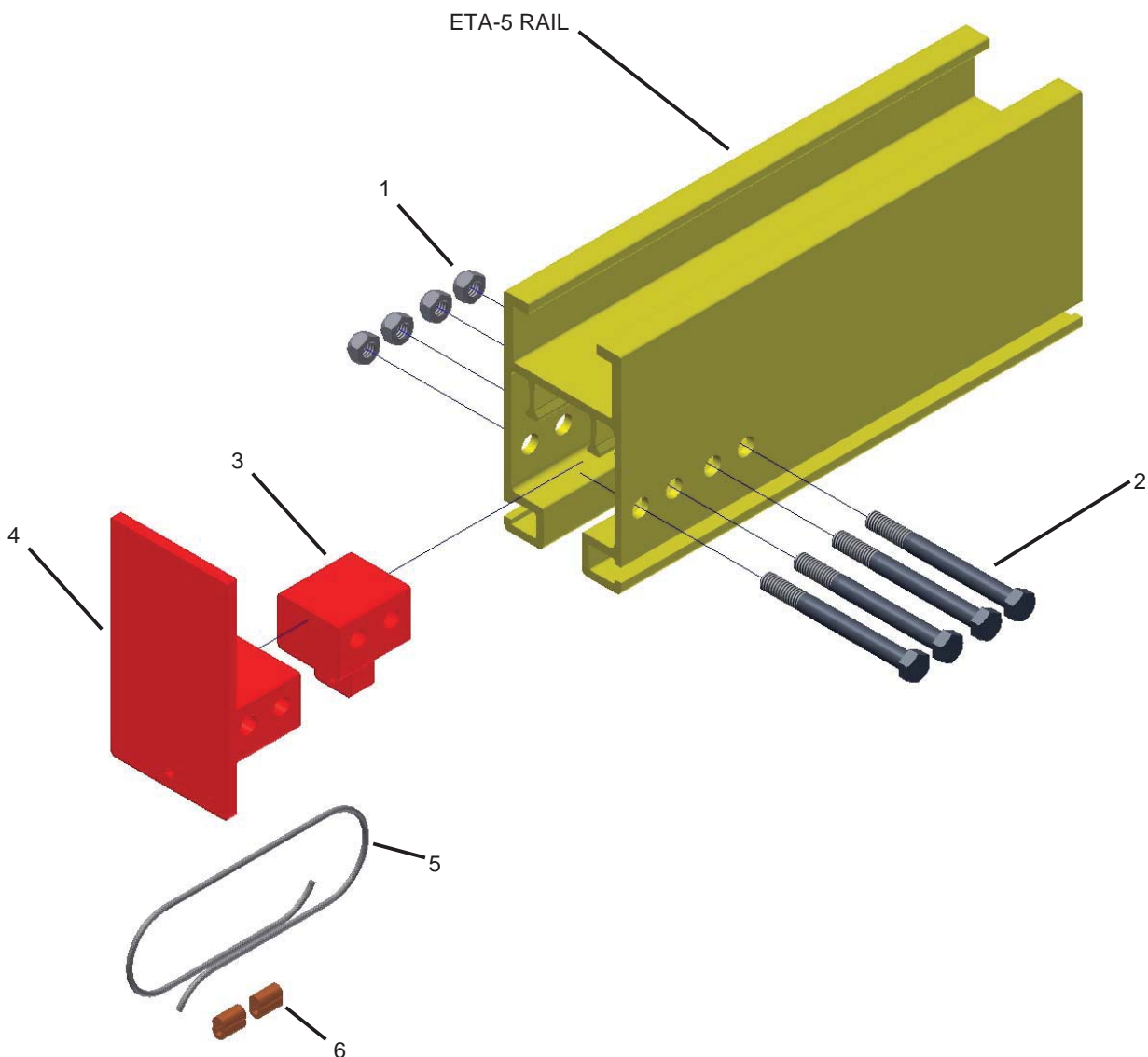
24900 ETA-4 DOUBLE END STOP

REF.	STOCK CODE	DESCRIPTION	QUANTITY
1	52440	M10x1.5 Prevailing Torque Nut	4
2	51765	M10x1.5 x 100mm HHB	4
3	59980	ETA-5 Inner Stop	1
4	59967	ETA-4 End Cap	1
5	65020	1/8" 7x19 Stain. Stl. Wire Rope	1
6	78020	1/8" Copper Oval Sleeve	2



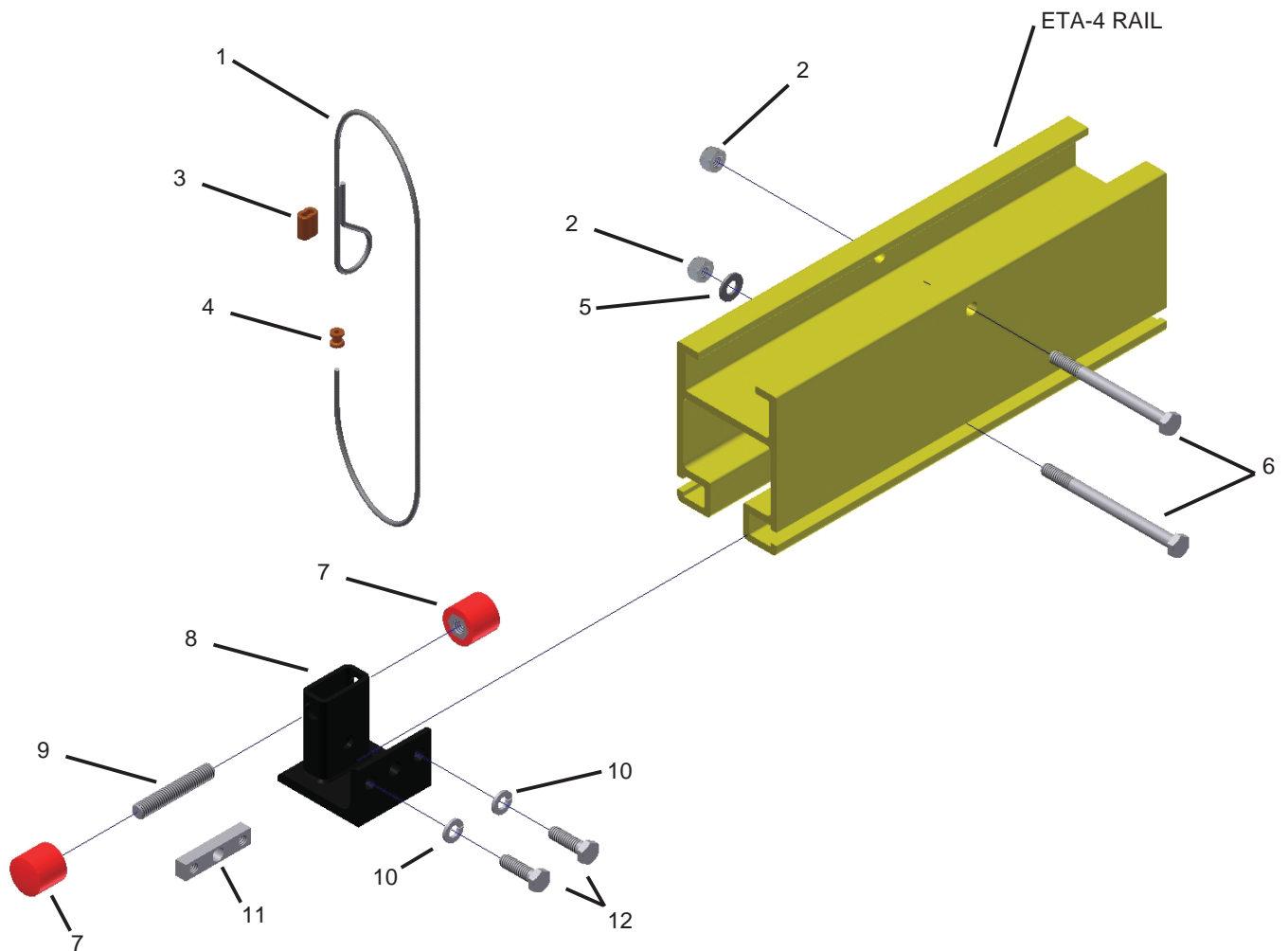
25194 ETA-5 DOUBLE END STOP

REF.	STOCK CODE	DESCRIPTION	QUANTITY
1	52440	M10x1.5 Prevailing Torque Nut	4
2	51765	M10x1.5 x 100mm HHB	4
3	59980	ETA-5 Inner Stop	1
4	59970	ETA-5 Poly End Cap	1
5	65020	1/8" 7x19 Stain. Stl. Wire Rope	1
6	78020	1/8" Copper Oval Sleeve	2



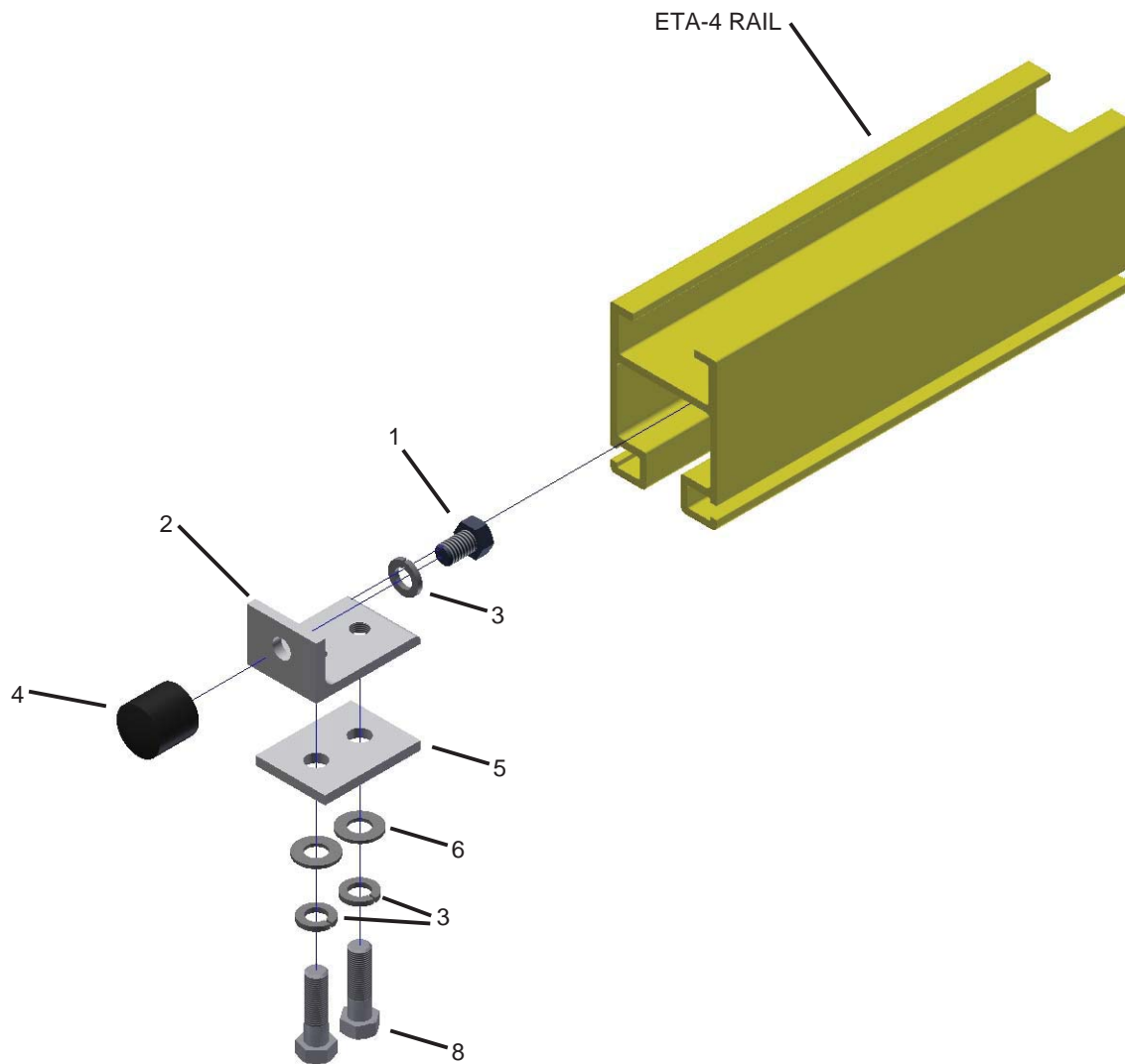
25575 ETA-4/5 INSERTABLE MID-RAIL STOP

REF.	STOCK CODE	DESCRIPTION	QUANTITY
1	65020	1/8" x 18" 7X19 SST. Wire Rope	1
2	52435	M8x1.25 Nylon Insert Lock Nut	2
3	78020	1/8" Copper Oval Sleeve	1
4	78021	1/8" Copper Stop Sleeve	1
5	53030	5/16 SAE Flat Washer	1
6	51725	M8x1.25 x 100mm HHB	2
7	60001	ETA-4/5 Poly Bumper	2
8	60000	ETA-4/5 Mid -Rail Stop Weldment	1
9	80970	3/8-16 x 2 1/4" Threaded Rod	1
10	52500	M8 Spring Lock Washer	2
11	60002	ETA-4/5 Mid-Rail Stop Bar	1
12	51720	M8x1.25 x 25mm HHB	2



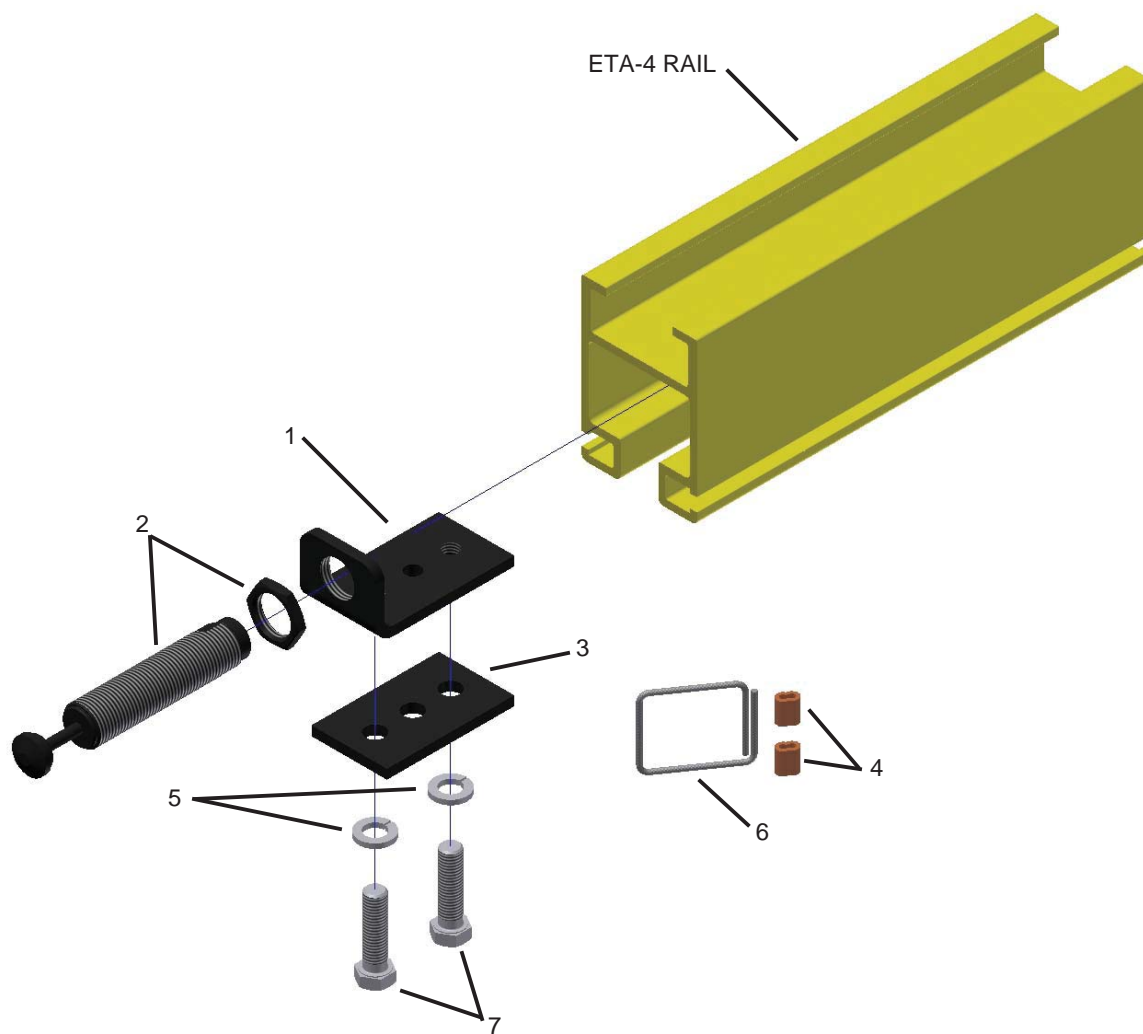
25580 ETA-4/5 MID-RAIL STOP ASSEMBLY

REF.	STOCK CODE	DESCRIPTION	QUANTITY
1	50720	1/2-13 x 3/4" HHB	1
2	25573	ETA-4 Mid Stop Angle	1
3	53230	1/2" Spring Lock Washer	3
4	62010	1 1/4" Neo Bumper	1
5	25574	ETA-4 Mid Stop Plate	1
6	53060	1/2" SAE Flat Washer	2
7	51795	M12x1.5 x 45mm HHB	2



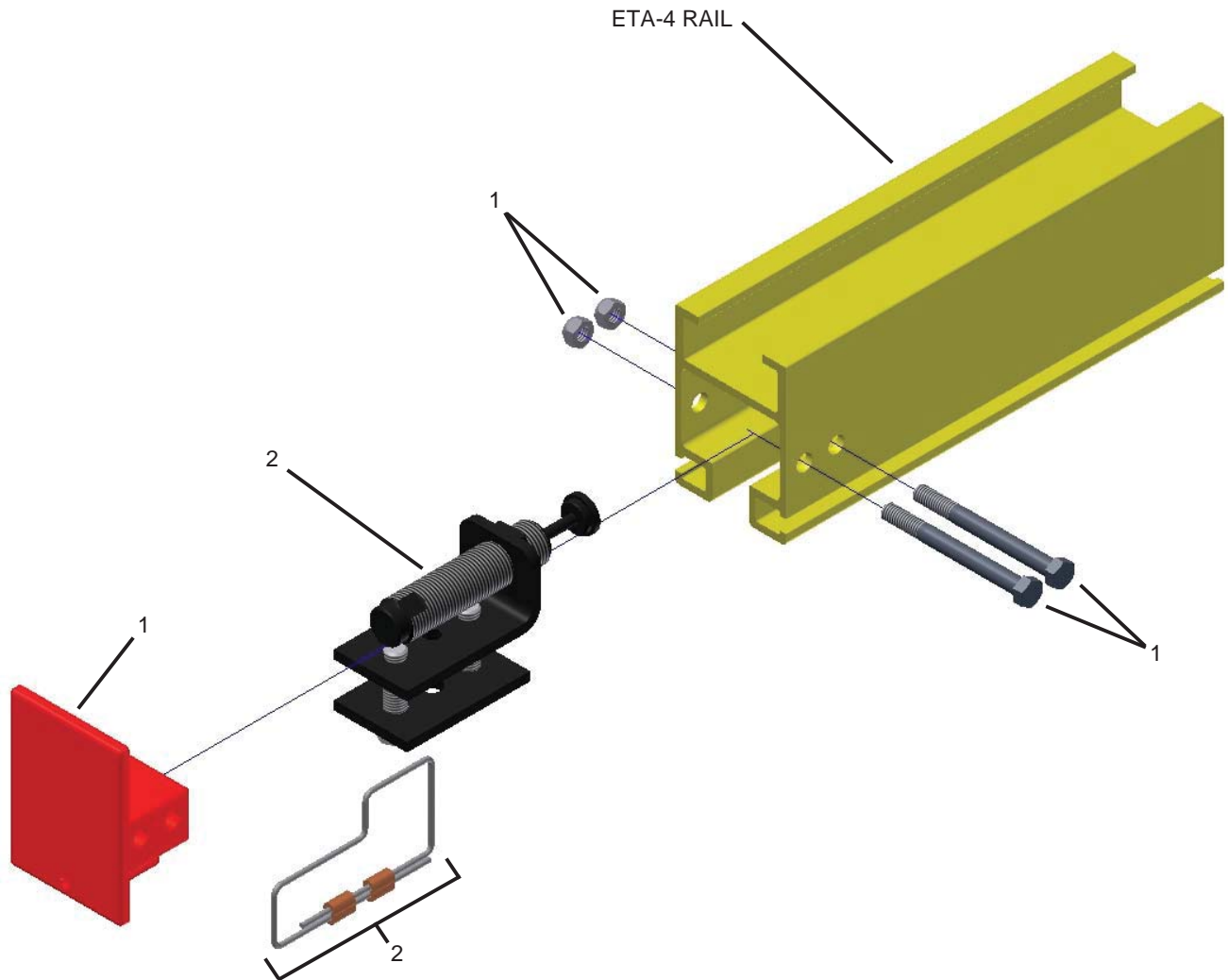
25185 ETA-4/5 POSITION STOP SHOCK ABSORBER ASSEMBLY

REF.	STOCK CODE	DESCRIPTION	QUANTITY
1	59902	ETA-4/5 Shock Absorber Holder	1
2	59904	SC650-3 SC Series Shock Absorber	1
3	59903	ETA-4/5 Position Stop Clamp Plate	1
4	78020	1/8" Copper Oval Sleeve	2
5	52510	12mm Spring Lock Washer	2
6	65020	1/8" x 14" 7x19 SST. Wire Rope	1
7	51790	M12x1.75 x 45mm HHB	2



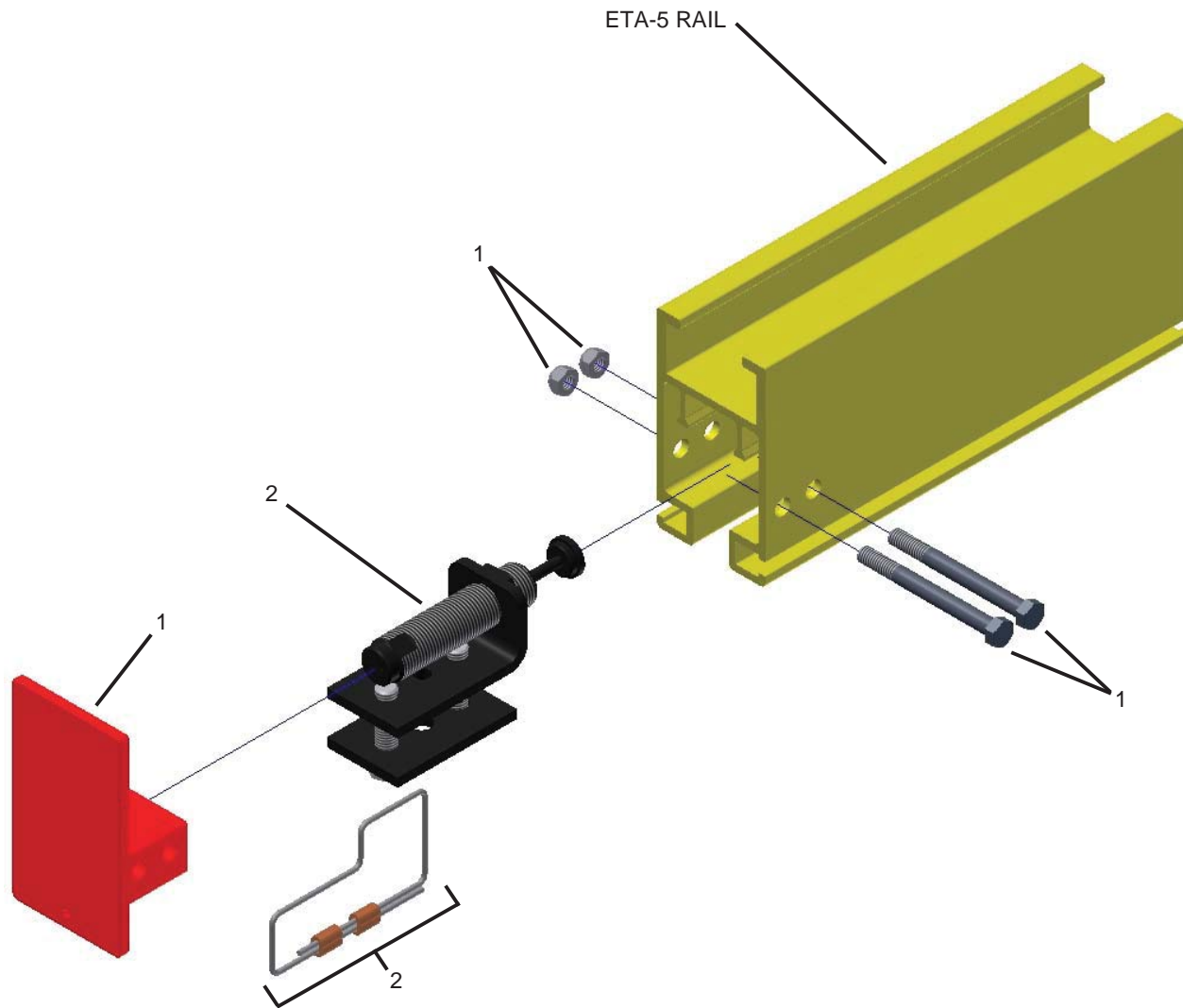
25133 ETA-4 END STOP SHOCK ABSORBER ASSEMBLY

REF.	STOCK CODE	DESCRIPTION	QUANTITY
1	25199	ETA-4 End Cap Assembly	1
2	25185	ETA-4/5 Position Stop Shock Absorber	1



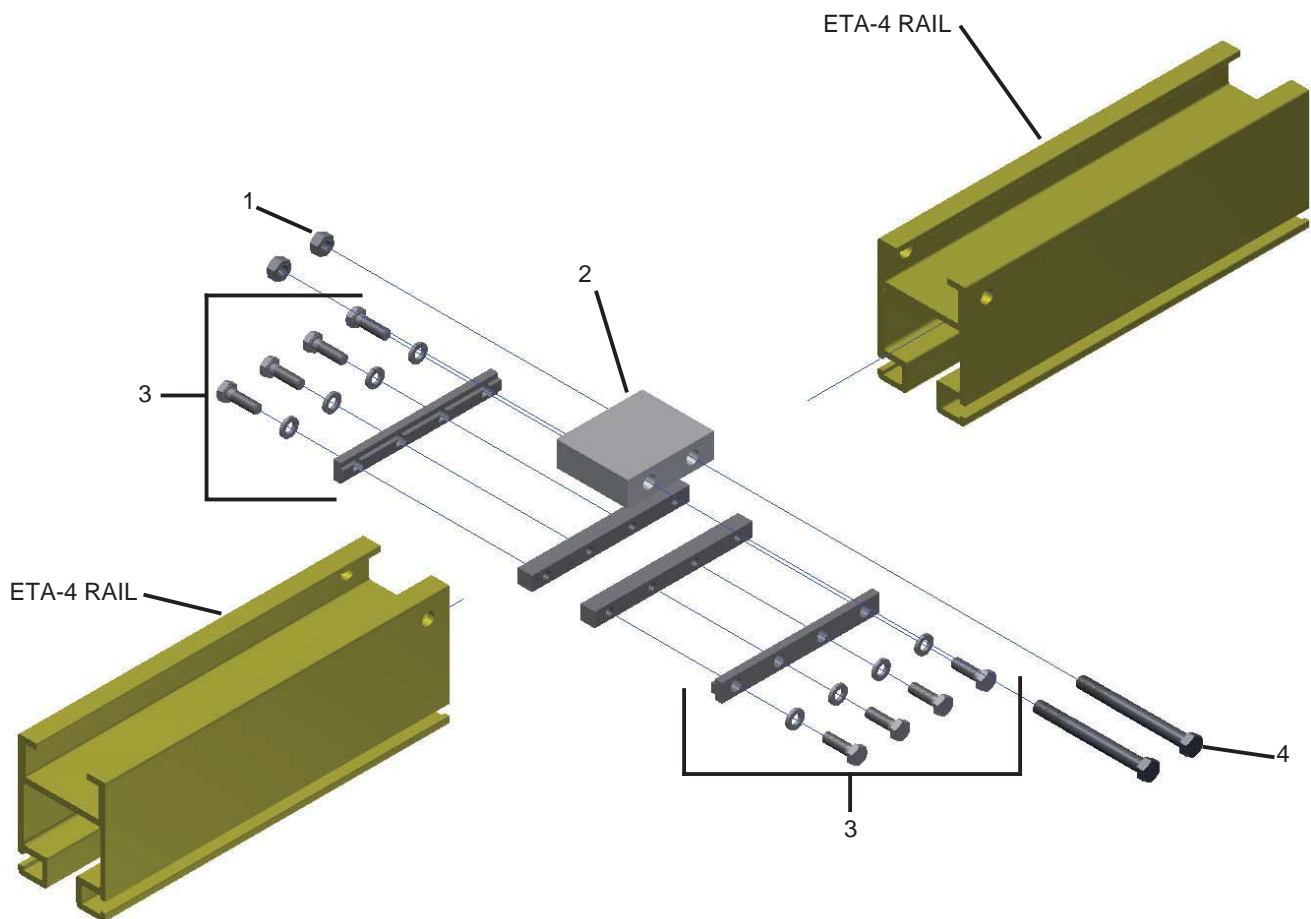
25134 ETA-5 END STOP SHOCK ABSORBER ASSEMBLY

REF.	STOCK CODE	DESCRIPTION	QUANTITY
1	25192	ETA-5 End Cap Assembly	1
2	25185	ETA-4/5 Position Stop Shock Absorber	2



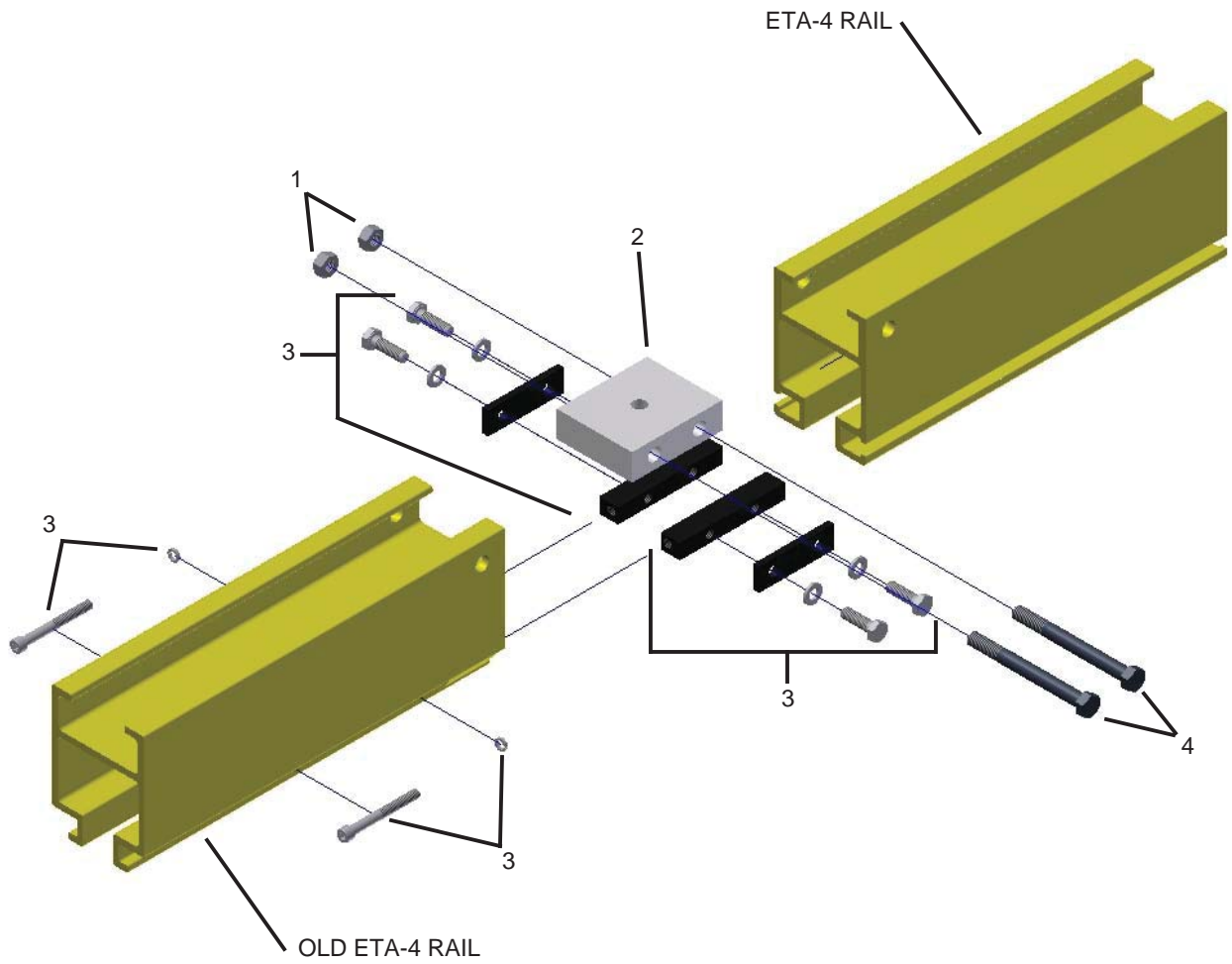
25514 ETA-4/5 BOLTED SPLICE ASSEMBLY

REF.	STOCK CODE	DESCRIPTION	QUANTITY
1	52095	3/8-16 Top Lock Nut, GR C	2
2	59955	ETA-4 475A Block	1
3	25515	ETA-4/5 Splice Bar Assembly M8x1.25 x 25mm HHB 8mm Spring Lock Washer	2
4	50035	3/8-16 X 4-1/2" Rod End	2



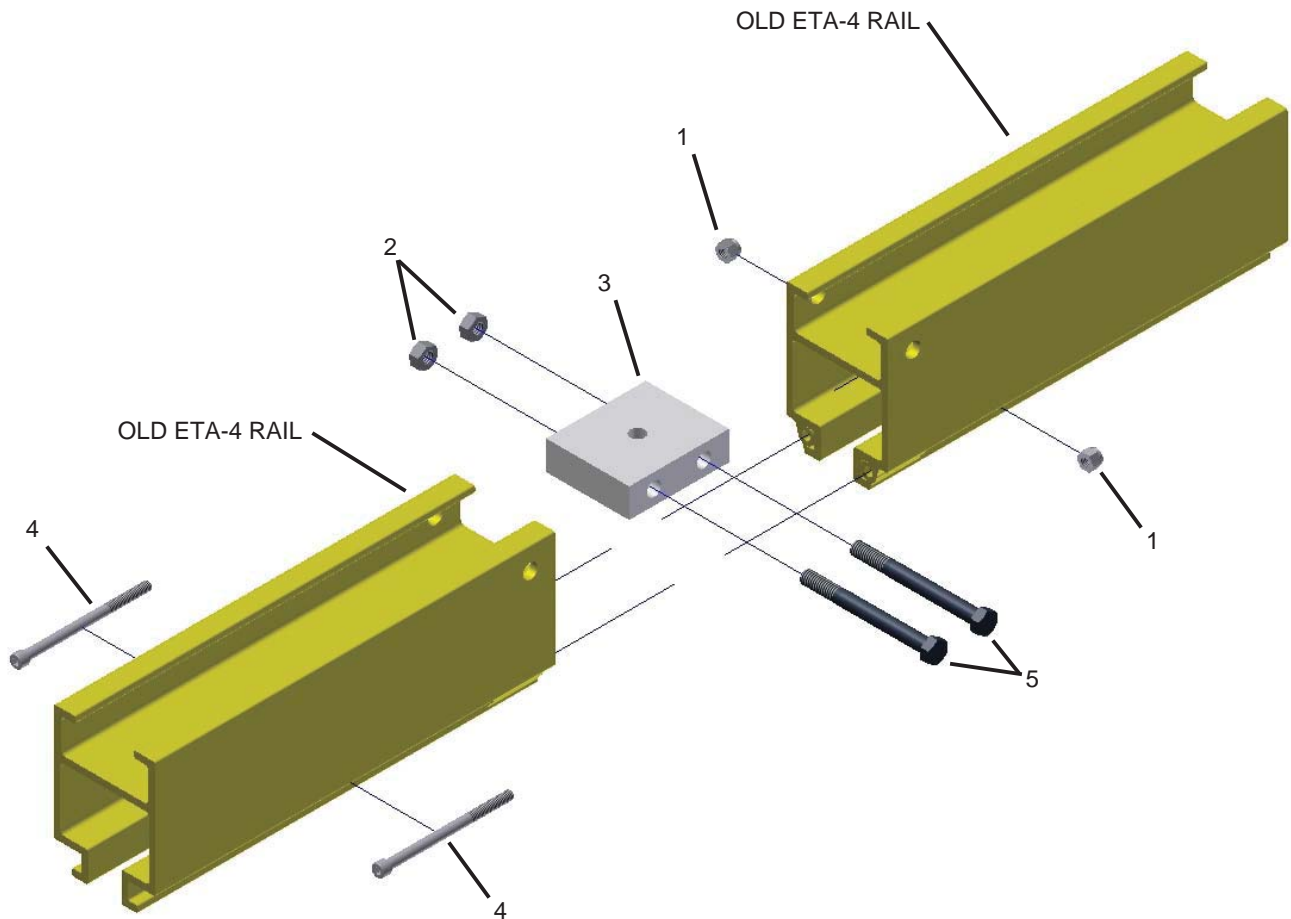
25559 ETA-4 TRANSITION SPLICE ASSEMBLY

REF.	STOCK CODE	DESCRIPTION	QUANTITY
1	52440	M10x1.5 Prevailing Torque Nut	2
2	59955	ETA-4 475A Block	1
3	78290	ETA-4 Transition Splice Bar	2
		M8x1.25 x 25mm HHB	2
		8mm Spring Lock Washer	2
		M6x1.0 x 60mm SHCS	1
		6mm Spring Lock Washer	1
4	51765	M10x1.5 x 100mm HHB	2



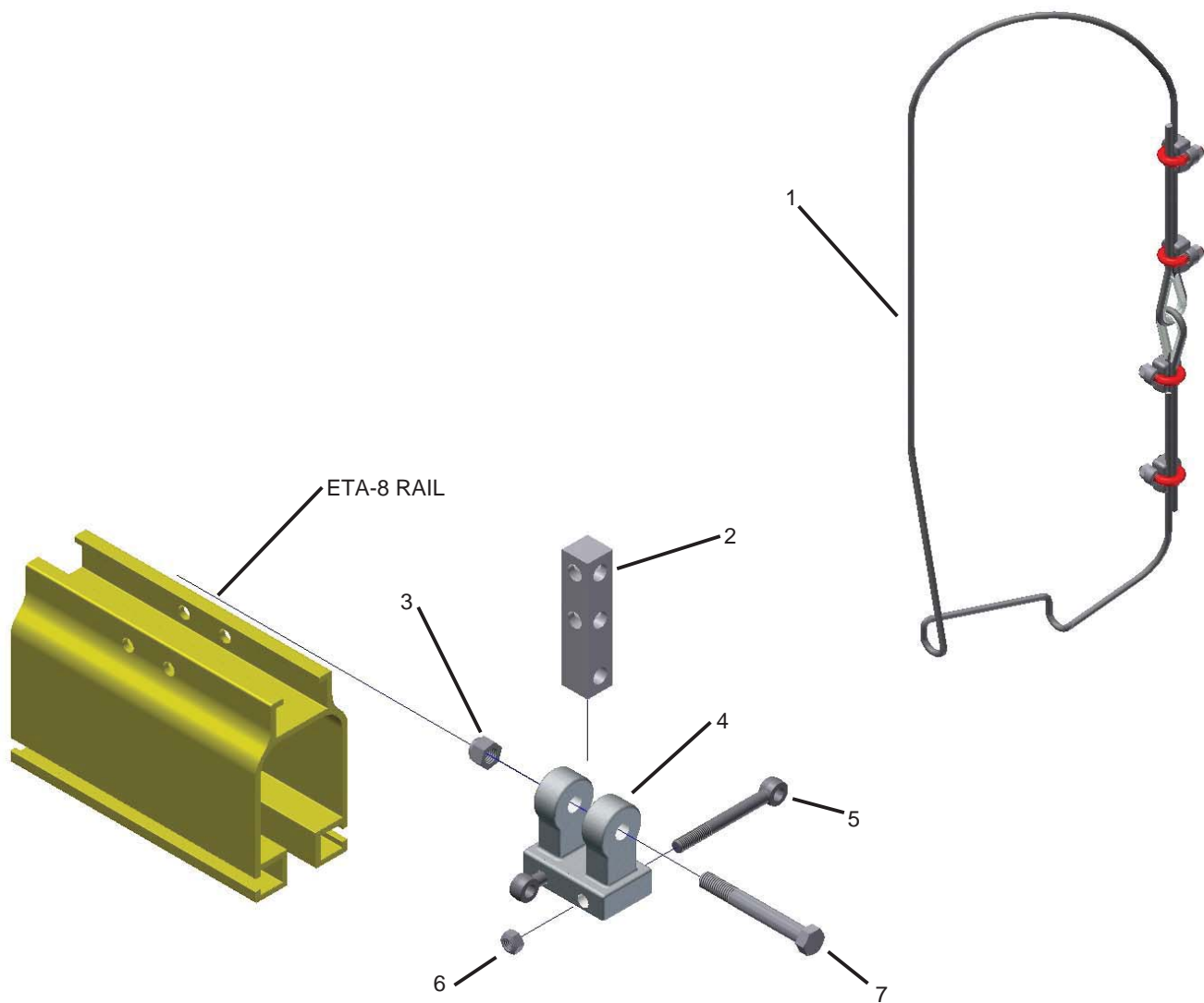
25530 ETA-4 OLD RAIL SPLICE ASSEMBLY

REF.	STOCK CODE	DESCRIPTION	QUANTITY
1	52430	M6x1.0 Nylon Insert Lock Nut	2
2	52440	M10x1.5 Prevailing Torque Nut	2
3	59955	ETA-4 475A Block	1
4	51715	M6x1.0 x 100mm SHCS	2
5	51765	M10x1.5 x 100mm HHB	2



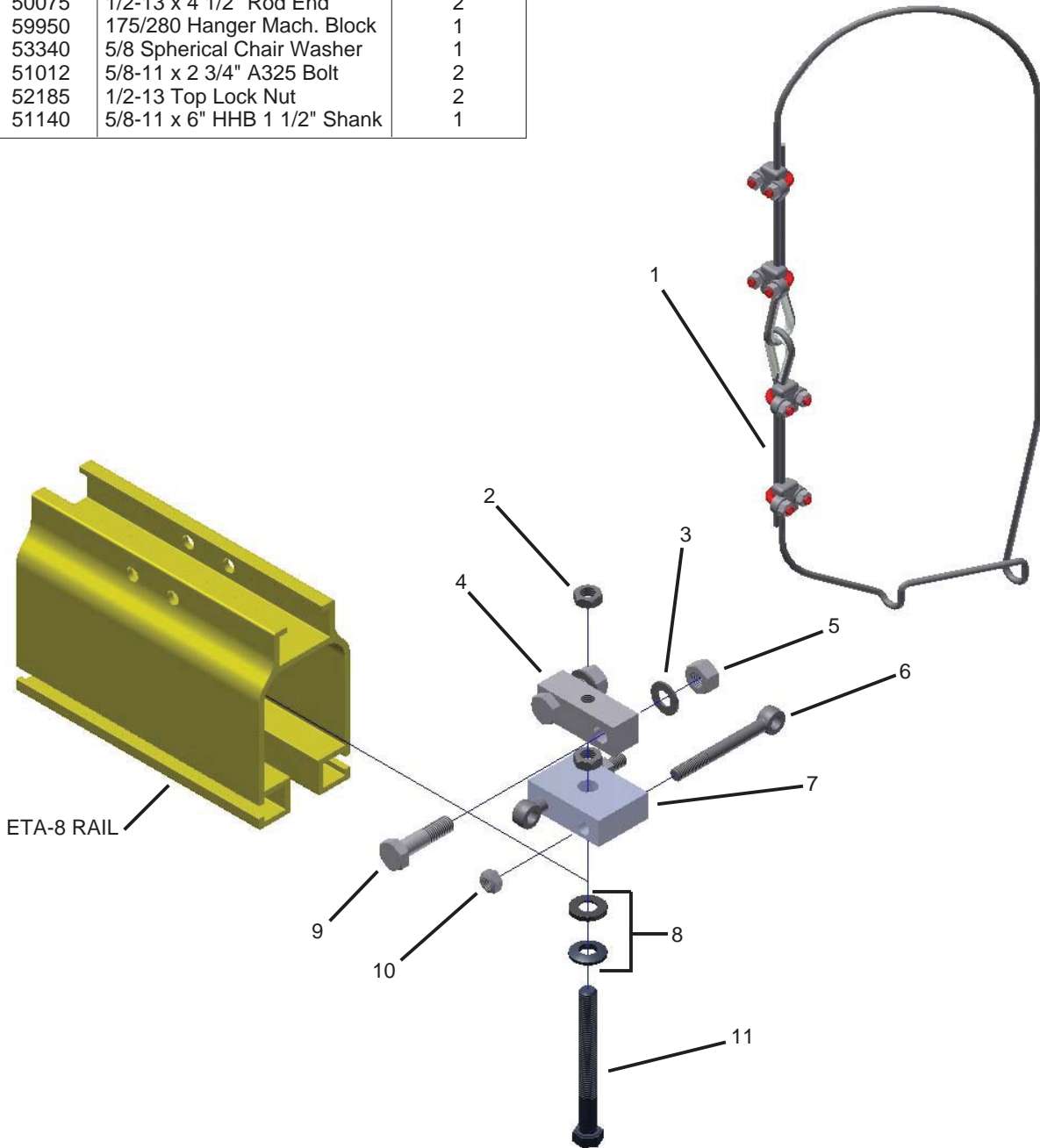
25170 ETA-8 BLOCK HANGER

REF.	STOCK CODE	DESCRIPTION	QUANTITY
1	78287	Safety Cable for ETA Hangers	1
2	63020	ETA-8 Hanger Block	1
3	52450	M16x2.0 Prevailing Torque Nut	1
4	59690M	180/215 Mach. Hanger Casting	1
5	50075	1/2-13 x 4 1/2" Rod End	2
6	52185	1/2-13 Top Lock Nut	2
7	51915	M16x2.0 x 130mm HHB	1



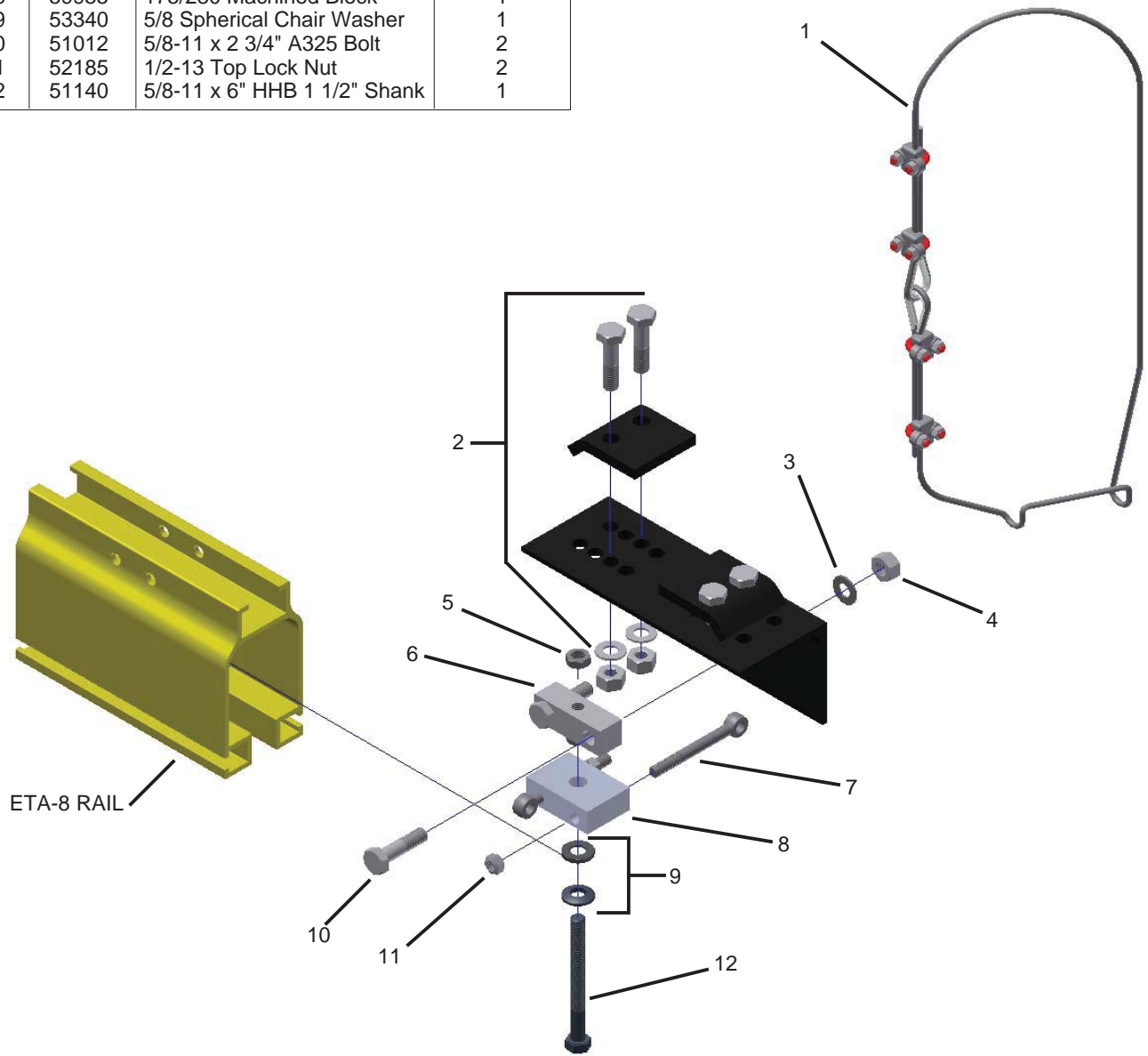
25465 ETA-8 ADJUSTABLE BLOCK HANGER

REF.	STOCK CODE	DESCRIPTION	QUANTITY
1	78287	Safety Cable for ETA Hangers	1
2	52270	5/8-11 Hex Jam Nut	2
3	53405	5/8 F436 (A325 Struc F/W)	2
4	78288	Threaded Rod Hanger Block	1
5	52315	5/8-11 Anco 2H Coloc Nut	2
6	50075	1/2-13 x 4 1/2" Rod End	2
7	59950	175/280 Hanger Mach. Block	1
8	53340	5/8 Spherical Chair Washer	1
9	51012	5/8-11 x 2 3/4" A325 Bolt	2
10	52185	1/2-13 Top Lock Nut	2
11	51140	5/8-11 x 6" HHB 1 1/2" Shank	1



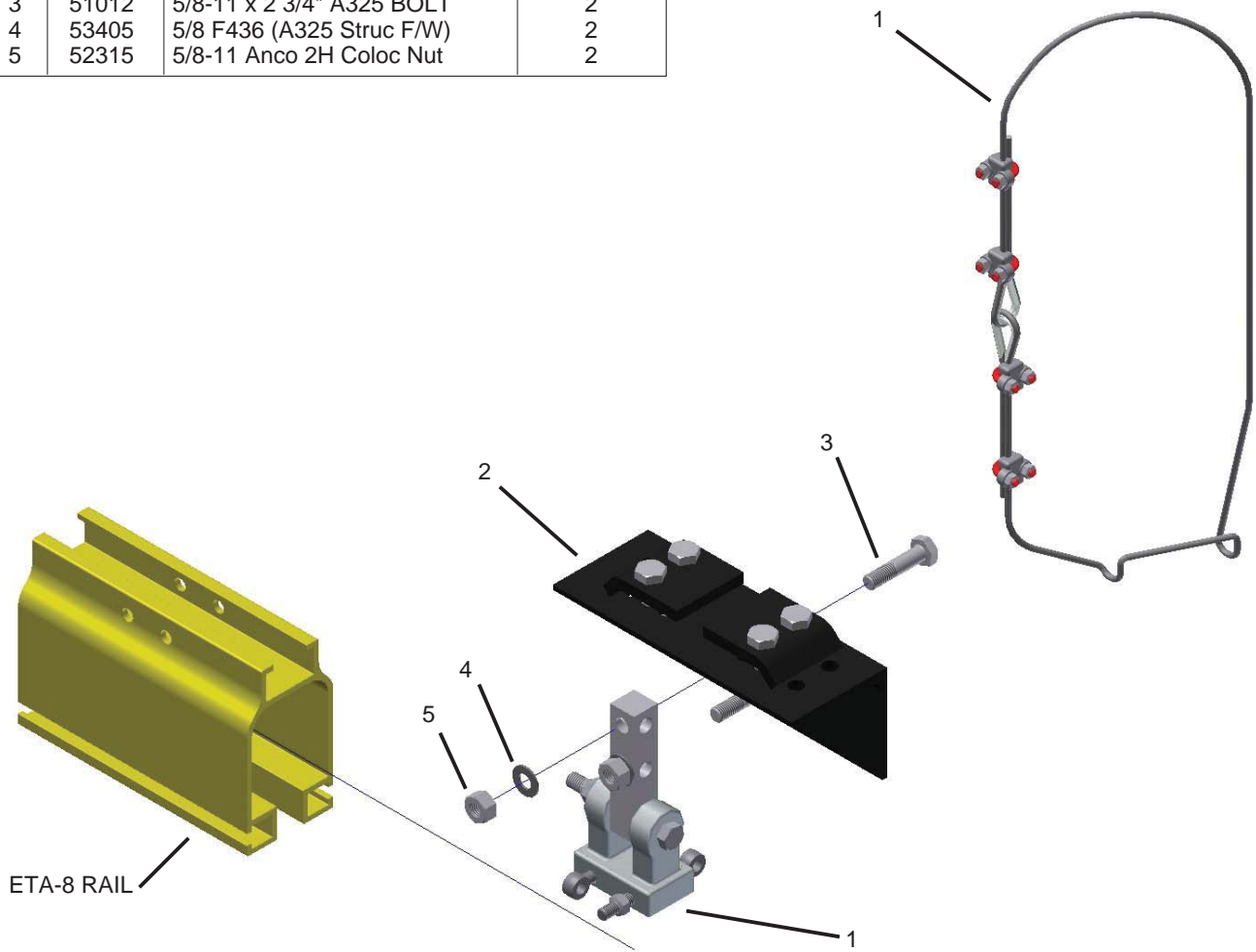
25472 ETA-8 CLOSED ADJUSTABLE HANGER

REF.	STOCK CODE	DESCRIPTION	QUANTITY
1	78287	Safety Cable for ETA Hangers	1
2	25702	ETA-8 Hanger Clip Assembly	1
		5/8-11 x 2 1/2" A325 Bolt	
		ETA-8 Rollover Clip	
		ETA-8 Hanger Clip	
		5/8 F436 (A325 Struc F/W)	
3	53405	5/8-11 Anco 2H Coloc Nut	2
4	52315	5/8-11 Anco 2H Coloc Nut	2
5	52270	5/8-11 Hex Jam Nut	2
6	78288	Threaded Rod Hanger Block	1
7	50075	1/2-13 x 4 1/2" Rod End	2
8	59955	175/280 Machined Block	1
9	53340	5/8 Spherical Chair Washer	1
10	51012	5/8-11 x 2 3/4" A325 Bolt	2
11	52185	1/2-13 Top Lock Nut	2
12	51140	5/8-11 x 6" HHB 1 1/2" Shank	1



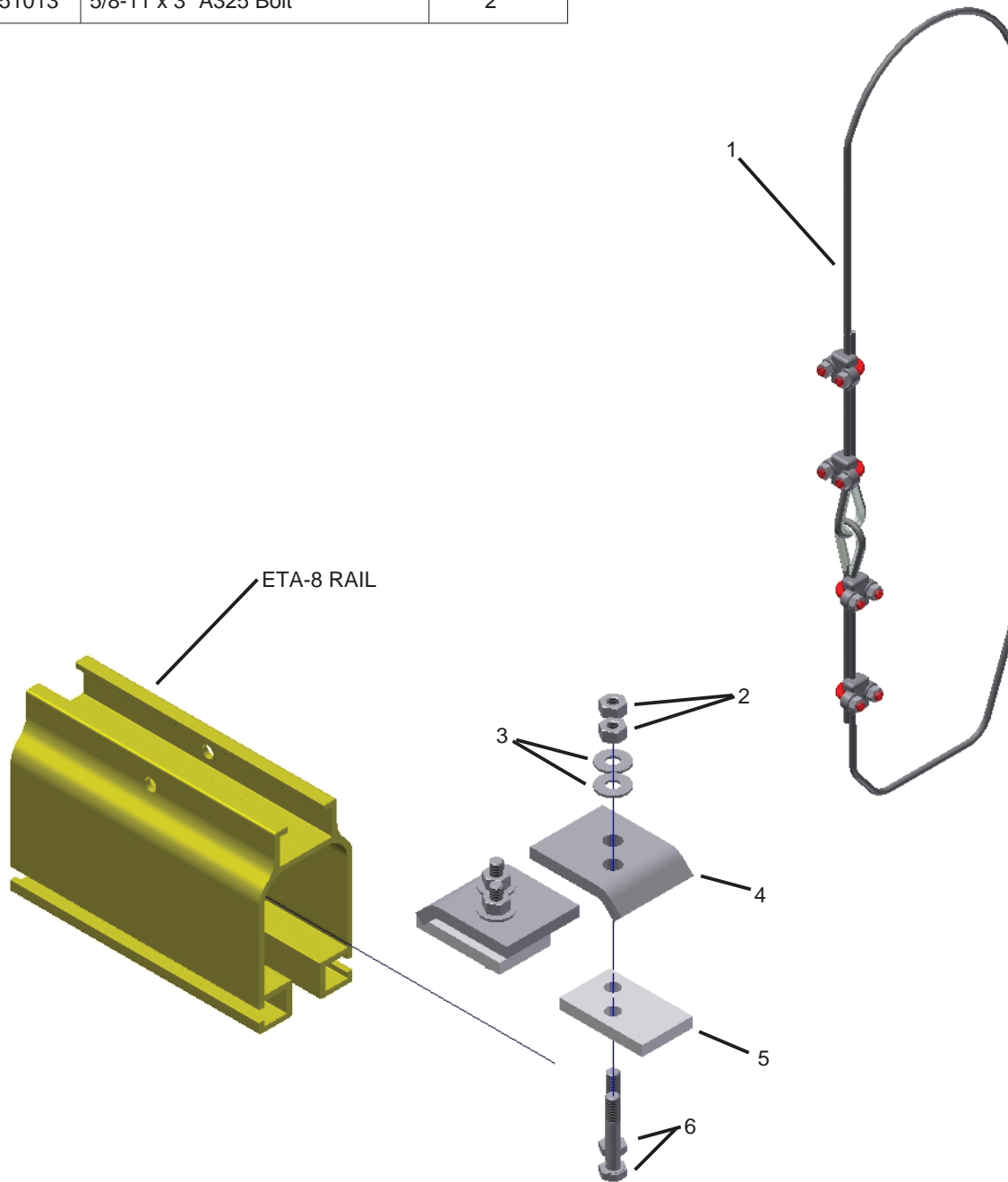
27061 ETA-8 BEAM HANGER

REF.	STOCK CODE	DESCRIPTION	QUANTITY
1	25170	ETA-8 Block Hanger Safety Cable for ETA Hangers ETA-8 Hanger Block M16x2.0 Prevailing Torque Nut 180/215 Mach. Hanger Casting 1/2-13 x 4 1/2" Rod End 1/2-13 Top Lock Nut M16x2.0 x 130mm HHB	1
2	25702	ETA-8 Hanger Clip Assembly 5/8-11 x 2 1/2" A325 Bolt ETA-8 Rollover Clip ETA-8 Hanger Clip 5/8 F436 (A325 Struc F/W) 5/8-11 Anco 2H Coloc Nut	1
3	51012	5/8-11 x 2 3/4" A325 BOLT	2
4	53405	5/8 F436 (A325 Struc F/W)	2
5	52315	5/8-11 Anco 2H Coloc Nut	2



27070 ETA RIGID MOUNT HANGER

REF.	STOCK CODE	DESCRIPTION	QUANTITY
1	78287	Safety Cable for ETA Hangers	1
2	52315	5/8-11 Anco 2H Coloc nut	2
3	53405	5/8-11 F436 (A325 Struc. Washer)	2
4	78285	ETA Toe Clip	1
5	78565	ETA-8 Rigid End Truck Block	1
6	51013	5/8-11 x 3" A325 Bolt	2



20011 ETA-8 SHORT BODY LOAD TROLLEY

REF.	STOCK CODE	DESCRIPTION	QUANTITY
1	55040	N-5100-075 Snap Ring	2
2	32050	137-C 3.2 Load Wheel	4
3	52465	N-5100-66PP Snap Ring	1
4	59390M	M20x2.5 Nylon Insert Nut	1
5	25161	101 Trolley Casting	1
		ETA-8 Guide Roller	2
		M10x1.5 Nylon Insert Nut	
		M10x1.5 x 50mm SHCS	
6	57121	ETA-8 Axle	2
		3/4" Dia. 1215	
7	51996	M20x2.5 x 180mm HHB CL 8.8	1

* For a trolley with **Black Load** wheels use replacement load wheel:

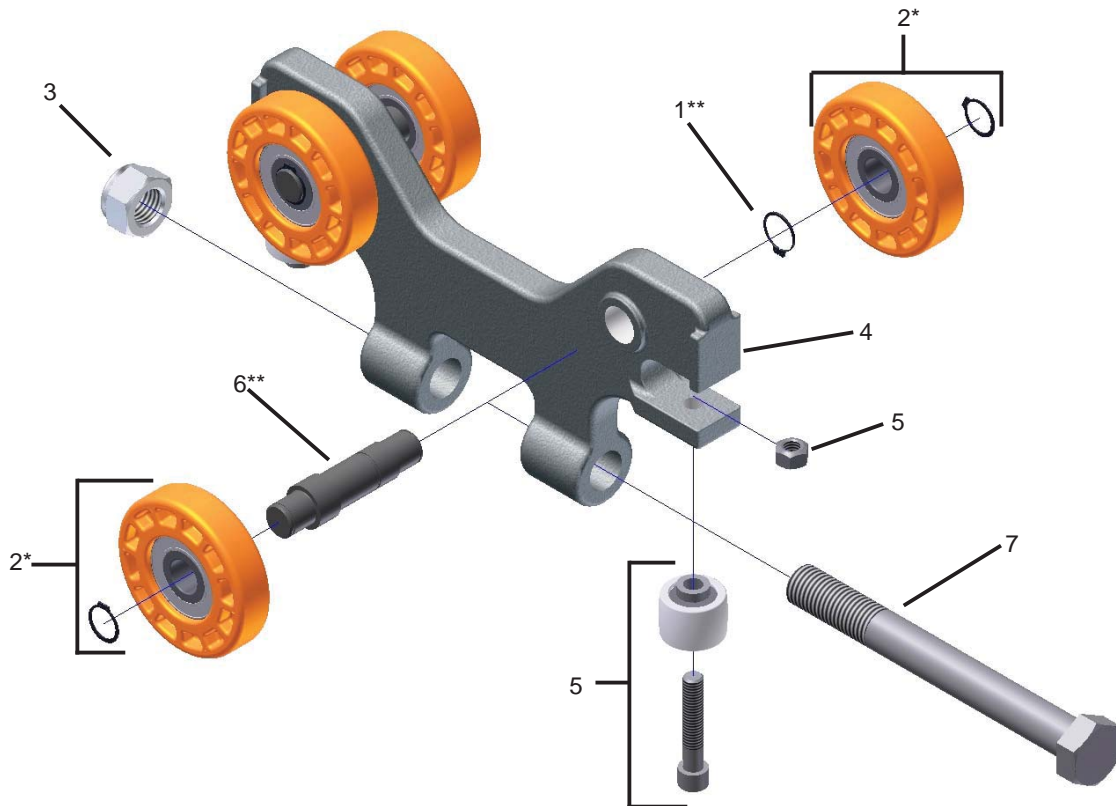
STOCK CODE	DESCRIPTION	QUANTITY
32040	3.2 Flat Black Load Wheel Assembly N-5100-66PP Snap Ring	4

To change a trolley with **Black Load** wheels to **Orange Load** wheels:

STOCK CODE	DESCRIPTION	QUANTITY
28003	ETA-8 Load Wheel and Axle Kit	1
	ETA-8 Axle	1
	N-5100-075 Snap Ring	1
	137 Wheel Assy. with Snap Ring	2

Axle Kit to change a trolley with **Black Load wheels to accept **Orange Load** wheels (does not include wheels):

STOCK CODE	DESCRIPTION	QUANTITY
28006	ETA-8 Load Trolley Axle Kit	1
	ETA-8 Load Trolley Axle	2
	N-5100-075 Snap Ring	2



20019 ETA-8 LONG BODY LOAD TROLLEY

REF.	STOCK CODE	DESCRIPTION	QUANTITY
1	55040	N-5100-075 Snap Ring	2
2	32050	137-C 3.2 Load Wheel	4
3	52465	N-5100-66PP Snap Ring	1
4	59400M	M20x2.5 Nylon Insert Nut	1
5	25161	101B Trolley Casting	1
		ETA-8 Guide Roller	2
		M10x1.5 Nylon Insert Nut	
		M10x1.5 x 50mm SHCS	
6	57121	ETA-8 Axle	2
		3/4" Dia. 1215	
7	51996	M20x2.5 x 180mm HHB CL 8.8	1

* For a trolley with **Black Load** wheels use replacement load wheel:


STOCK CODE	DESCRIPTION	QUANTITY
32040	3.2 Flat Black Load Wheel Assembly N-5100-66PP Snap Ring	4

To change a trolley with **Black Load** wheels to **Orange Load** wheels:

STOCK CODE	DESCRIPTION	QUANTITY
28003	ETA-8 Load Wheel and Axle Kit	1
	ETA-8 Axle	1
	N-5100-075 Snap Ring	1
	137 Wheel Assy. with Snap Ring	2

Axle Kit to change a trolley with **Black Load wheels to accept **Orange Load** wheels (does not include wheels):

STOCK CODE	DESCRIPTION	QUANTITY
28006	ETA-8 Load Trolley Axle Kit	1
	ETA-8 Load Trolley Axle	2
	N-5100-075 Snap Ring	2



20024 THREE HOLE MOUNT LOAD TROLLEY

REF.	STOCK CODE	DESCRIPTION	QUANTITY
1	55040	N-5100-075 Snap Ring	2
2	32050	137-C 3.2 Load Wheel	4
3	59486M	N-5100-66PP Snap Ring	1
4	57121	113C Trolley Casting	1
5	25161	ETA-8 Axle 3/4" Dia. 1215 ETA-8 Guide Roller M10x1.5 Nylon Insert Nut M10x1.5 x 50mm SHCS	2

* For a trolley with **Black Load** wheels use replacement load wheel:

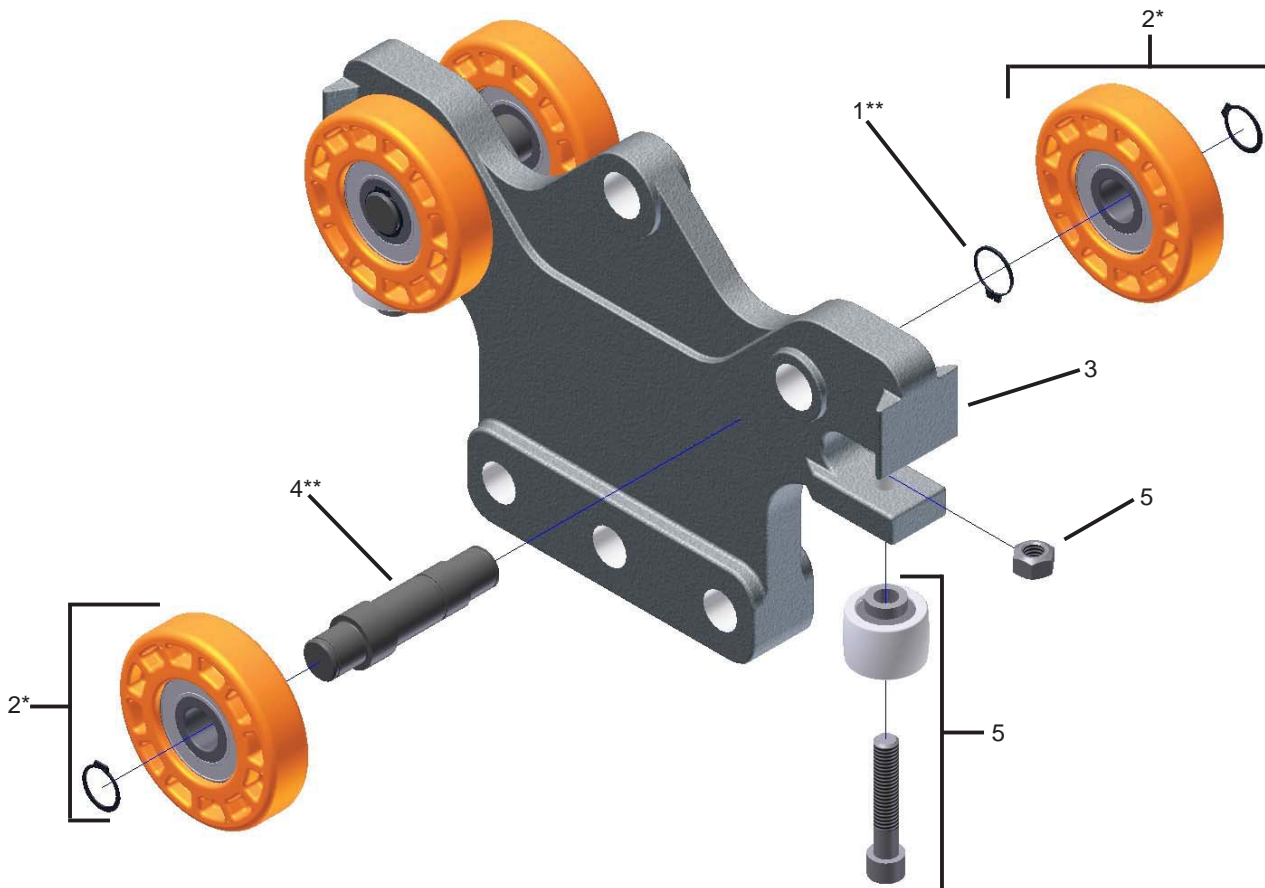
STOCK CODE	DESCRIPTION	QUANTITY
32040	3.2 Flat Black Load Wheel Assembly N-5100-66PP Snap Ring	4

To change a trolley with **Black Load** wheels to **Orange Load** wheels:

STOCK CODE	DESCRIPTION	QUANTITY
28003	ETA-8 Load Wheel and Axle Kit	1
	ETA-8 Axle	1
	N-5100-075 Snap Ring	1
	137 Wheel Assy. with Snap Ring	2

Axle Kit to change a trolley with **Black Load wheels to accept **Orange Load** wheels (does not include wheels):

STOCK CODE	DESCRIPTION	QUANTITY
28006	ETA-8 Load Trolley Axle Kit	1
	ETA-8 Load Trolley Axle	2
	N-5100-075 Snap Ring	2



20068 ETA-8 SHORT BODY KICKUP TROLLEY

REF.	STOCK CODE	DESCRIPTION	QUANTITY
1	55040	N-5100-075 Snap Ring	3
2	32050	137-C 3.2 Load Wheel N-5100-66PP Snap Ring	6
3	52465	M20x2.5 Nylon Insert Nut	1
4	59480M	113 K.U. Trolley Casting	1
5	57141	ETA-8 Kickup Axle 3/4" Dia. 1215	1
6	25161	ETA-8 Guide Roller M10x1.5 Nylon Insert Nut M10x1.5 x 50mm SHCS	2
7	57121	ETA-8 Axle 3/4" Dia. 1215	2
8	51996	M20x2.5 x 180mm HHB	1

For a trolley with **Black Load** or **Black Kick-up** wheels use replacement:

STOCK CODE	DESCRIPTION	QUANTITY
32040	3.2 Flat Black Load Wheel Assembly N-5100-66PP Snap Ring	4
28005	137 3.2 Black K.U. Wheel Assembly N-5100-66PP Snap Ring	2

Axle Kit to change a trolley with **Black Load & Kick-up** wheels to accept **Orange Load & Kick-up** wheels (does not include wheels):


STOCK CODE	DESCRIPTION	QUANTITY
28007	Kick-up Trolley Axle Kit ETA-8 Load Trolley Axle ETA-8 Kick-up Trolley Axle N-5100-075 Snap Ring	1 2 1 3

To change **Black Load** wheels to **Orange Load** wheels:

STOCK CODE	DESCRIPTION	QUANTITY
28003	ETA-8 Load Wheel and Axle Kit ETA-8 Axle N-5100-075 Snap Ring 137 Wheel Assy. with Snap Ring	1 1 1 2

To change **Black Kick-up** wheels to **Orange** wheels:

STOCK CODE	DESCRIPTION	QUANTITY
28004	ETA-8 K.U. Wheel and Axle Kit ETA-8 Kick-up Axle N-5100-075 Snap Ring 137 Wheel Assy. with Snap Ring	1 1 1 2



20069 ETA-8 LONG BODY KICKUP TROLLEY

REF.	STOCK CODE	DESCRIPTION	QUANTITY
1	55040	N-5100-075 Snap Ring	3
2	32050	137-C 3.2 Load Wheel N-5100-66PP Snap Ring	6
3	52465	M20x2.5 Nylon Insert Nut	1
4	59485M	113B Trolley Casting	1
5	57141	ETA-8 Kickup Axle 3/4" Dia. 1215	1
6	25161	ETA-8 Guide Roller M10x1.5 Nylon Insert Nut M10x1.5 x 50mm SHCS	2
7	57121	ETA-8 Axle 3/4" Dia. 1215	2
8	51996	M20x2.5 X 180mm HHB	1

For a trolley with **Black Load** or **Black Kick-up** wheels use replacement:

STOCK CODE	DESCRIPTION	QUANTITY
32040	3.2 Flat Black Load Wheel Assembly N-5100-66PP Snap Ring	4
28005	137 3.2 Black K.U. Wheel Assembly N-5100-66PP Snap Ring	2

Axle Kit to change a trolley with **Black Load & Kick-up** wheels to accept **Orange Load & Kick-up** wheels (does not include wheels):

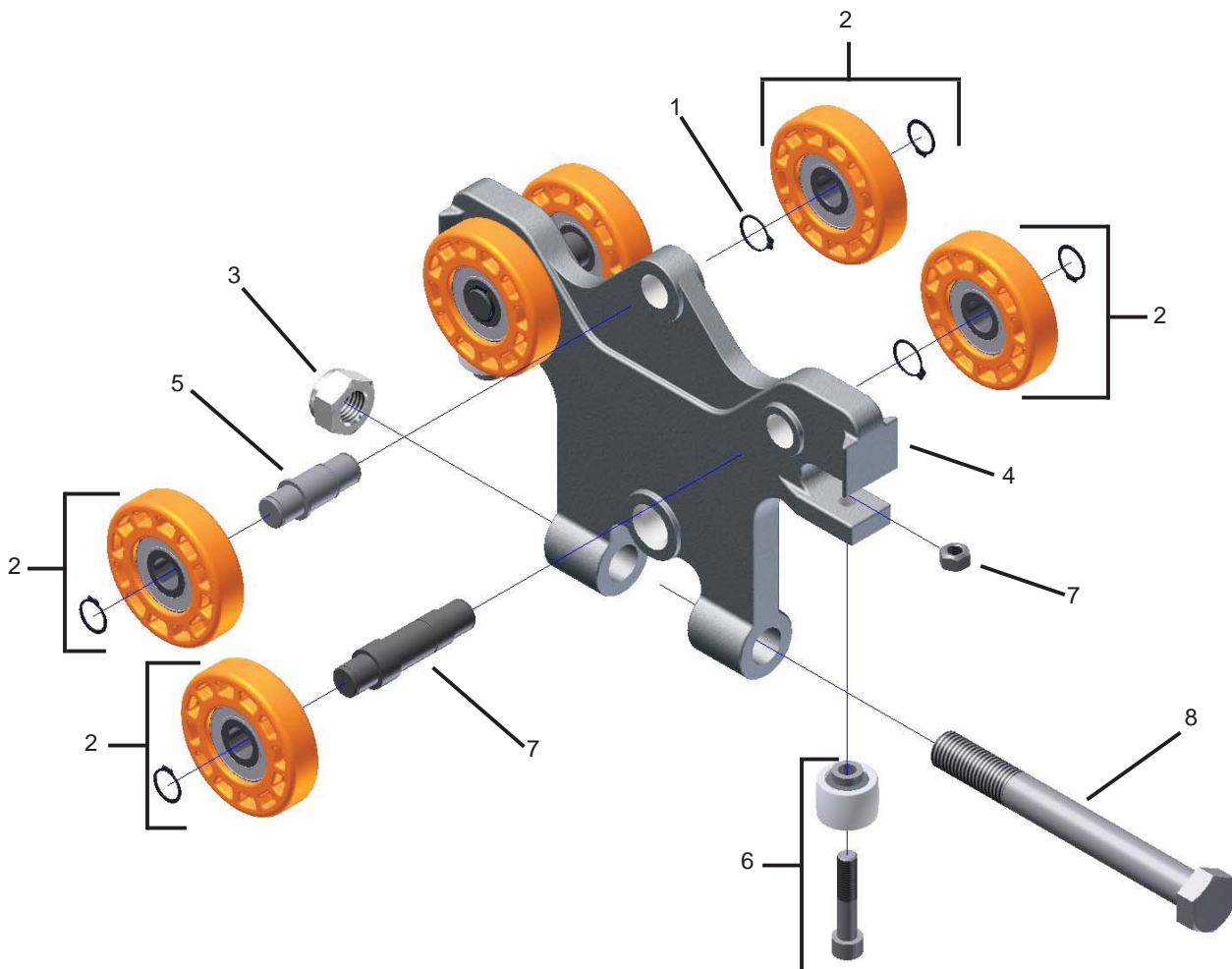
STOCK CODE	DESCRIPTION	QUANTITY
28007	Kick-up Trolley Axle Kit ETA-8 Load Trolley Axle ETA-8 Kick-up Trolley Axle N-5100-075 Snap Ring	1 2 1 3

To change **Black Load** wheels to **Orange Load** wheels:

STOCK CODE	DESCRIPTION	QUANTITY
28003	ETA-8 Load Wheel and Axle Kit ETA-8 Axle N-5100-075 Snap Ring 137 Wheel Assy. with Snap Ring	1 1 1 2

To change **Black Kick-up** wheels to **Orange** wheels:

STOCK CODE	DESCRIPTION	QUANTITY
28004	ETA-8 K.U. Wheel and Axle Kit ETA-8 Kick-up Axle N-5100-075 Snap Ring 137 Wheel Assy. with Snap Ring	1 1 1 2



20071 ETA-8 THREE HOLE KICKUP TROLLEY

REF.	STOCK CODE	DESCRIPTION	QUANTITY
1	55040	N-5100-075 Snap Ring	3
2*	32050	137-C 3.2 Load Wheel N-5100-66PP Snap Ring	6
3	59486M	113C Trolley Casting	1
4	57141	ETA-8 Kickup Axle 3/4" Dia. 1215	1
5	25161	ETA-8 Guide Roller M10x1.5 Nylon Insert Nut M10x1.5 x 50mm SHCS	2
6	57121	ETA-8 Axle 3/4" Dia. 1215	2

For a trolley with **Black Load** or **Black Kick-up** wheels use replacement:

STOCK CODE	DESCRIPTION	QUANTITY
32040	3.2 Flat Black Load Wheel Assembly N-5100-66PP Snap Ring	4
28005	137 3.2 Black K.U. Wheel Assembly N-5100-66PP Snap Ring	2

Axle Kit to change a trolley with **Black Load & Kick-up** wheels to accept **Orange Load & Kick-up** wheels (does not include wheels):

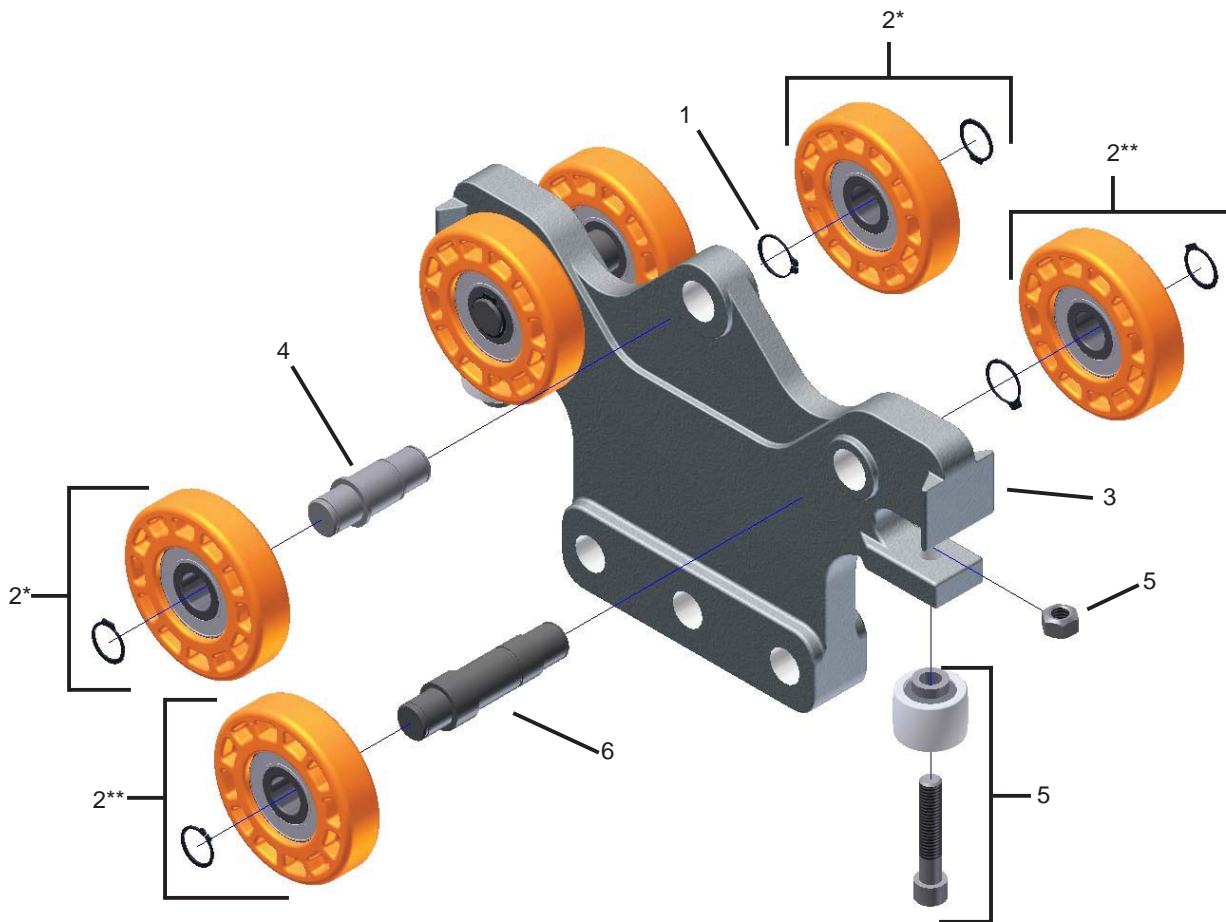
STOCK CODE	DESCRIPTION	QUANTITY
28007	Kick-up Trolley Axle Kit ETA-8 Load Trolley Axle ETA-8 Kick-up Trolley Axle N-5100-075 Snap Ring	1 2 1 3

To change **Black Load** wheels to **Orange Load** wheels:

STOCK CODE	DESCRIPTION	QUANTITY
28003	ETA-8 Load Wheel and Axle Kit ETA-8 Axle N-5100-075 Snap Ring 137 Wheel Assy. with Snap Ring	1 1 1 2

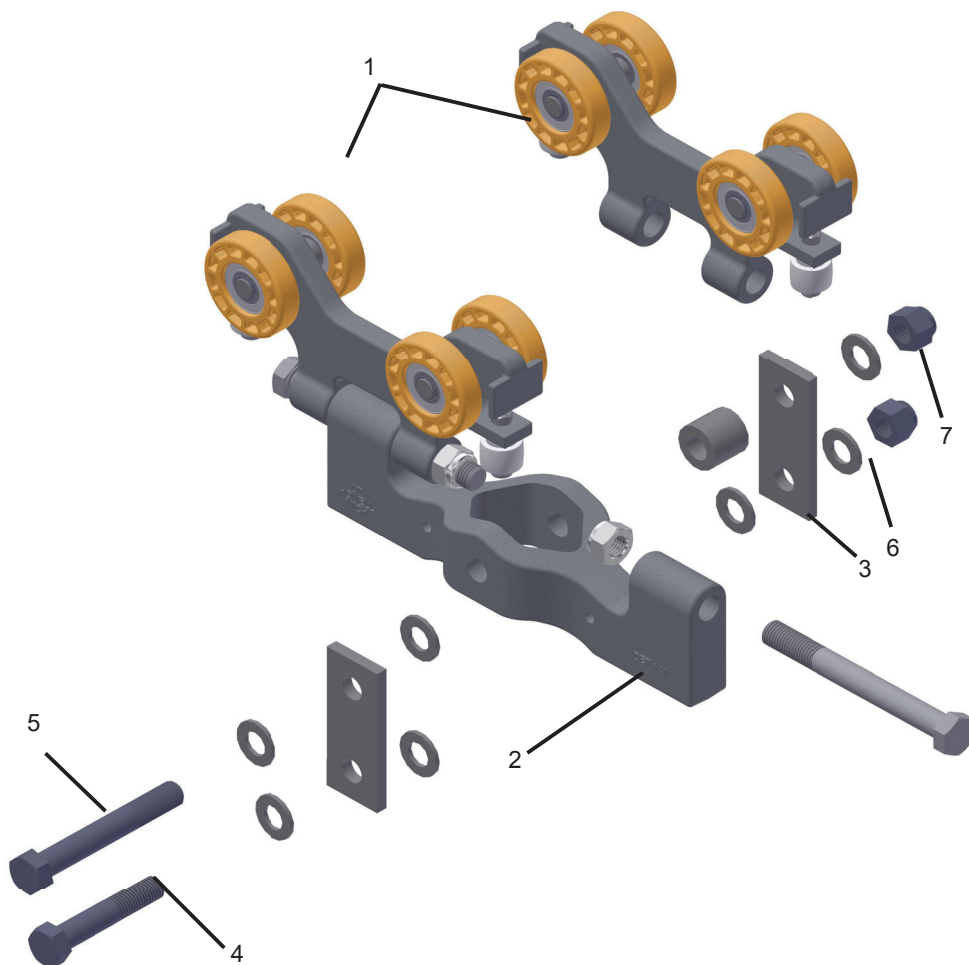
To change **Black Kick-up** wheels to **Orange** wheels:

STOCK CODE	DESCRIPTION	QUANTITY
28004	ETA-8 K.U. Wheel and Axle Kit ETA-8 Kick-up Axle N-5100-075 Snap Ring 137 Wheel Assy. with Snap Ring	1 1 1 2



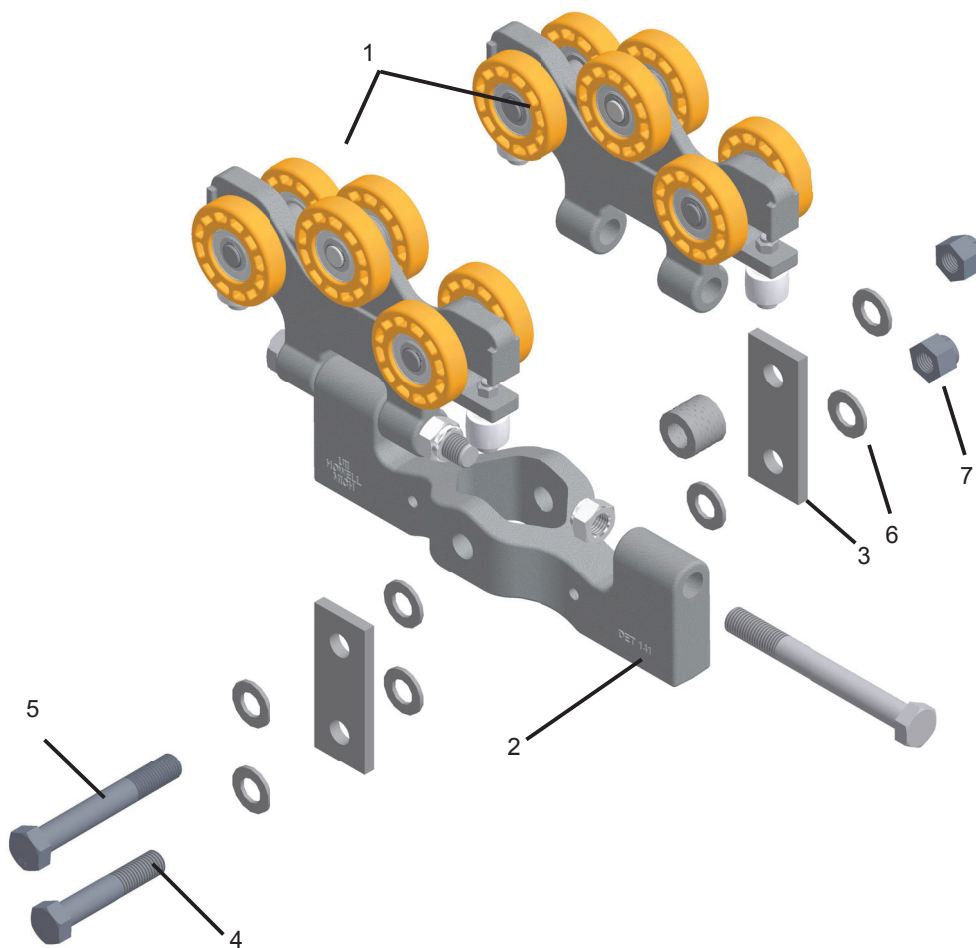
25120 ETA-8 DUAL HOIST TROLLEY (WITHOUT KICKUP)

REF.	STOCK CODE	DESCRIPTION	QUANTITY
1	20011	ETA-8 Short Body Load Trolley	2
2	59540M	141 Mach.Fit End Trk Casting	1
3	25121	150A Load Bar Clevis	2
4	51975	M20 X 2.5 X 100MM HHB CL 8.8	1
5	51987	M20 X 2.5 X 140MM HHB CL 8.8	1
6	53080	3/4 SAE FLAT WASHER	20
7	52465	M20 X 2.5 Nylon Insert Lock Nut	2



25125 ETA-8 DUAL HOIST TROLLEY (WITH KICKUP)

REF.	STOCK CODE	DESCRIPTION	QUANTITY
1	20068	ETA-8 Short Body Load Trolley w/KU	2
2	59540M	141 Mach.Fit End Trk Casting	1
3	25121	150A Load Bar Clevis	2
4	51975	M20 X 2.5 X 100MM HHB CL 8.8	1
5	51987	M20 X 2.5 X 140MM HHB CL 8.8	1
6	53080	3/4 SAE FLAT WASHER	20
7	52465	M20 X 2.5 Nylon Insert Lock Nut	2

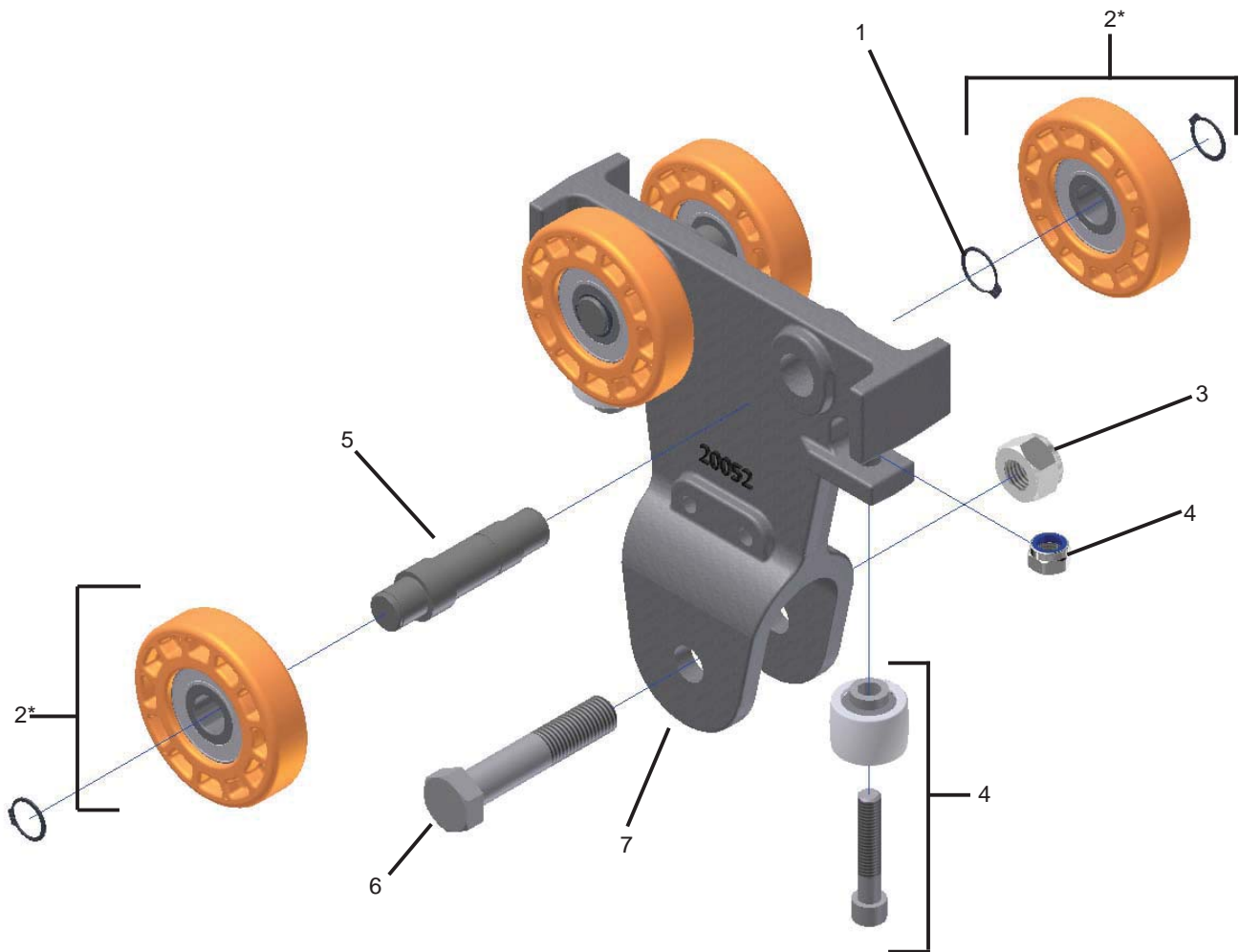


20052 SADDLE LOAD TROLLEY

REF.	STOCK CODE	DESCRIPTION	QUANTITY
1	55040	N-5100-075 Snap Ring	2
2	32050	137-C 3.2 Load Wheel	4
3	52455	N-5100-66PP Snap Ring	1
4	25161	M16x2.0 Nylon Insert Nut	2
		ETA-8 Guide Roller Assembly	2
		M10x1.5 Nylon Insert Nut	
		M10x1.5 x 50mm SHCS	
5	57121	ETA-8 Axle	2
		3/4" Dia. 1215	
6	51890	M16x2.0 x 90mm HHB	1
7	59470M	111 Yoke Trolley Casting	1

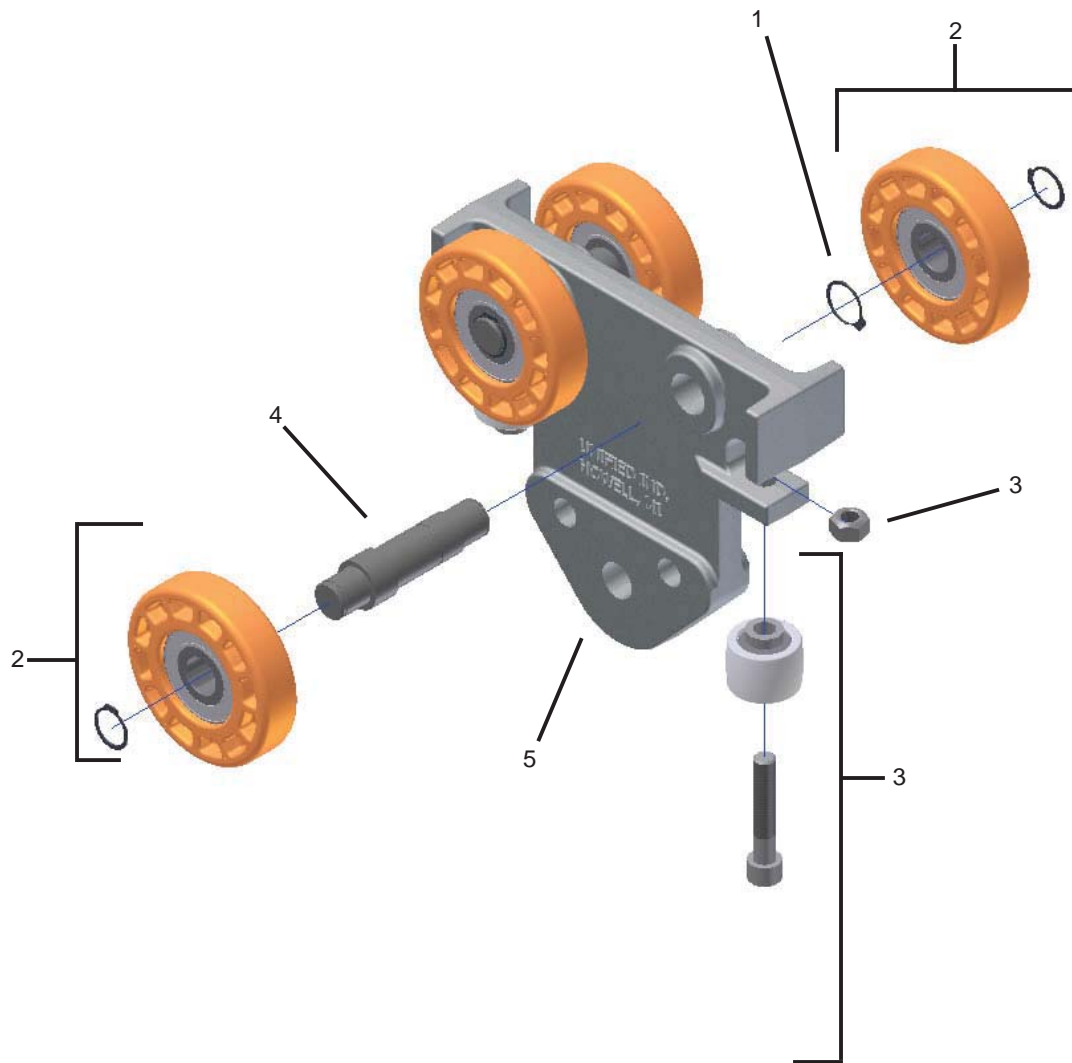
* For a trolley with **Black Load** wheels use replacement load wheel:

STOCK CODE	DESCRIPTION	QUANTITY
32040	3.2 Flat Black Load Wheel Assembly N-5100-66PP Snap Ring	4



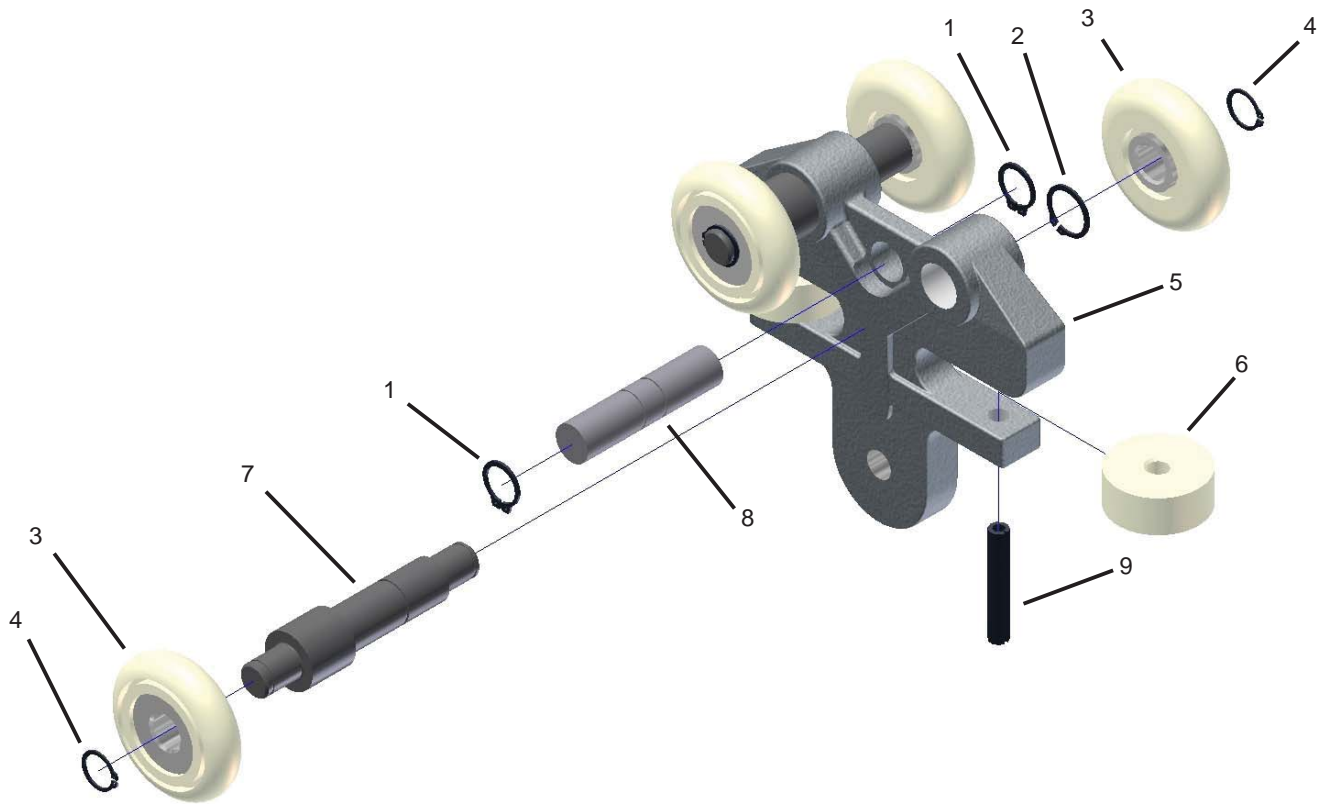
20070 PIN LOAD TROLLEY

REF.	STOCK CODE	DESCRIPTION	QUANTITY
1	55040	N-5100-075 Snap Ring	2
2	32050	137B 3.2 Load Wheel	4
3	25161	ETA-8 Guide Roller Assembly M10x1.5 Nylon Insert Nut M10x1.5 x 50mm SHCS	2
4	57121	ETA-8 Axle 3/4" Dia. 1215 M16x2.0 x 90mm HHB	2
5	59500M	121 Machined Flat Trolley Cast	1



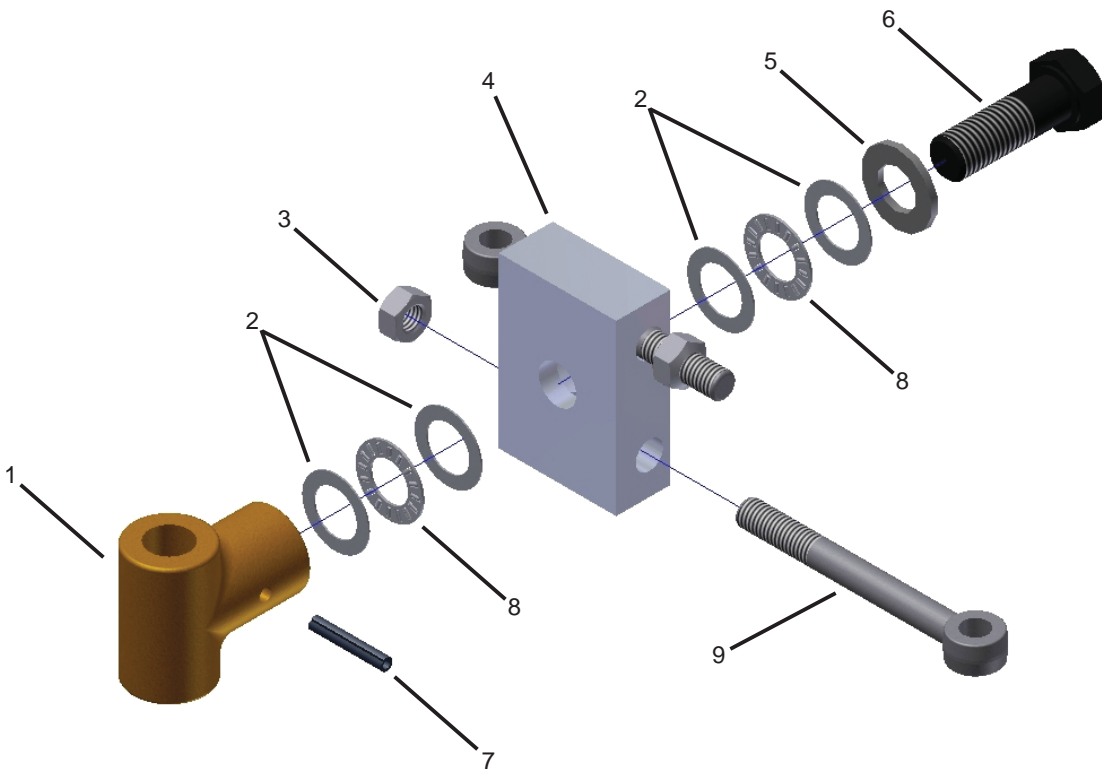
20090 ETA-8 FESTOON TROLLEY

REF.	STOCK CODE	DESCRIPTION	QUANTITY
1	55060	N-5100-50 Snap Ring	2
2	55080	N-5100-56 Snap Ring	2
3	58240	PA969-1 Nylon Wheel	4
4	55070	N-5100-43 Snap Ring	4
5	59900M	496 Trolley Casting	1
6	70020	199 1 1/4" Nylon G.R.	2
7	57160	197 Wheel Stud	2
8	57135	ETA Festoon Trolley Drop Pin	1
9	54190	1/4 x 1-1/2" Spring Pin	2



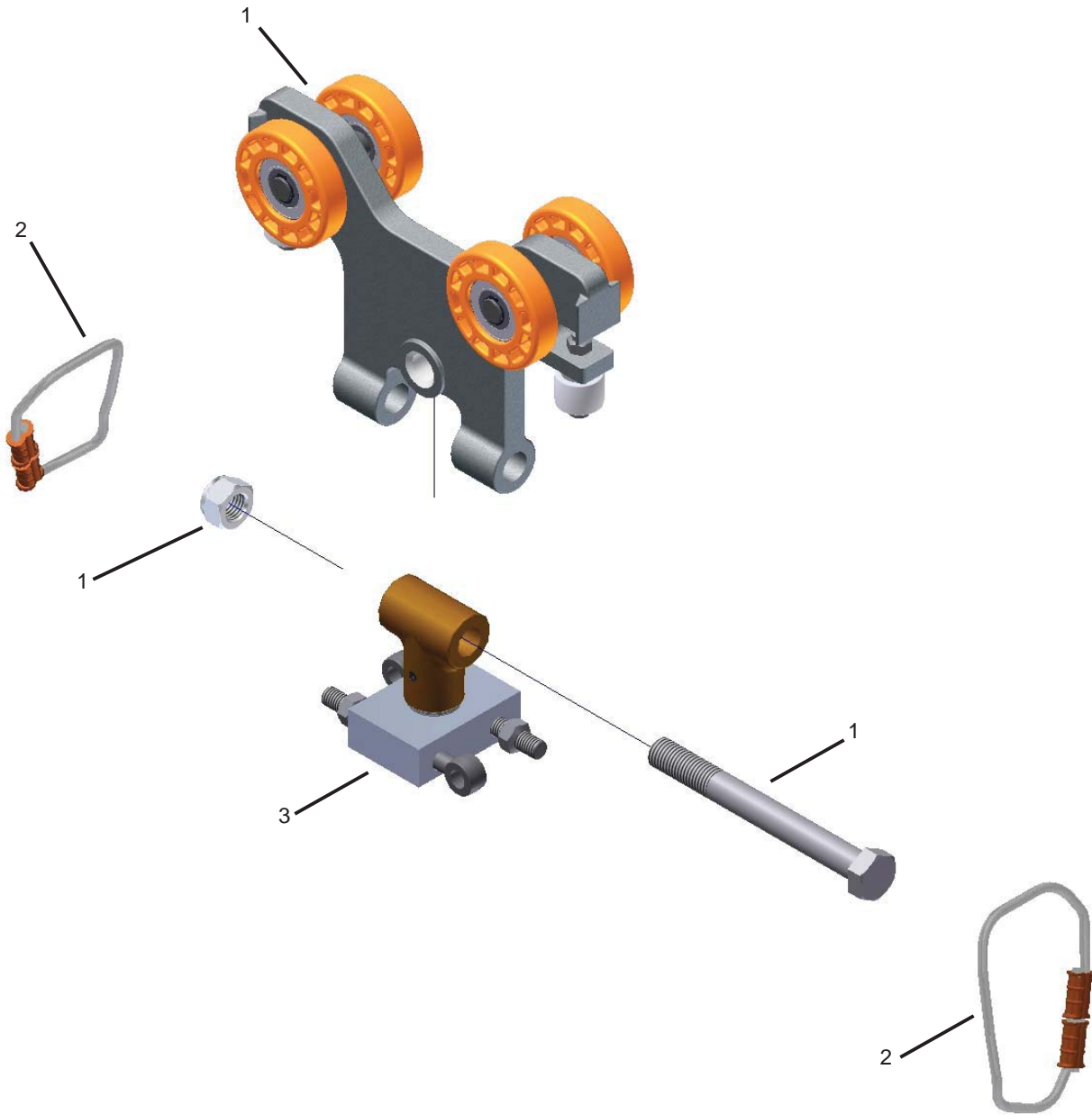
REF.	STOCK CODE	DESCRIPTION	QUANTITY
1	59450M	106 Bronze Tee Mach.	1
2	53321	TWA1220 Thin Washer	4
3	52185	1/2-13 Top Lock nut	2
4	59950	175/280 Hanger Mach. Block	1
5	53080	1/4" WASHER	1
6	51260	3/4-10 x 2 1/4" GD5 HHB	1
7	54190	1/4 x 1 1/2" Spring Pin	1
8	56161	TC 1220 Thrust Bearing	2
9	50075	1/2-13 x 4 1/2" Rod End	2

25250 ETA-8 BRONZE TEE ASSEMBLY



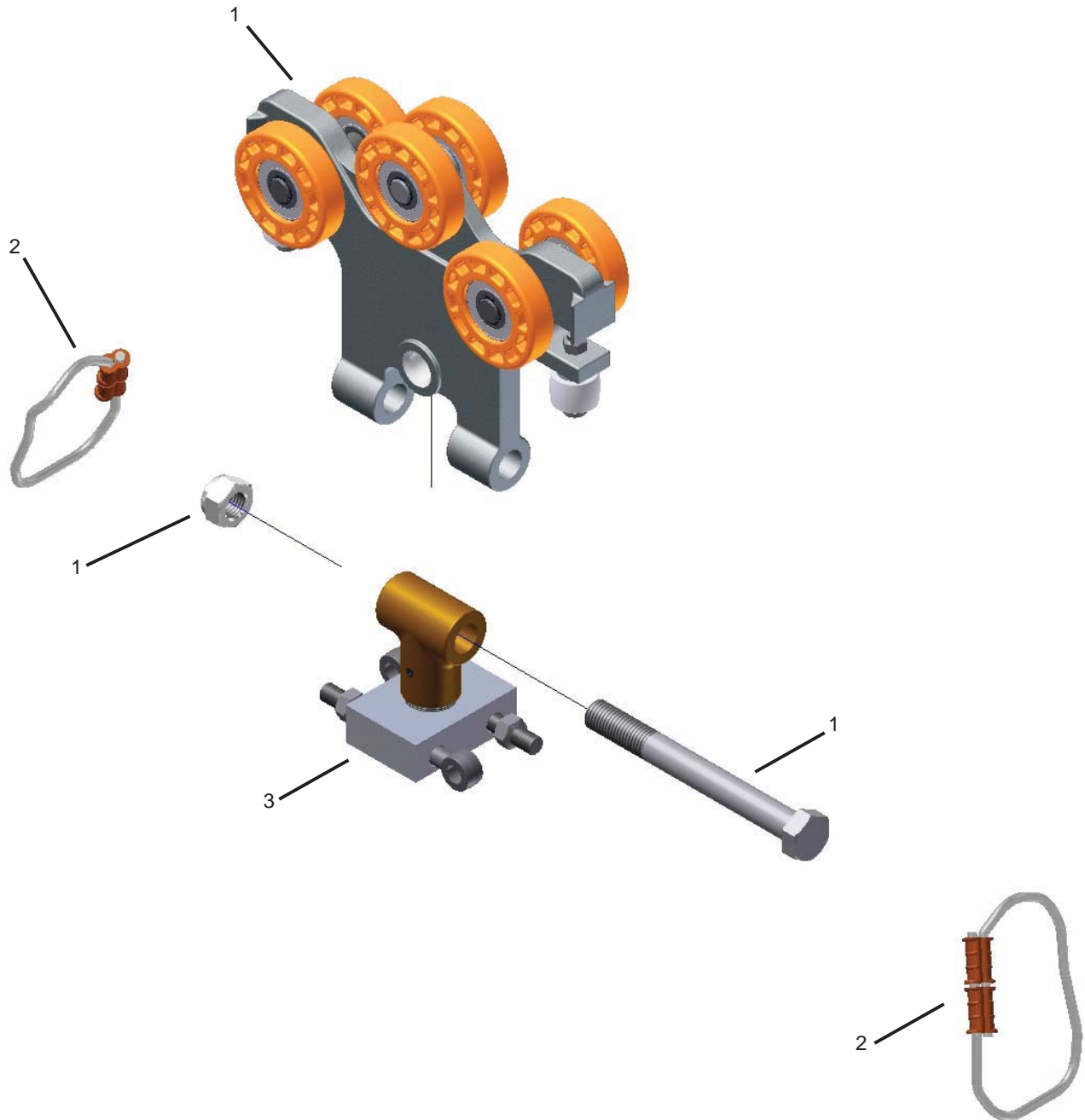
22041 ETA-8 SINGLE END TRUCK ASSEMBLY (WITHOUT KICKUP)

REF.	STOCK CODE	DESCRIPTION	QUANTITY
1	20019	ETA-8 Long Body Load Trolley	1
2	25630	ETA-8 Safety Cable Assembly	2
3	25250	ETA-8 Bronze Tee Assembly	1



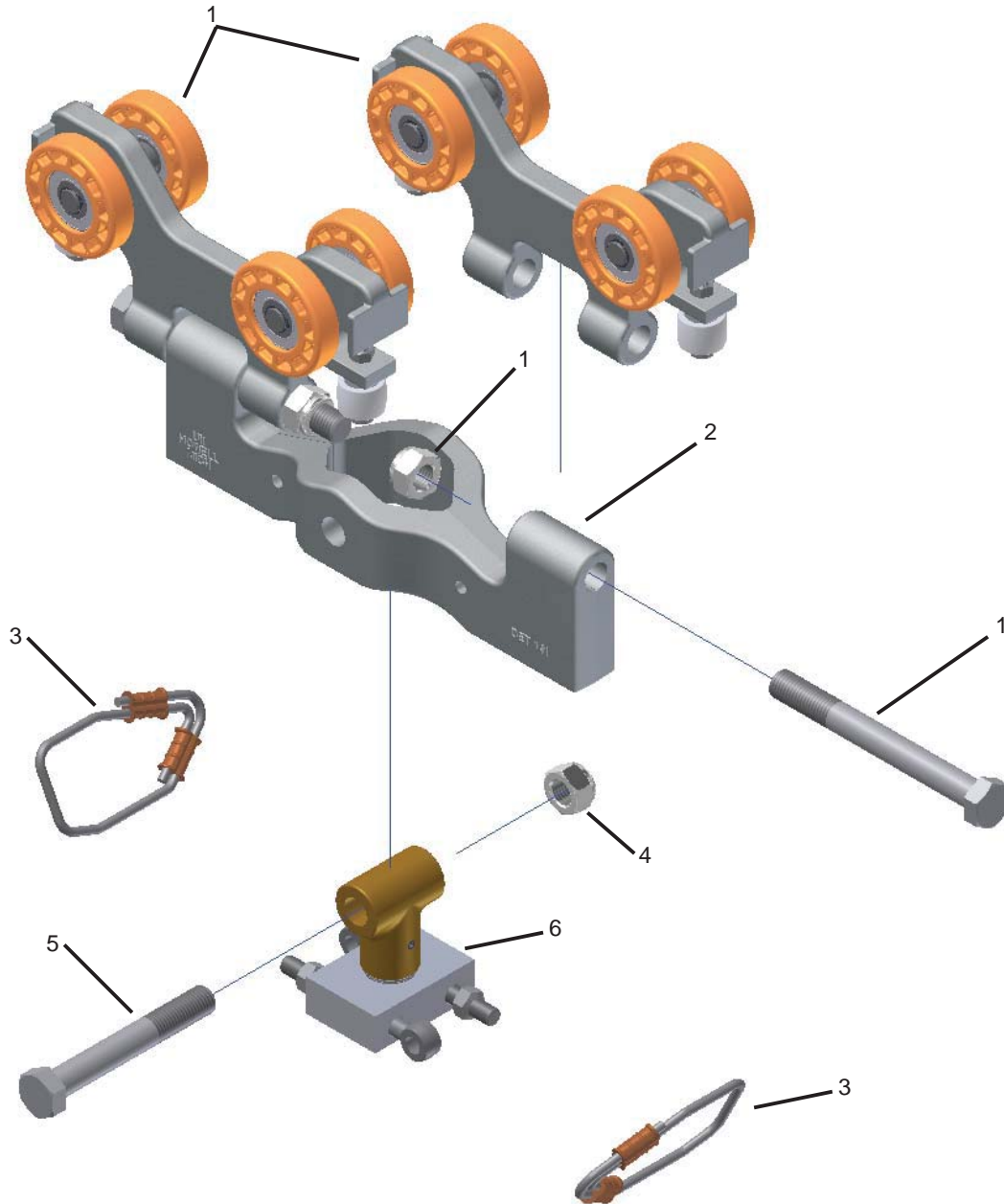
22046 ETA-8 SINGLE END TRUCK ASSEMBLY (WITH KICKUP)

REF.	STOCK CODE	DESCRIPTION	QUANTITY
1	20069	ETA-8 Long Body Kickup Trolley	1
2	25630	ETA-8 Safety Cable Assembly	2
3	25250	ETA-8 Bronze Tee Assembly	1



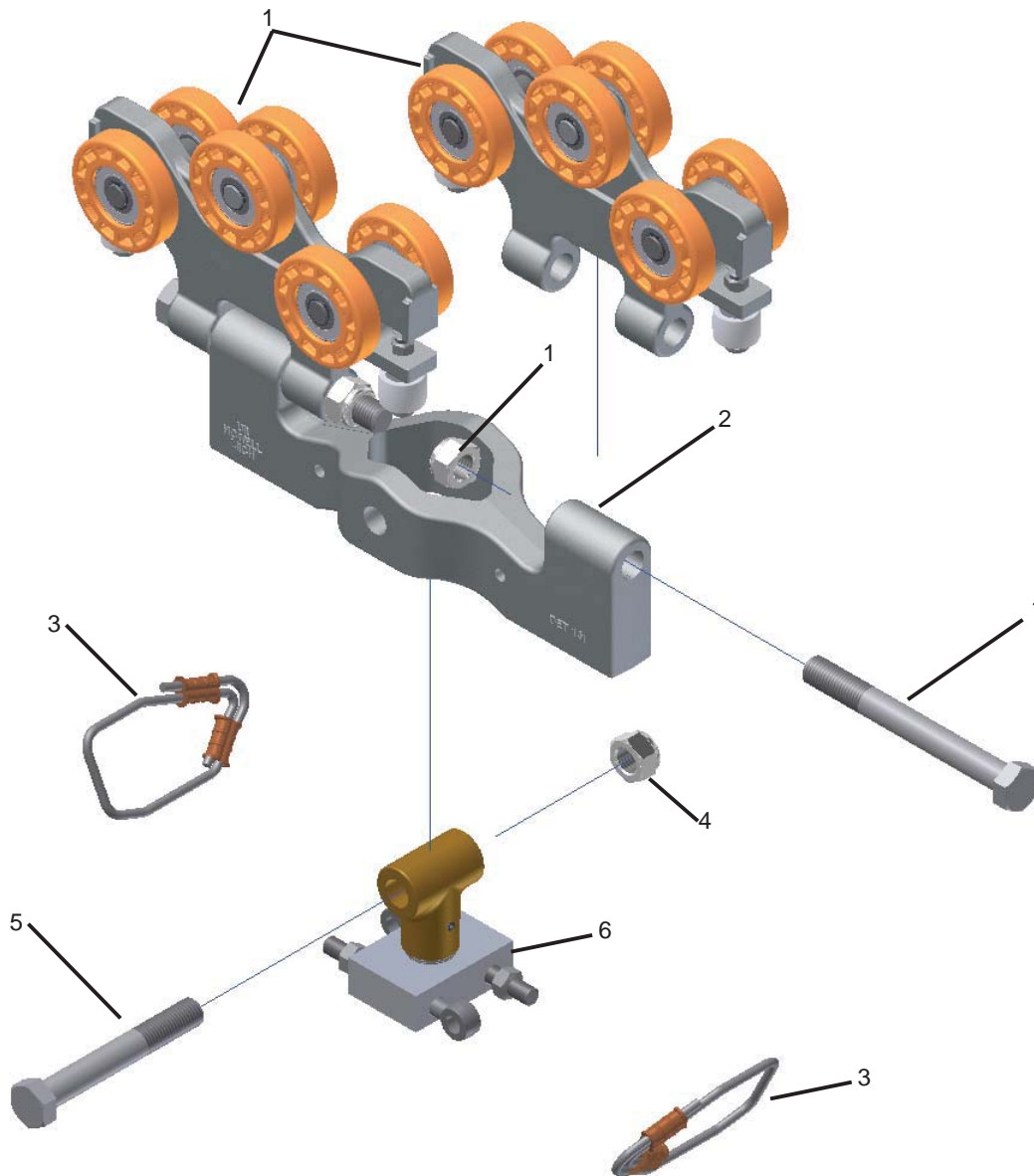
22051 ETA-8 DUAL END TRUCK ASSEMBLY (WITHOUT KICKUP)

REF.	STOCK CODE	DESCRIPTION	QUANTITY
1	20011	ETA-8 Short Body Load Trolley	2
2	59540M	141 Machined E/T Casting	1
3	25630	ETA-8 Safety Cable Assembly	2
4	52465	M20x2.5 Nylon Insert Nut	1
5	51987	M20x2.5 x 140mm HHB	1
6	25250	ETA-8 Bronze Tee Assembly	1



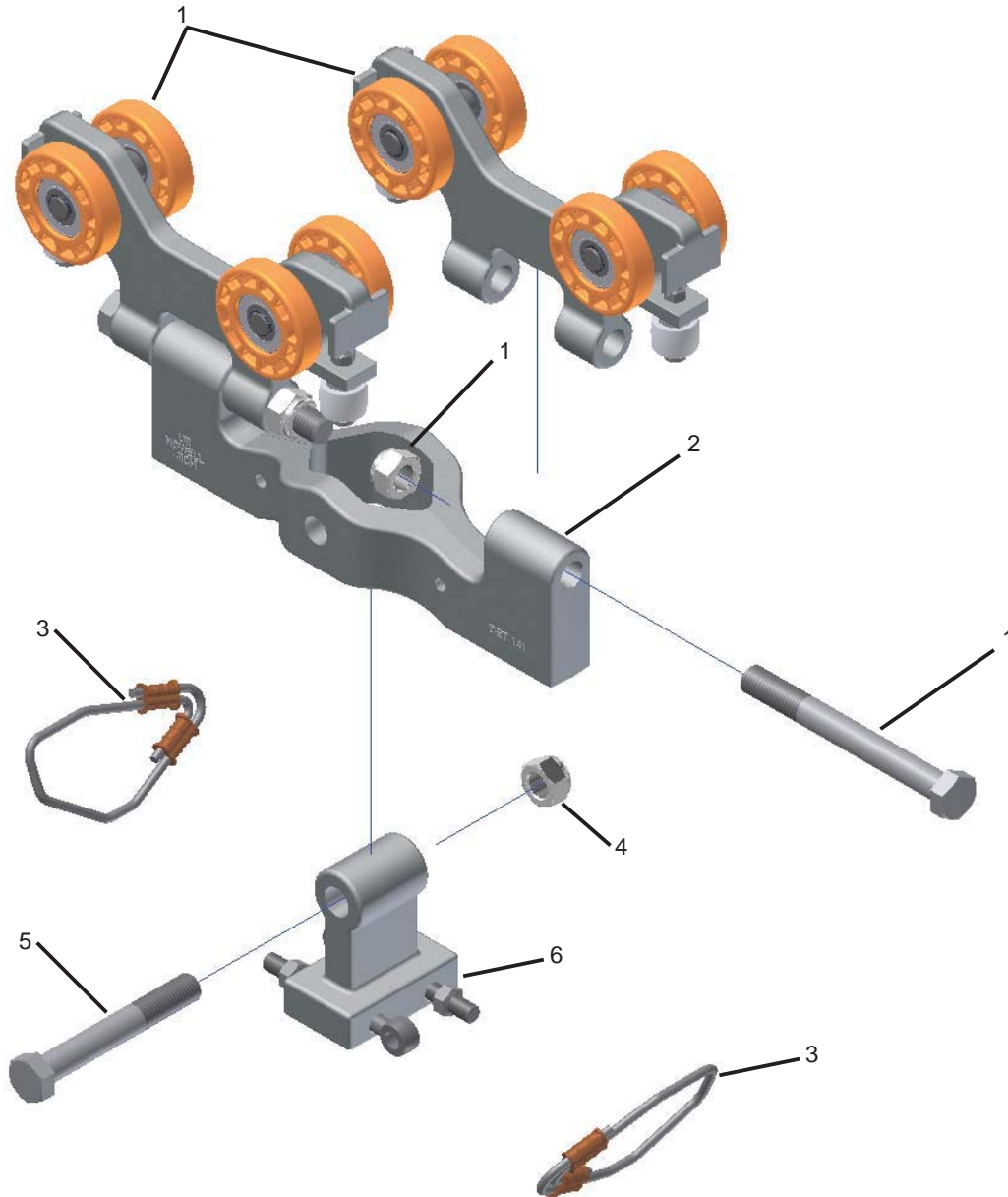
22131 ETA-8 DUAL END TRUCK ASSEMBLY (WITH KICKUP)

REF.	STOCK CODE	DESCRIPTION	QUANTITY
1	20068	ETA-8 Short Body Kickup Trolley	2
2	59540M	141 Machined E/T Casting	1
3	25630	ETA-8 Safety Cable Assembly	2
4	52465	M20x2.5 Nylon Insert Nut	1
5	51987	M20x2.5 x 140mm HHB	1
6	25250	ETA-8 Bronze Tee Assembly	1



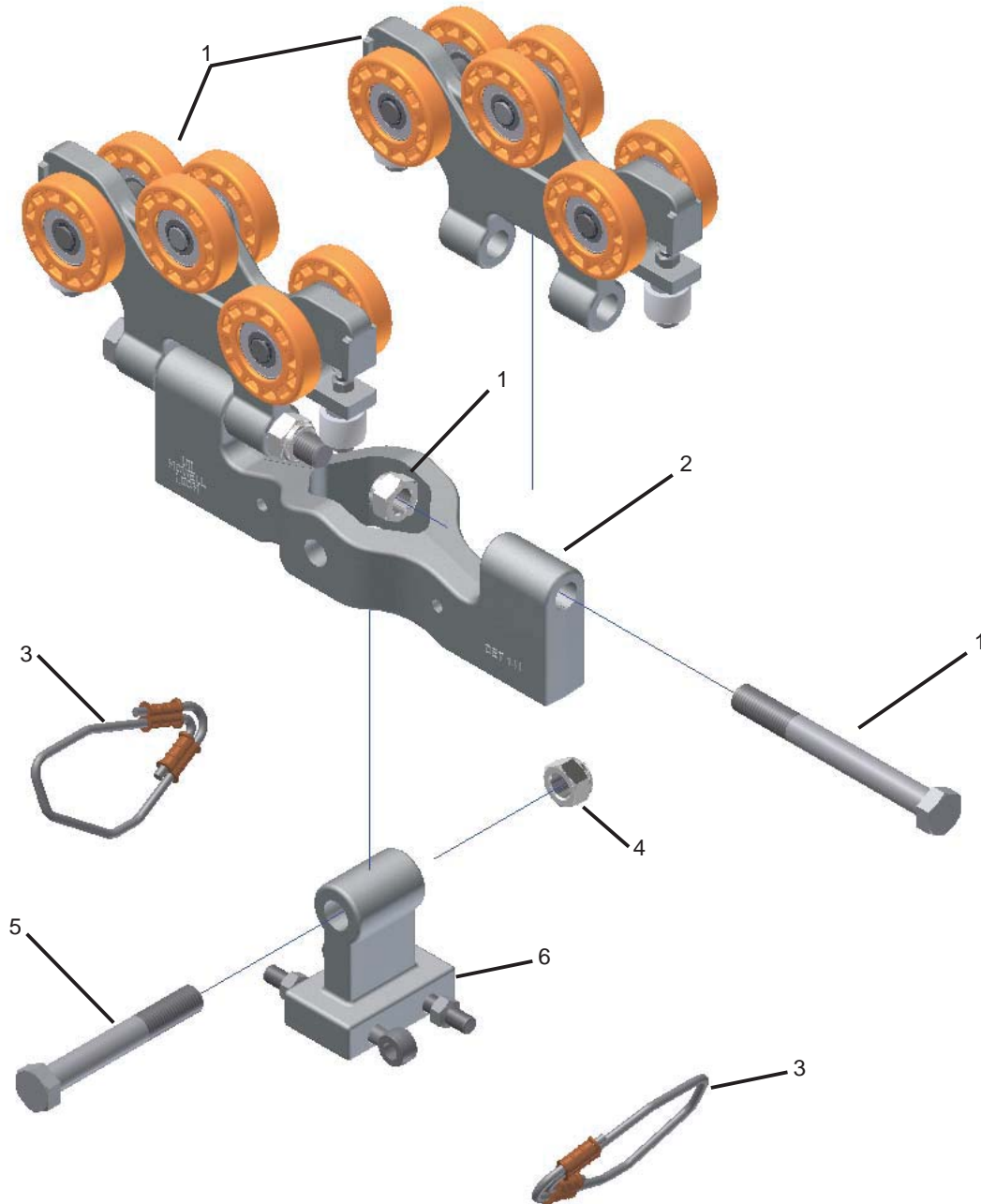
22052 ETA-8 RIGID DUAL END TRUCK ASSEMBLY (WITHOUT KICKUP)

REF.	STOCK CODE	DESCRIPTION	QUANTITY
1	20011	ETA-8 Short Body Load Trolley	2
2	59540M	141 Machined E/T Casting	1
3	25630	ETA-8 Safety Cable Assembly	2
4	52465	M20x2.5 Nylon Insert Nut	1
5	51987	M20x2.5 x 140mm HHB	1
6	59650M	167 Machined Hanger Casting	1



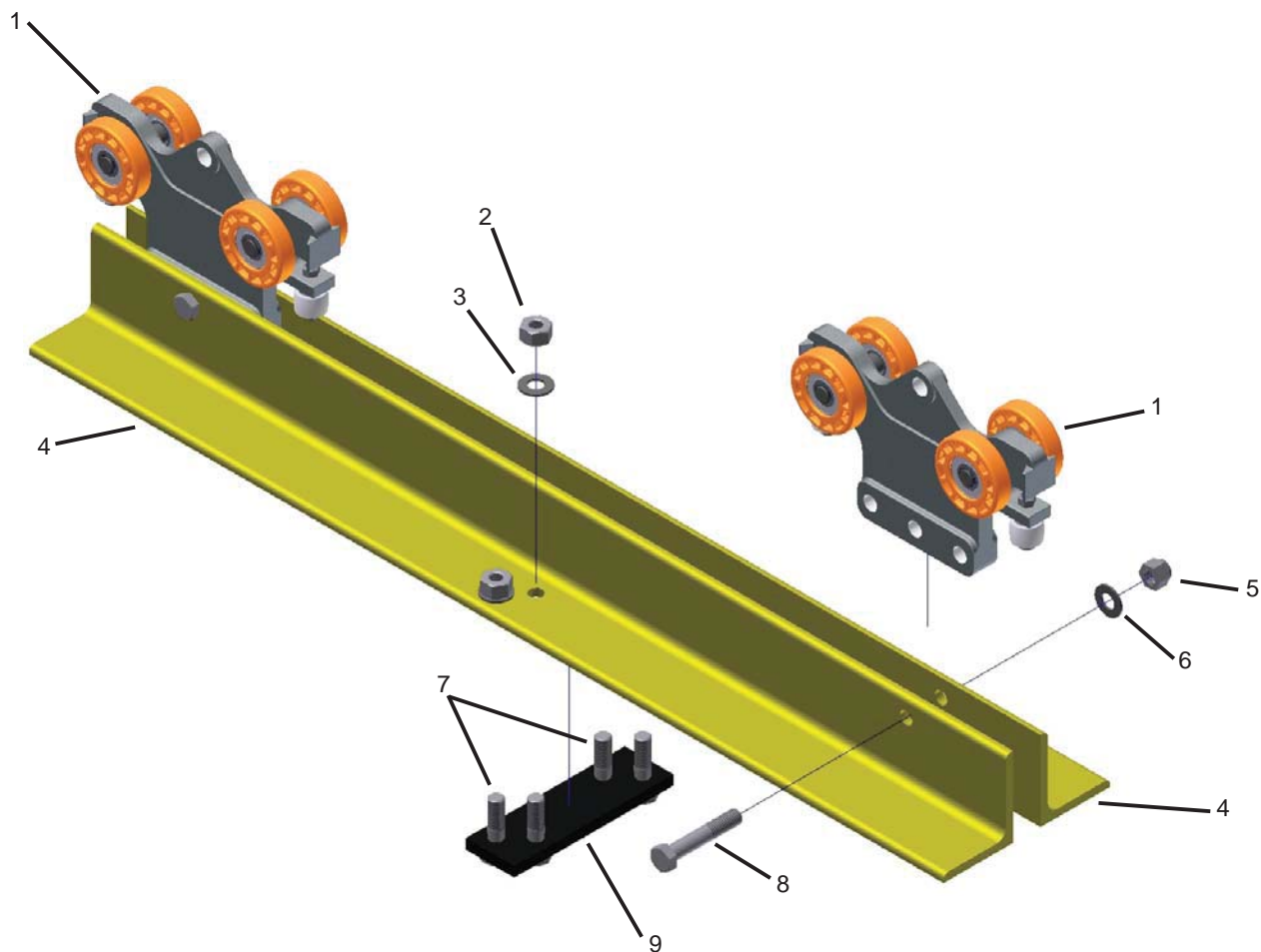
22068 ETA-8 RIGID DUAL END TRUCK ASSEMBLY (WITH KICKUP)

REF.	STOCK CODE	DESCRIPTION	QUANTITY
1	20068	ETA-8 Short Body Kickup Trolley	2
2	59540M	141 Machined E/T Casting	1
3	25630	ETA-8 Safety Cable Assembly	2
4	52465	M20x2.5 Nylon Insert Nut	1
5	51987	M20x2.5 x 140mm HHB	1
6	59650M	167 Machined Hanger Casting	1



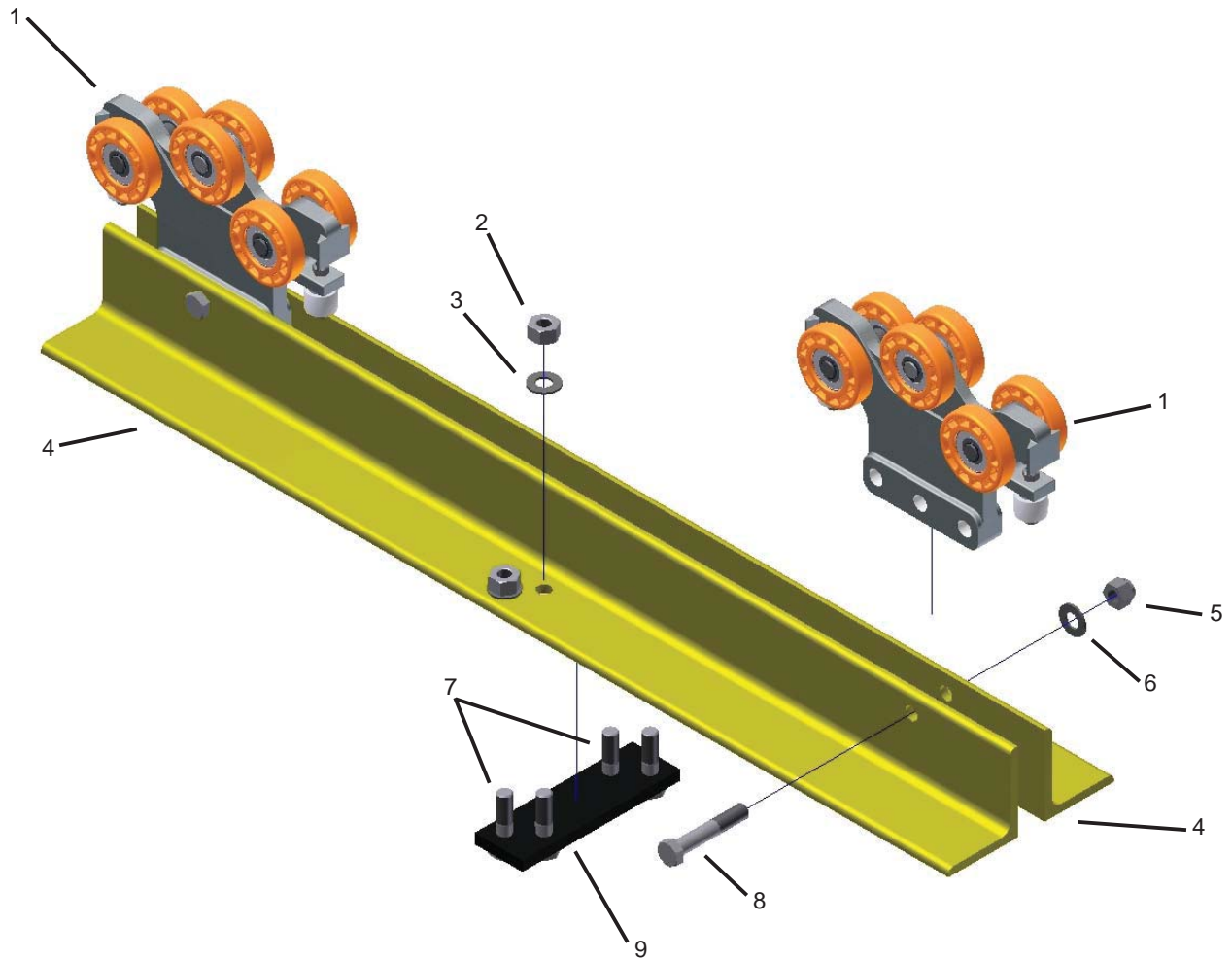
ETA-8 RIGID END TRUCK ASSEMBLY (WITHOUT KICKUP)

REF.	STOCK CODE	DESCRIPTION	QUANTITY
1	20024	ETA-8 Three Hole Mount Load Trolley	2
2	52315	5/8-11 Anco 2H Coloc Nut	4
3	53405	5/8 F436 (A325 Structural Flat Washer)	4
4		L4 x 3 1/2 x 3/8	2
5	52450	M16x2.0 Prevailing Torque Nut	2
6	53070	5/8" SAE Flat Washer	2
7	51009	5/8-11 x 2 1/4" A325 Bolt	4
8	51890	M16x2.0 x 90mm HHB	2
9	78565	ETA-8 Rigid End Truck Block	1



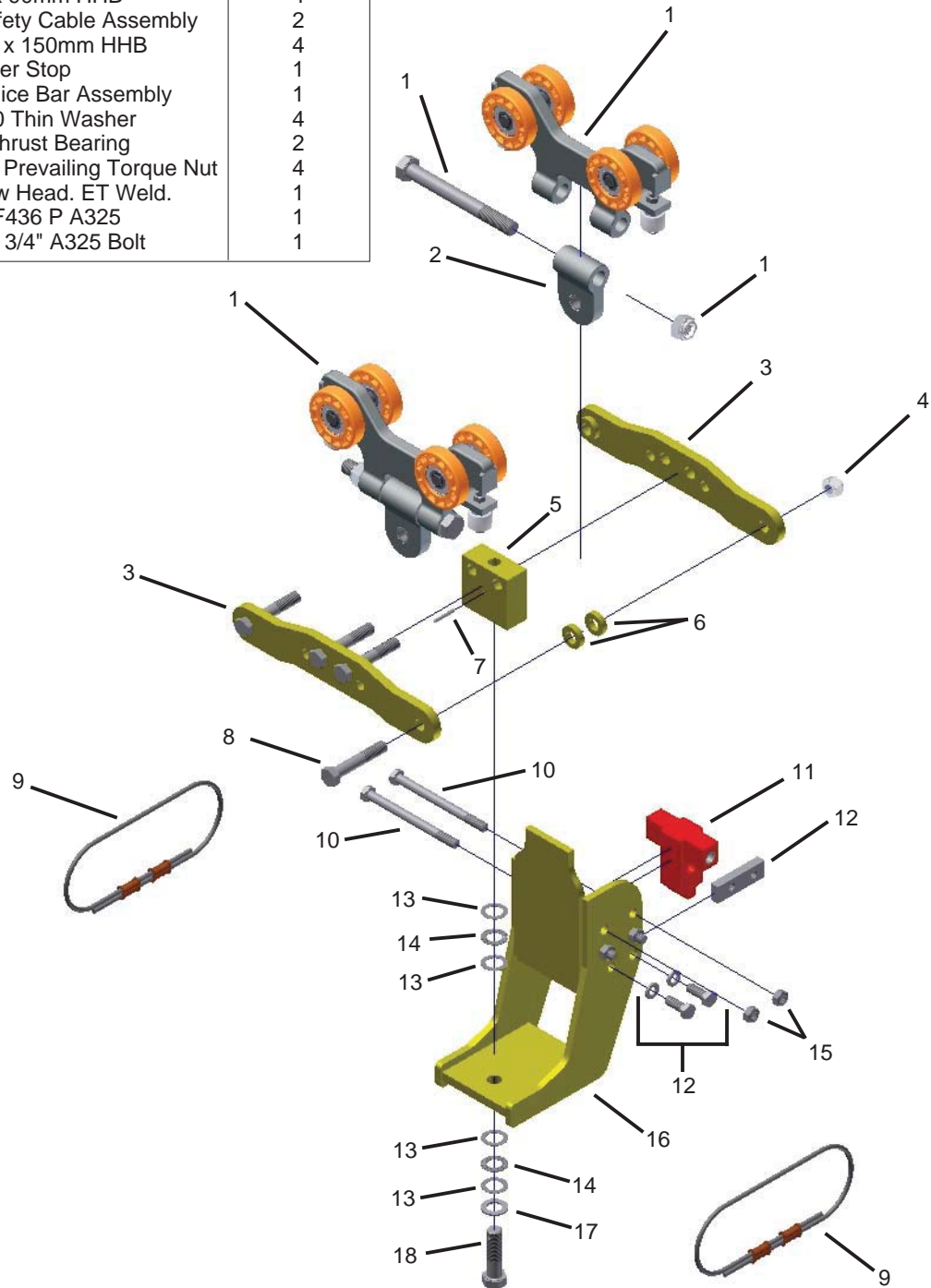
ETA-8 RIGID END TRUCK ASSEMBLY (WITH KICKUP)

REF.	STOCK CODE	DESCRIPTION	QUANTITY
1	20071	ETA-8 Three Hole Mount Kickup Trolley	2
2	52315	5/8-11 Anco 2H Coloc Nut	4
3	53405	5/8 F436 (A325 Structural Flat Washer)	4
4		L4 x 3 1/2 x 3/8	2
5	52450	M16x2.0 Prevailing Torque Nut	2
6	53070	5/8" SAE Flat Washer	2
7	51009	5/8-11 x 2 1/4" A325 Bolt	4
8	51890	M16x2.0 x 90mm HHB	2
9	78565	ETA-8 Rigid End Truck Block	1



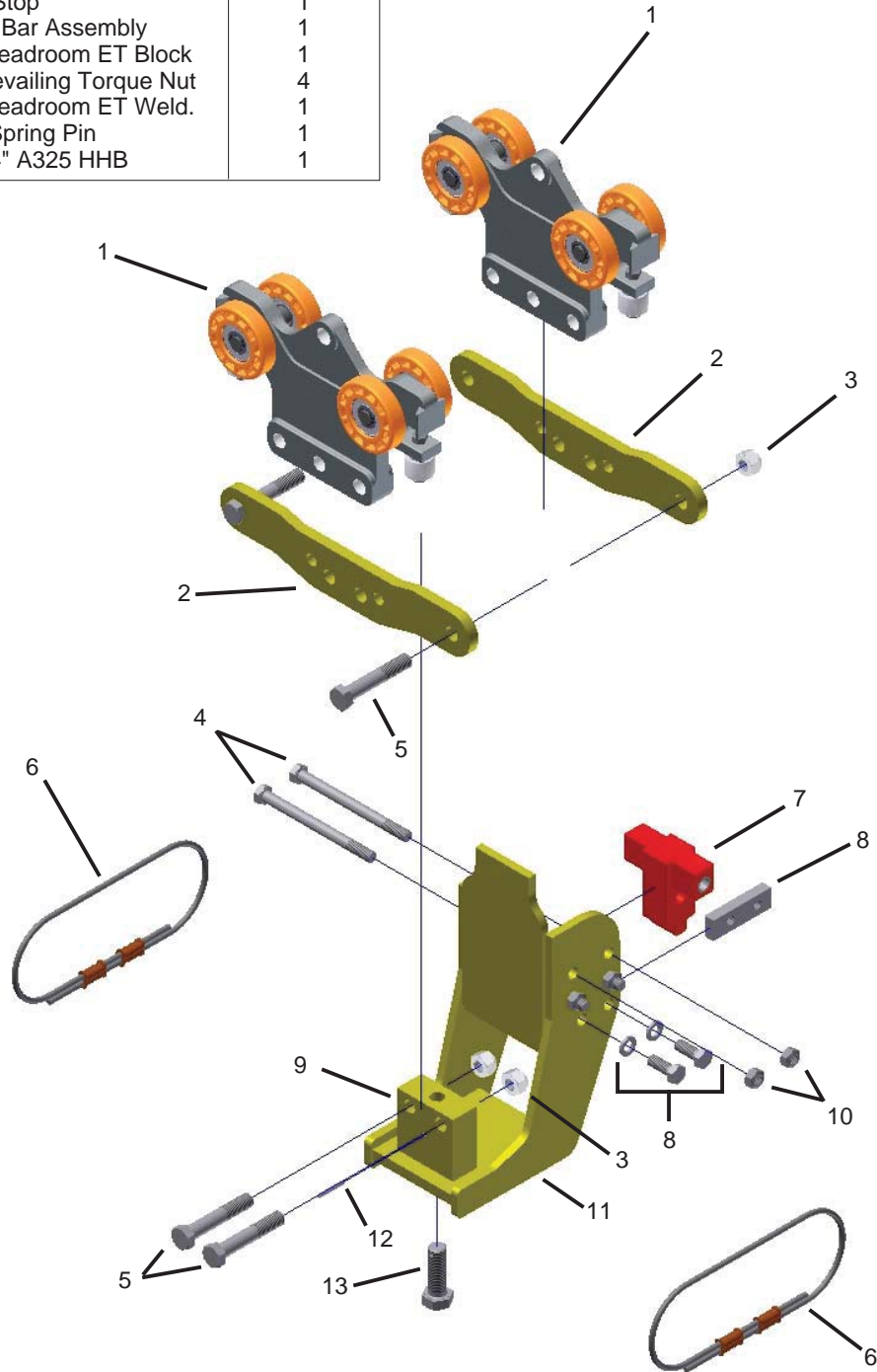
22620 ETA-8 ARTICULATING LOW HEADROOM END TRUCK

REF.	STOCK CODE	DESCRIPTION	QUANTITY
1	20011	ETA-8 Short Body Load Trolley	2
2	25020	102 Flat Hanger Assembly	2
3	60050	ETA-8 Low Head. ET Load Bar	2
4	52445	M16x2.0 Nylon Insert Lock Nut	4
5	60055	ETA-8 Low Head. ET Block	1
6	83580	1 1/4" OD x 11/16" ID Stl. Tube	4
7	54180	3/16 x 1 1/4 Spring Pin	1
8	51890	M16x2.0 x 90mm HHB	4
9	25630	ETA-8 Safety Cable Assembly	2
10	51851	M12x1.75 x 150mm HHB	4
11	59920	ETA-8 Inner Stop	1
12	25553	ETA-8 Splice Bar Assembly	1
13	53321	TWA 1220 Thin Washer	4
14	56161	TC1220 Thrust Bearing	2
15	52445	M12x1.75 Prevailing Torque Nut	4
16	25338	ETA-8 Low Head. ET Weld.	1
17	53410	3/4" F/W F436 P A325	1
18	51281	3/4-10 x 2 3/4" A325 Bolt	1



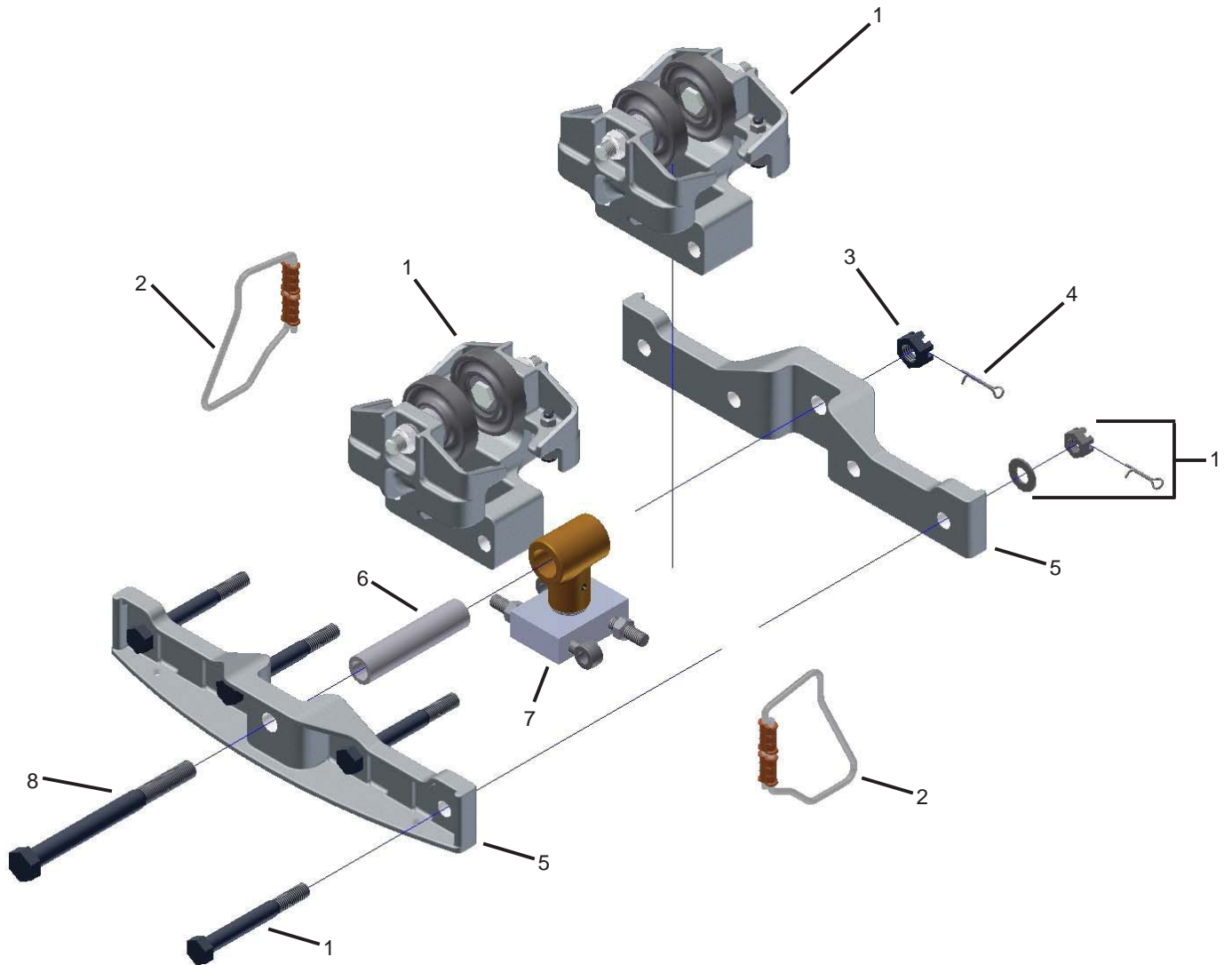
22625 ETA-8 RIGID LOW HEADROOM END TRUCK

REF.	STOCK CODE	DESCRIPTION	QUANTITY
1	20024	ETA-8 Three Hole Mount Trolley	2
2	60050	ETA-8 Low Head. ET Load Bar	2
3	52455	M16x2.0 Nylon Insert Lock Nut	4
4	51851	M12x1.75 x 150mm HHB	4
5	51890	M16x2.0 x 90mm HHB	4
6	25630	ETA-8 Safety Cable Assembly	2
7	59920	ETA-8 Inner Stop	1
8	25553	ETA-8 Splice Bar Assembly	1
9	60055	ETA-8 Low Headroom ET Block	1
10	52445	M12x1.75 Prevailing Torque Nut	4
11	25338	ETA-8 Low Headroom ET Weld.	1
12	54180	3/16 x 1 1/4 Spring Pin	1
13	51260	3/4-10 x 2 1/4" A325 HHB	1



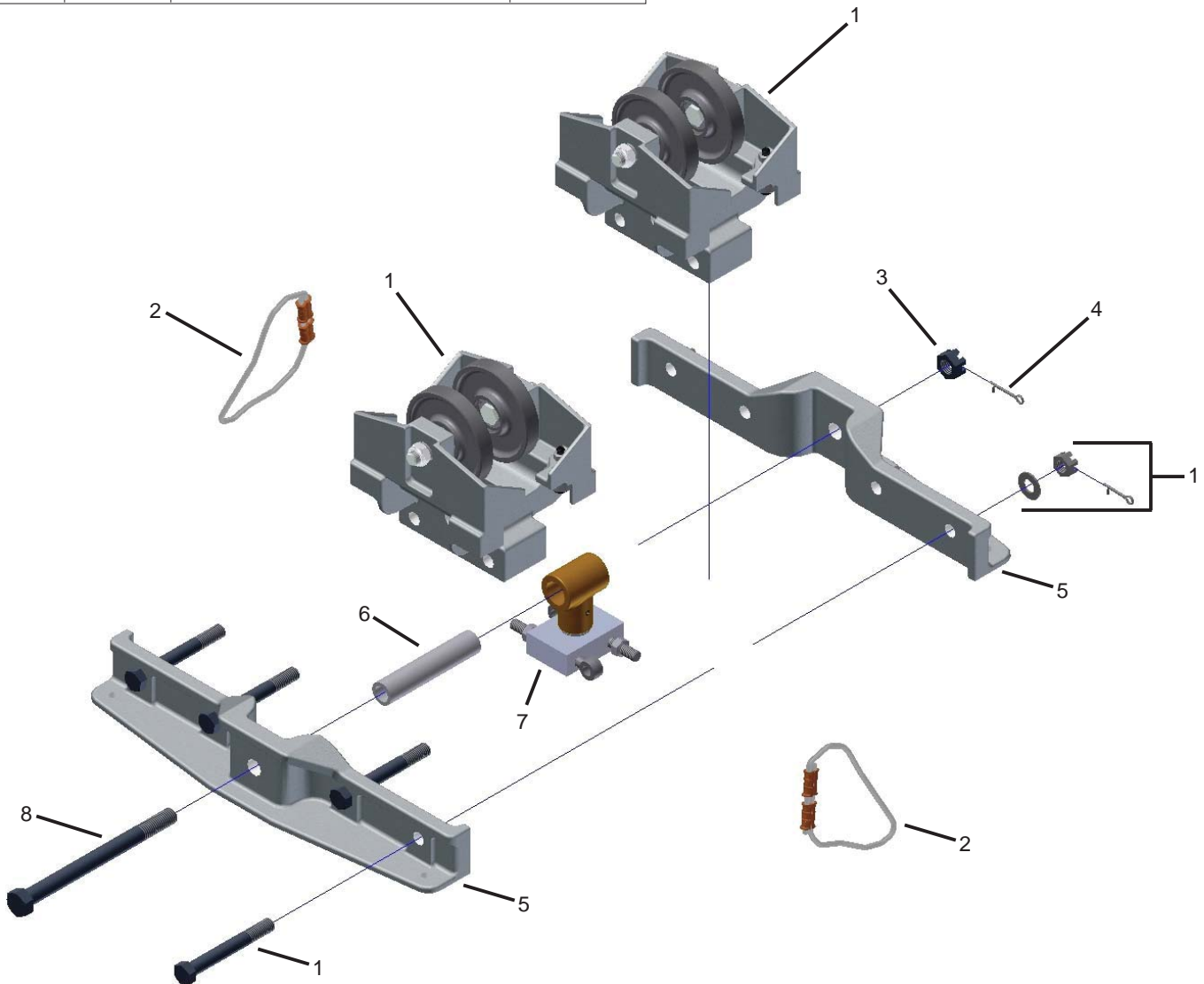
ETA-8 STANDARD RAIL END TRUCKS 1000 lb. RATED LOAD
 (22199, 22200 AND 22201 WITHOUT KICKUP)
 (22208, 22210 AND 22212 WITH KICKUP)

REF.	STOCK CODE	DESCRIPTION	QUANTITY
1	10189	MBC-500-3-325 Trolley W/O KU	2
2	25630	ETA-8 Safety Cable	2
3	52370	3/4-10 Small Slot Hex Nut	1
4	54086	5/32 x 1 1/2 Cotter Pin	1
5	59580M	156 MBC End Truck Mach. Cast.	2
6	25010	1 1/8 OD Wear Sleeve Assy	1
7	25410	507 Hanger Assembly	1
8	51420	3/4-10 x 8 GR5 HHB	1



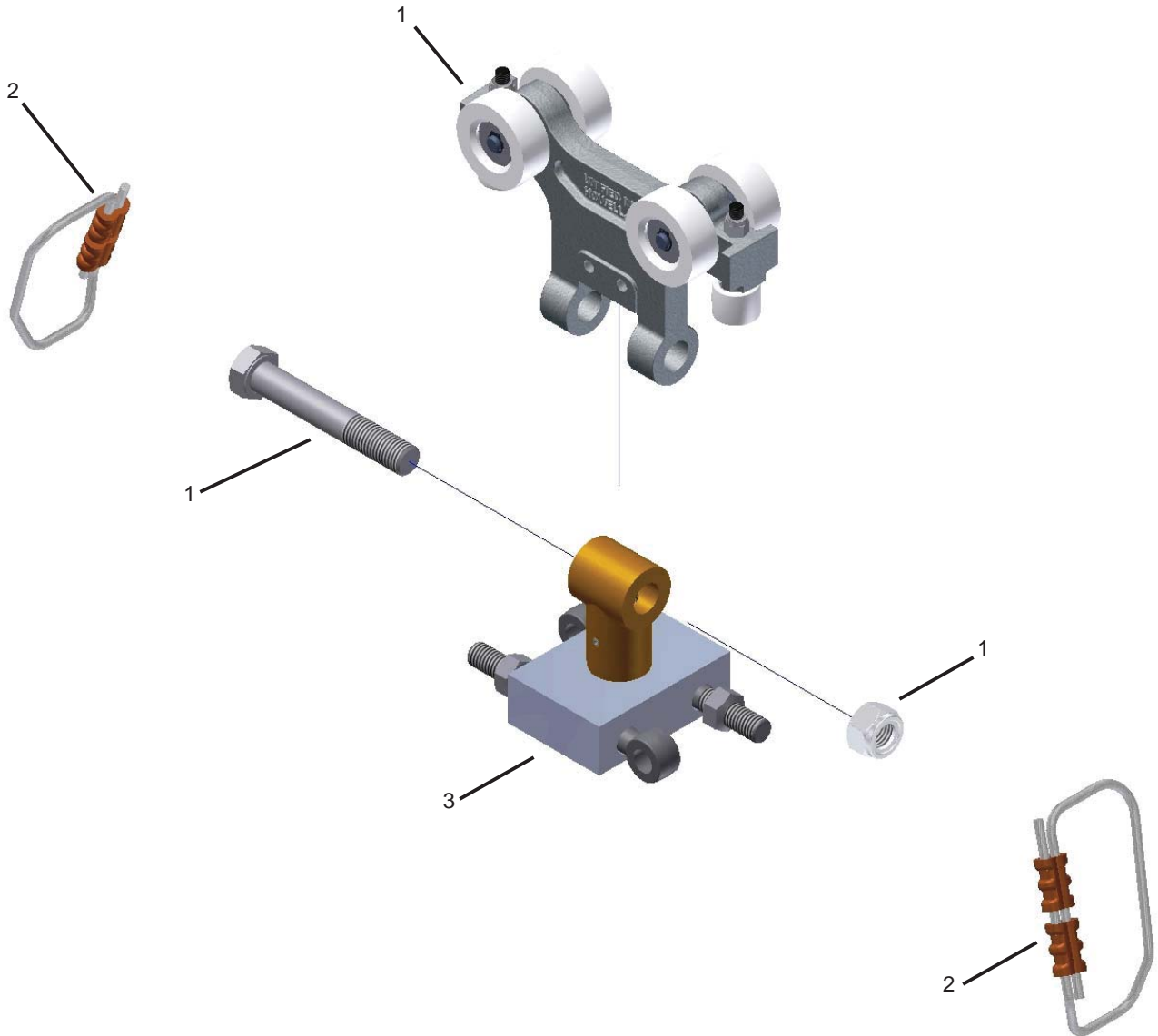
ETA-8 STANDARD RAIL END TRUCKS 2000 lb. RATED LOAD
 (22214 AND 22216 WITHOUT KICKUP)
 (22218 AND 22220 WITH KICKUP)

REF.	STOCK CODE	DESCRIPTION	QUANTITY
1	10154	MBC-1000-3-325 Trolley W/O KU	2
2	25630	ETA-8 Safety Cable	2
3	52370	3/4-10 Small Slot Hex Nut	1
4	54086	5/32 x 1 1/2 Cotter Pin	1
5	59590M	158 MBC End Truck Mach. Cast.	2
6	25010	1 1/8 OD Wear Sleeve Assy	1
7	25410	507 Hanger Assembly	1
8	51450	3/4-10 x 9 GR5 HHB	1



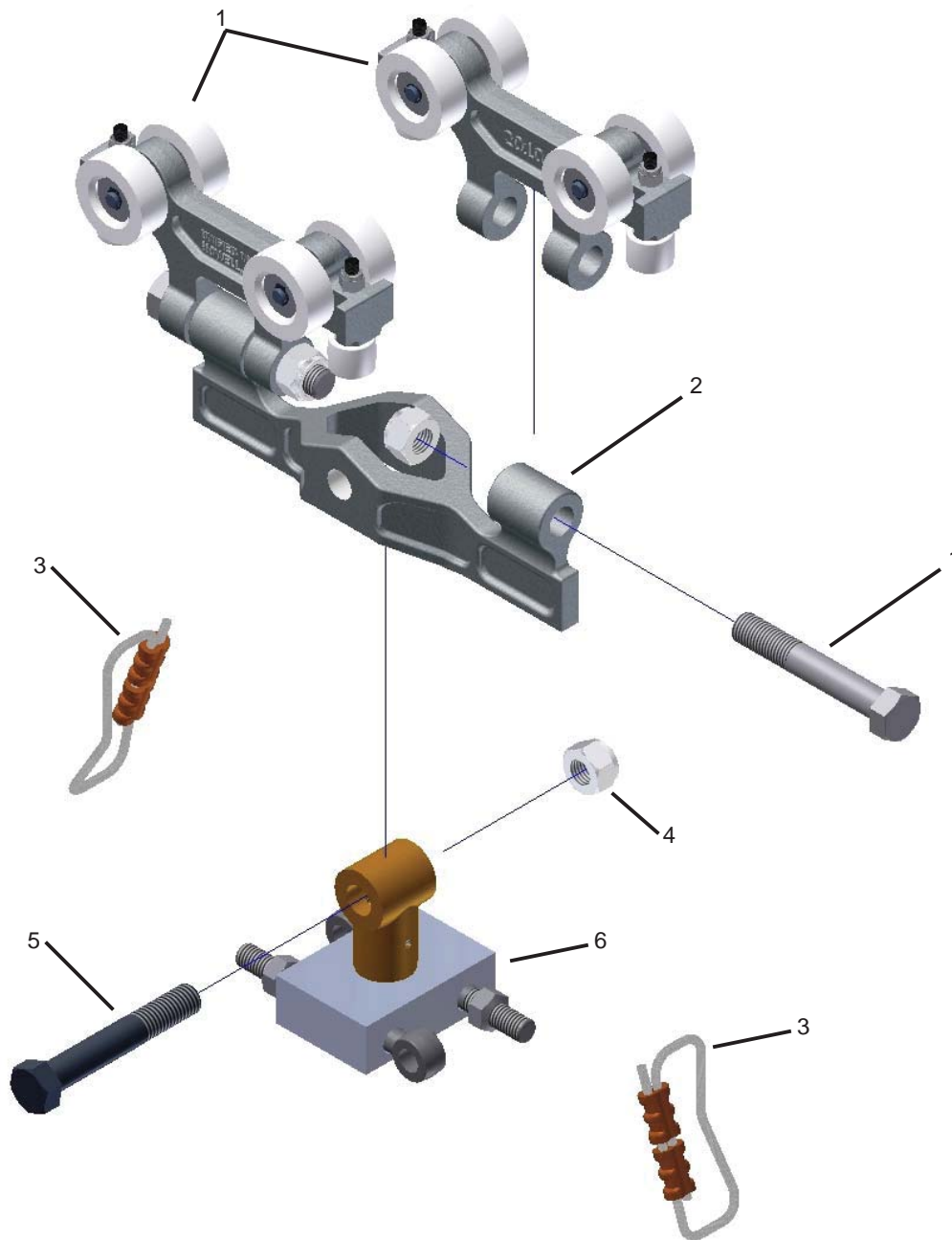
22519 ETA-8 SINGLE END TRUCK ASSEMBLY TO RUN ETA-4/5

REF.	STOCK CODE	DESCRIPTION	QUANTITY
1	20110	ETA-4/5 Long Body Load Trolley	1
2	25640	ETA-4 Safety Cable Assembly	2
3	25261	405 Hanger Assy (406/175)	1



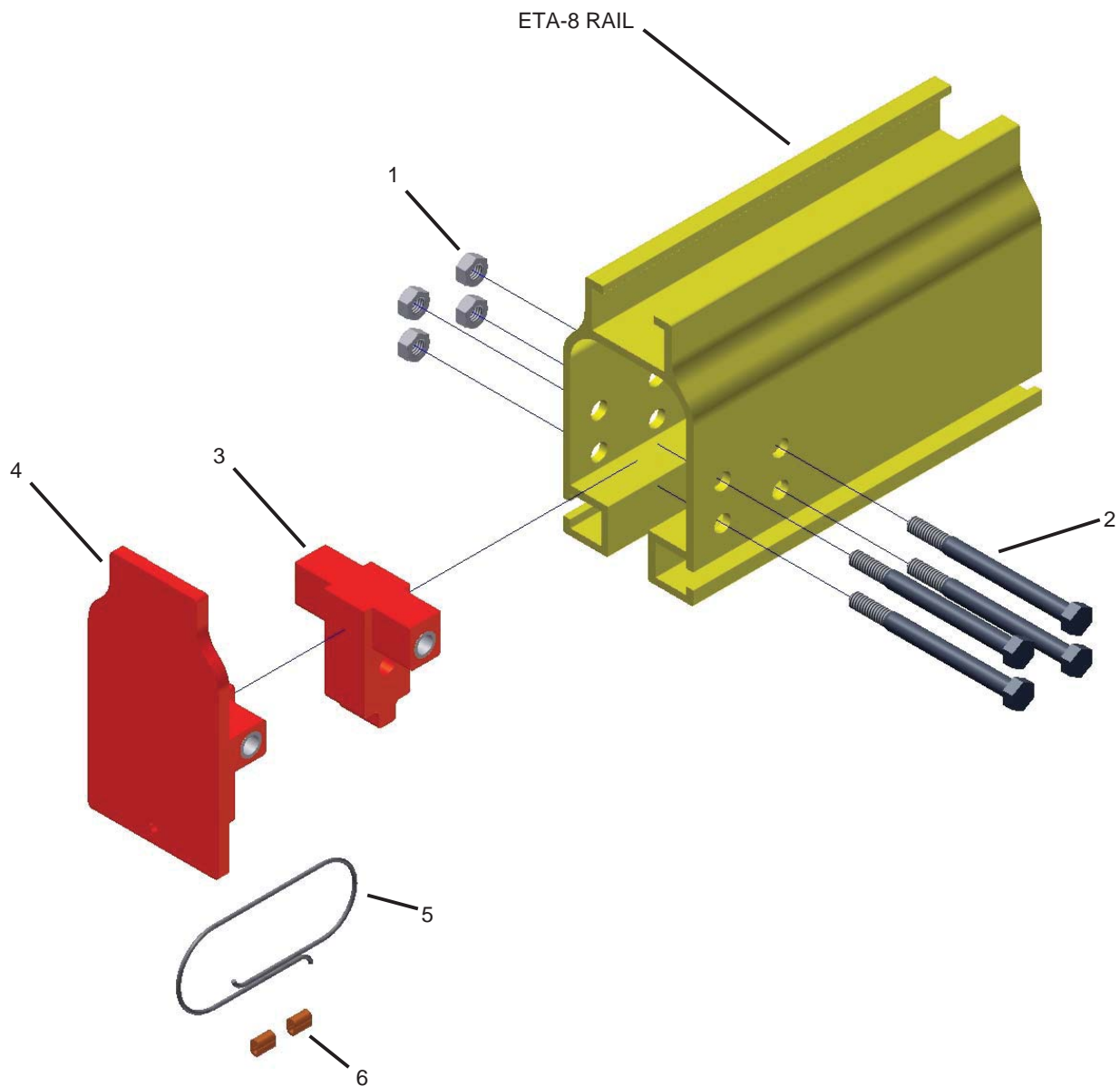
22528 ETA-8 DUAL END TRUCK ASSEMBLY TO RUN ON ETA-4/5

REF.	STOCK CODE	DESCRIPTION	QUANTITY
1	20100	ETA-4/5 Short Body Load Trolley	2
2	59880M	441 Machined E/T Casting	1
3	25640	ETA-4 Safety Cable Assembly	2
4	52455	M16x2.0 Nylon Insert Nut	1
5	51900	M16x2.0 x 100mm HHB	1
6	25261	405 Hanger Assembly (406/175)	1



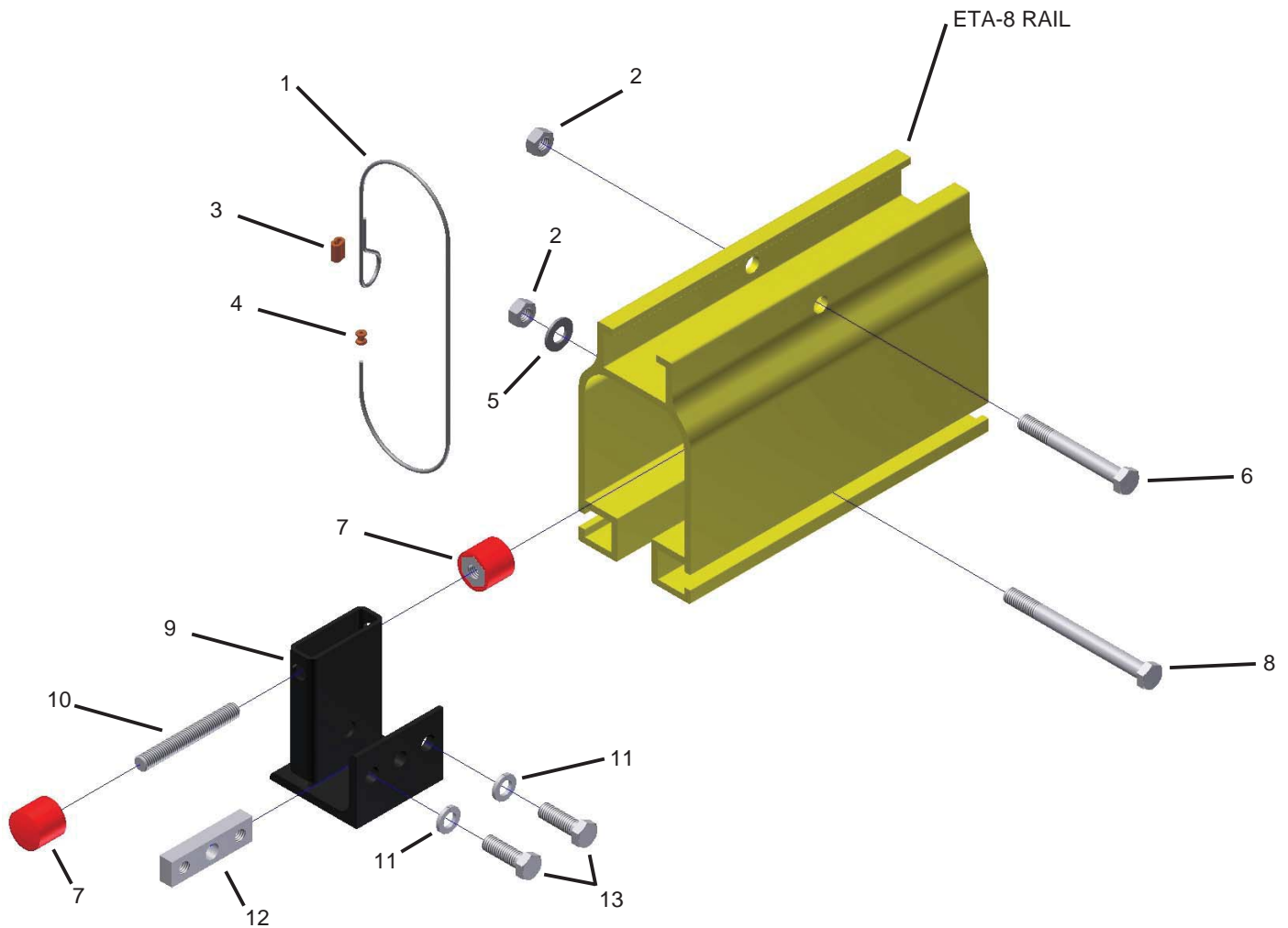
24950 ETA-8 DOUBLE END STOP

REF.	STOCK CODE	DESCRIPTION	QUANTITY
1	52445	M12x1.75 Prevailing Torque Nut	4
2	51850	M12x1.75 x 140mm HHB	4
3	59920	ETA-8 Inner Stop	1
4	59967	ETA-4 End Cap	1
5	65020	1/8" 7x19 Stain. Stl. Wire Rope	1
6	78020	1/8" Copper Oval Sleeve	2



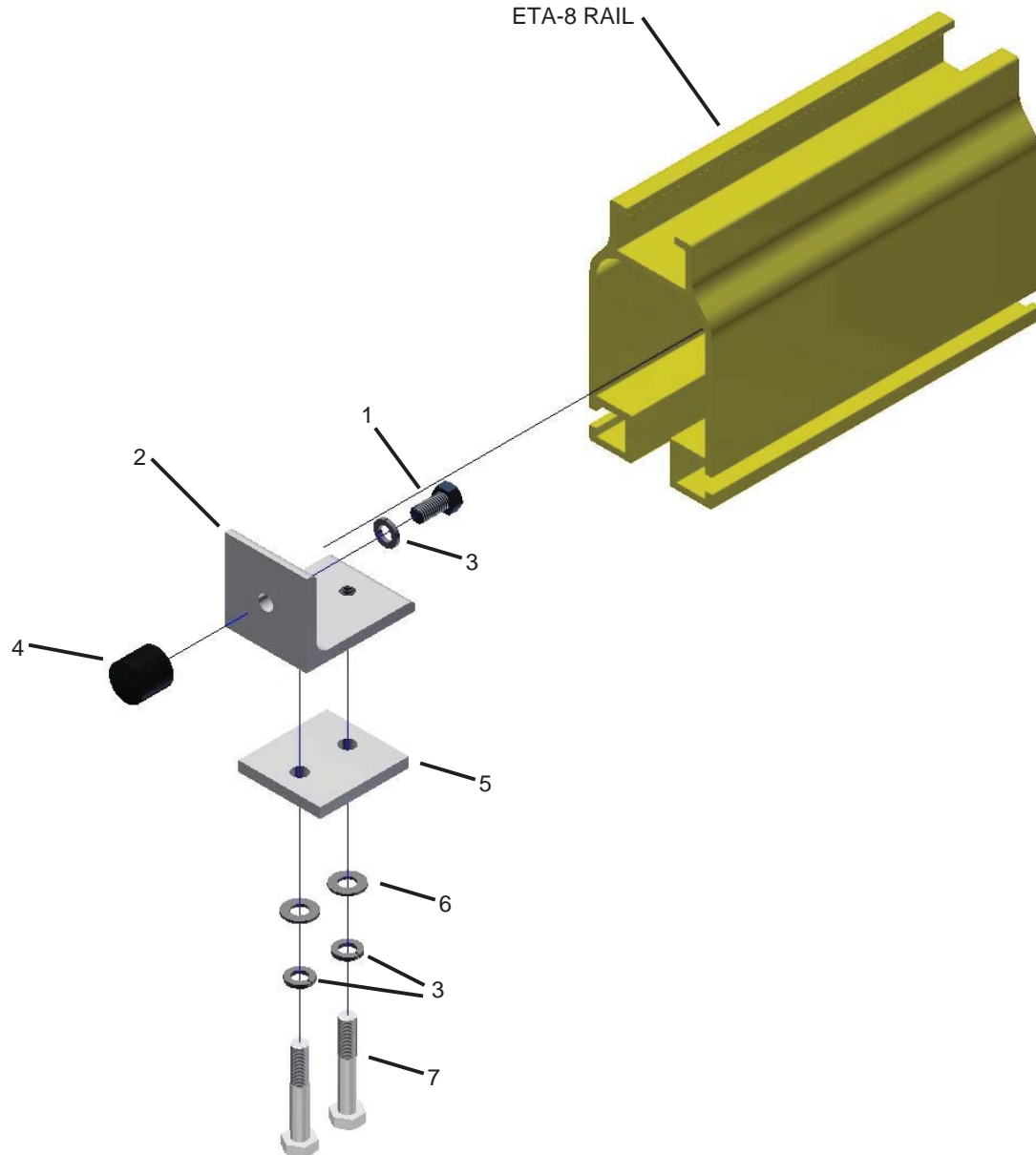
25576 ETA-8 INSERTABLE MID-RAIL STOP

REF.	STOCK CODE	DESCRIPTION	QUANTITY
1	65020	1/8" x 18" 7X19 SST. Wire Rope	1
2	52445	M12x1.75 Prevailing Torque Nut	2
3	78020	1/8" Copper Oval Sleeve	1
4	78021	1/8" Copper Stop Sleeve	1
5	53060	1/2 SAE Flat Washer	1
6	51840	M12x1.75 x 110mm HHB	1
7	60004	ETA-8 Poly Bumper	2
8	51850	M12x1.75 x 140mm HHB	1
9	60003	ETA-8 Mid -Rail Stop Weldment	1
10	80990	1/2-13 x 3 13/16" Threaded Rod	1
11	52510	12mm Spring Lock Washer	2
12	60005	ETA-8 Mid-Rail Stop Bar	1
13	51785	M12x1.75 x 40mm HHB	2



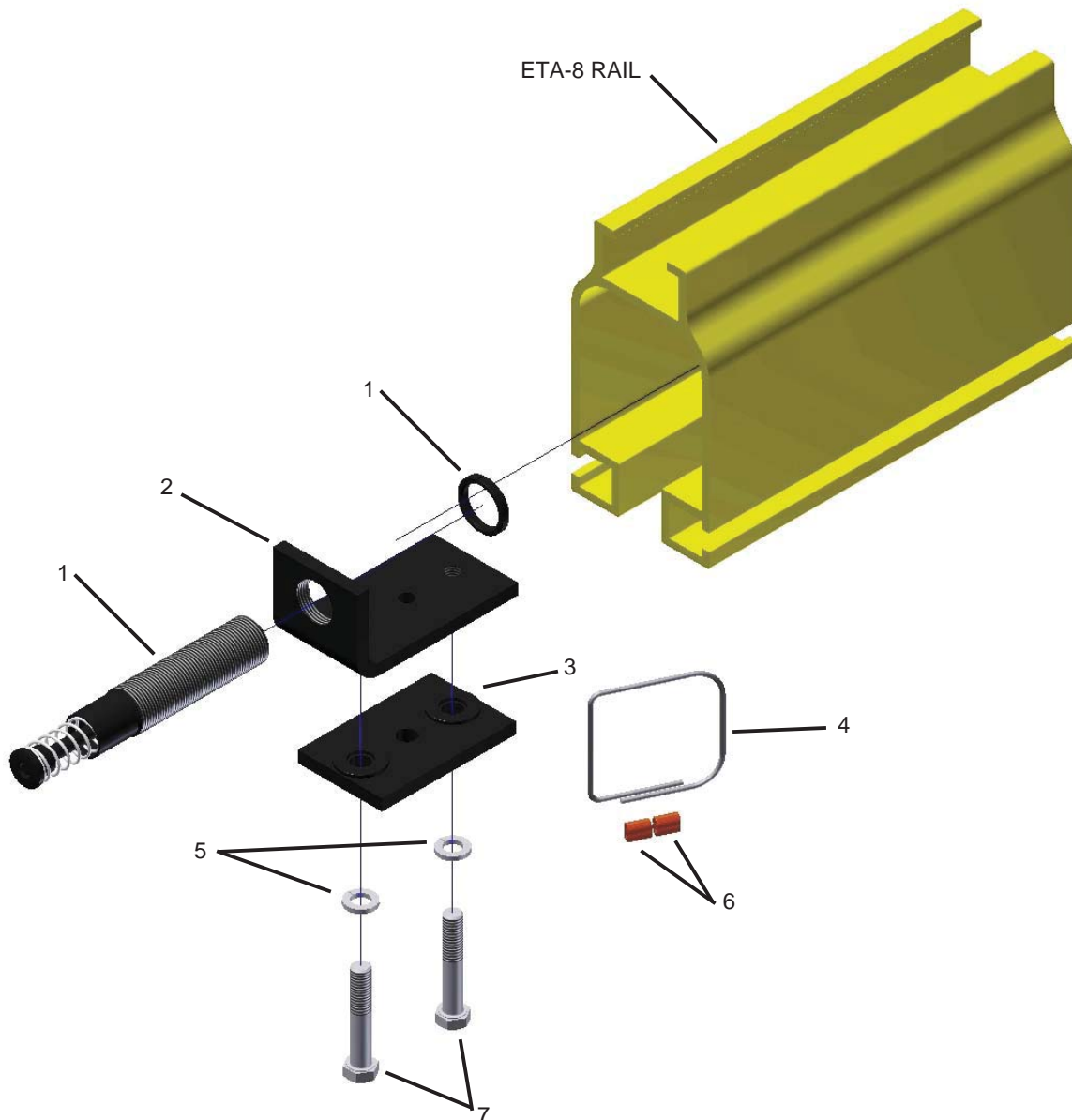
25570 ETA-8 MID-RAIL STOP ASSEMBLY

REF.	STOCK CODE	DESCRIPTION	QUANTITY
1	50730	1/2-13 x 1" HHB	1
2	25571	ETA-8 Mid Stop Angle	1
3	53230	1/2" Spring Lock Washer	3
4	62010	1 1/4" Neo Bumper	1
5	25572	ETA-8 Mid Stop Plate	1
6	53060	1/2" SAE Flat Washer	2
7	51830	M12x1.5 x 80mm HHB	2



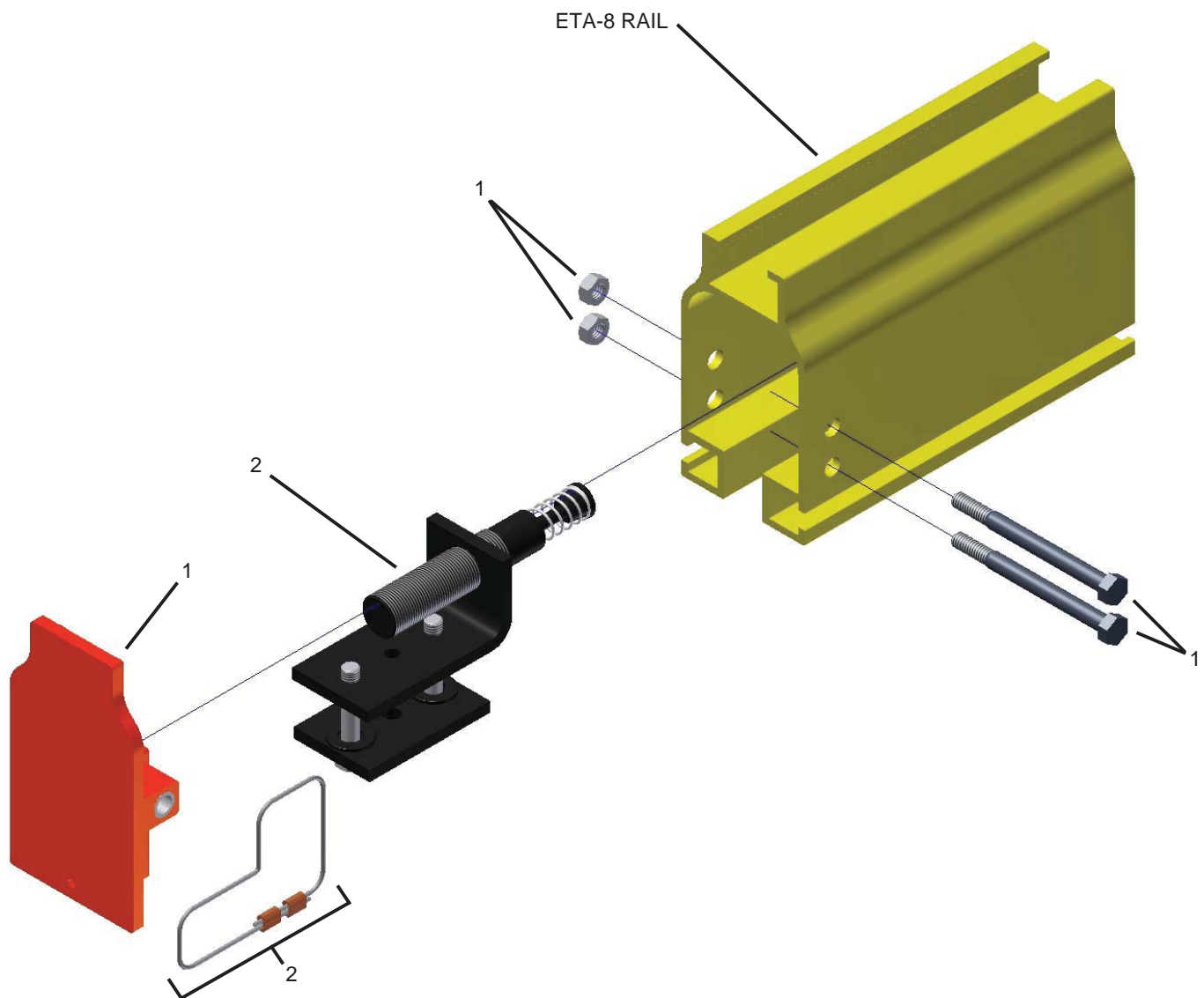
25179 ETA-8 POSITION STOP SHOCK ABSORBER ASSEMBLY

REF.	STOCK CODE	DESCRIPTION	QUANTITY
1	59905	MC3350-3 MC Series Shock Absorber	1
2	59908	ETA-8 Shock Absorber Holder	1
3	59906	Clamp Plate	1
4	65020	1/8" x 14" 7x19 SST. Wire Rope	1
5	52510	12mm Spring Lock Washer	2
6	78020	1/8" Copper Oval Sleeve	2
7	51820	M12x1.75 x 70mm HHB	2



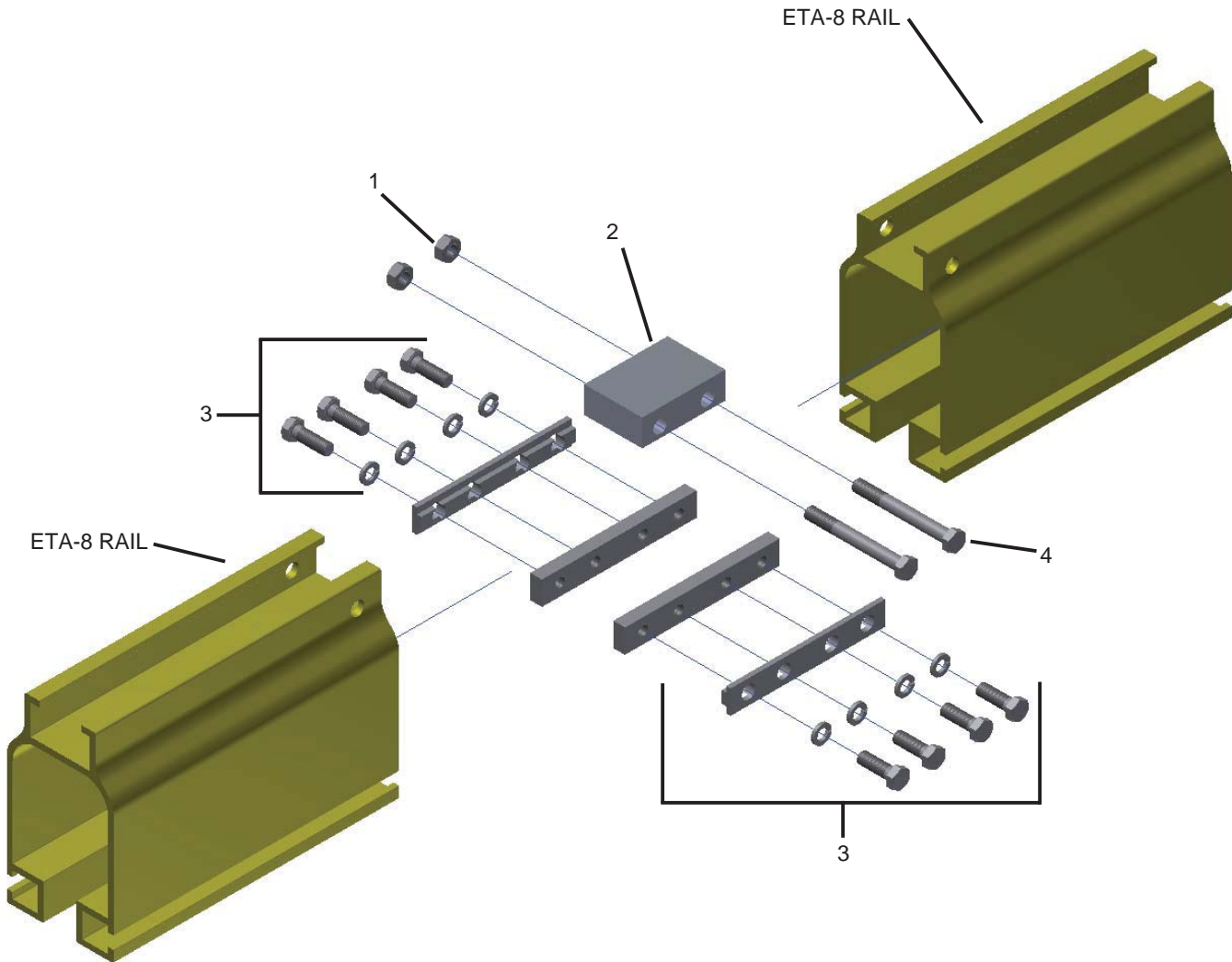
25135 ETA-8 END STOP SHOCK ABSORBER ASSEMBLY

REF.	STOCK CODE	DESCRIPTION	QUANTITY
1	25198	ETA-8 End Cap Assembly	1
2	25179	ETA-8 Position Stop Shock Absorber	1



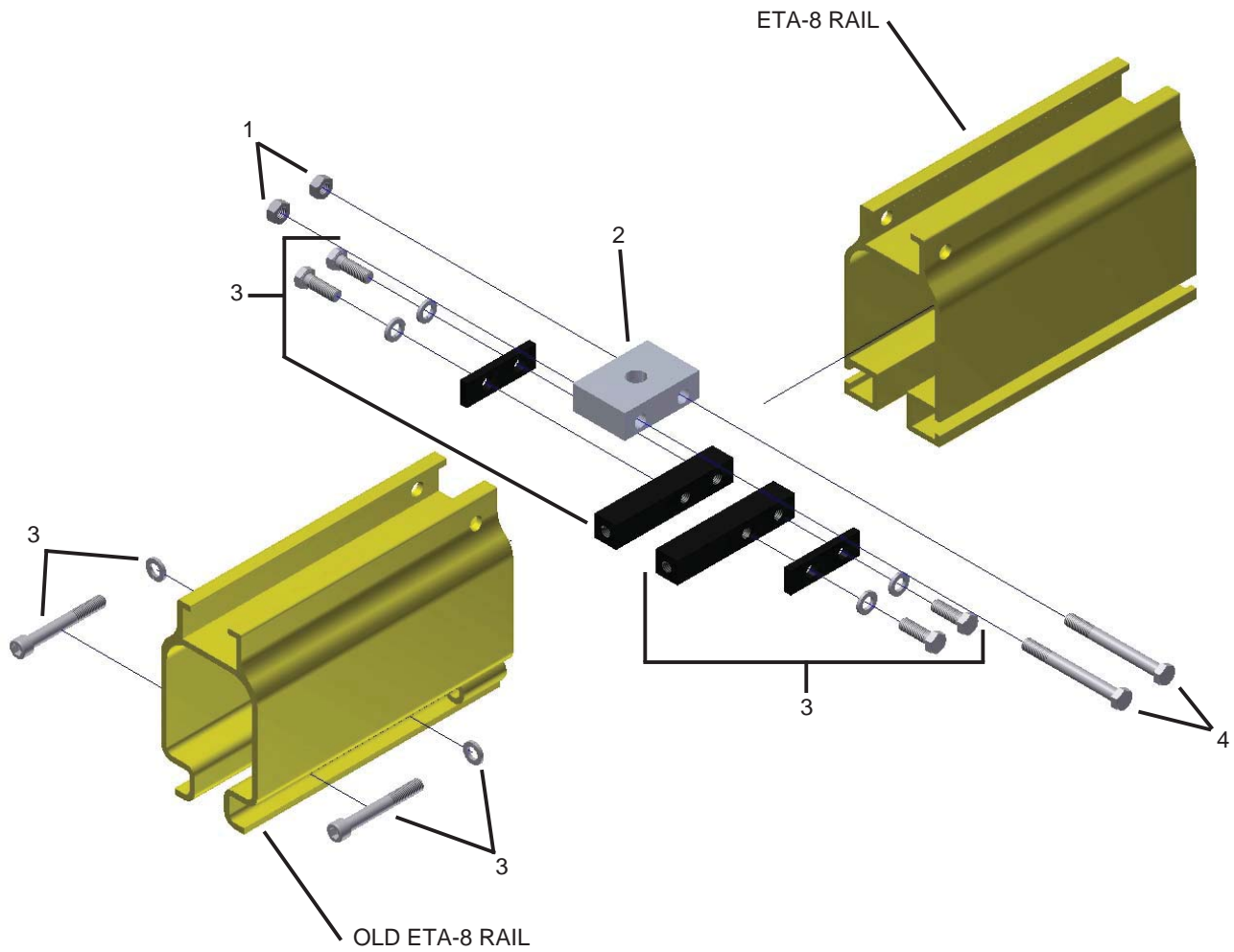
25552 ETA-8 BOLTED SPLICE ASSEMBLY

REF.	STOCK CODE	DESCRIPTION	QUANTITY
1	52185	1/2-13 Top Lock Nut, GR C	2
2	59950	175/280 Hanger Mach. Block	1
3	25553	ETA-8 Splice Bar Assembly M12x1.75 x 35mm HHB	2
		12mm Spring Lock Washer	4
4	51837	M12 x 1.75 x 100mm HHB	2



25557 ETA-8 TRANSITION SPLICE ASSEMBLY

REF.	STOCK CODE	DESCRIPTION	QUANTITY
1	52445	M12x1.75 Prevailing Torque Nut	2
2	59950	175/280 Hanger Mach. Block	1
3	25555	ETA-8 Transition Splice Bar	2
		M12x1.75 x 35mm HHB	2
		12mm Spring Lock Washer	3
		M12x1.75 x 90mm SHCS	1
4	51840	M12x1.75 x 110mm HHB	2



25550 ETA-8 OLD RAIL SPLICE ASSEMBLY

REF.	STOCK CODE	DESCRIPTION	QUANTITY
1	52445	M12x1.75 Prevailing Torque Nut	4
2	59950	175/280 Hanger Mach. Block	1
3	51842	M12x1.75 x 120mm SHCS	2
4	51840	M12x1.75 x 100mm HHB	2

