



Eugene Textile Center

1510 Jacobs Drive

Eugene Oregon 97402

541-688-1565

www.eugenetextilecenter.com

Classes for December 2013 – November 2014

Dyeing



Easy Indigo Scarf Dyeing

Barbara Setsu Pickett
Saturday, December 7
10 am – 4 pm
\$75 + \$40 Material Fee

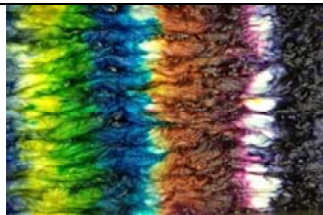
Learn the 'green' method for dyeing indigo blue with instant indigo crystals. Dye 1 silk scarf and 1 bamboo or cotton jersey circle scarf using basic shibori itajime, fold-and-clamp, or binding techniques.



Lichen Dyeing

Cheshire Mayrsohn
Saturday, January 18
12 – 4 pm
\$60 + \$15 Material Fee

Many colors can be derived from lichens including reds, purples and blues. The dye derived from lichen is colorfast and often requires no mordant. In the Pacific Northwest we live in a lichen rich environment, they are all around us. Each participant will get three silk scarves (pre-mordanted) to dye. We will also dye wool yarn, both mordanted and unmordanted.



Intro to Acid Dyeing

Janis Thompson
Saturday, April 12 or
Saturday, September 13
12 – 4 pm
\$50 + \$12 Material Fee


Explore the many ways to mix and apply acid dyes in the studio with an experienced dye mistress. We will address ways to apply dyes to various fiber preparations, based on what we want the outcome to be. Materials provided. Safety, formulas and stock solutions will all be discussed.



Intro to Natural Dyeing

Janis Thompson
Saturday, January 4 or
Saturday, July 12
12 – 4 pm
\$50 + \$15 Material Fee





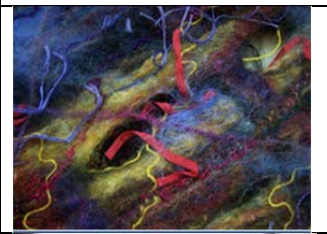


Learn how to dye with weld, onion skins, madder, cochineal, logwood and indigo! We will learn the basics of mordanting, extracting pigment, making a dye bath, overdyeing, as well as color shifting in an after-bath. You will be ready to explore on your own after this class.










Easy Indigo Shibori






Barbara Setsu Pickett
Saturday, April 19
10 am – 4 pm
\$75 + \$40 Material Fee







Learn the 'green' method for dyeing indigo blue with instant indigo crystals. Dye natural fibers, cloth and yarns, such as cotton, bamboo, silk, wools, and handmade papers. Learn basic shibori techniques of fold-and-clamp and binding.






	<p><u>Color Theory with Colorhue Instant Silk Dyes</u> Barbara Setsu Pickett Saturday, Feb 1 10 am – 4 pm \$75 + \$30 Material Fee</p>	<p>Expand your knowledge of color theory. Explore making unique tri-axial color scales. Learn how to optically mix hues by layering and collage. Learn the difference between lustrous, iridescent and luminous effects.</p>
	<p><u>Innovative Dye Techniques</u> Judy Robertson Thursday – Sunday May 1,2,3,4 10 am – 4 pm \$375 + \$90 Material Fee</p>	<p>The goal of this class will be how to play and experiment with color while dyeing beautiful and usable fabric. Focus will be on the following trying at least 6 different cotton fabrics for different results, creating your own dyeing palette, producing saturated colors, making several values of the same color combinations in a very simple way, and using a low water method to dye many different styles of fabric. This is great for art quilts. You will be dyeing many yards of fabric. http://www.justimagination.com/</p>
	<p><u>Precision Sabraset Triaxel Dyeing</u> Barbara Setsu Pickett Saturday, October 4, 2014 10 am – 4 pm \$75 + \$ Material Fee</p>	<p>Learn to dye wools and silks with Sabraset low-acid dyes. Choose a color and dye a dilution scale. The class will dye a 21-color triaxial color scale using 3 primaries. Blend stock solutions and dye a silk scarf.</p>
	<p><u>Honorable Discharge</u> Barbara Setsu Pickett Sunday, October, 5 2014 10 am – 4 pm \$75 + \$35 Material Fee</p>	<p>Learn the nuances of discharge, taking away color. Discharge a 21-hue triaxial color scale. Try shibori techniques to create patterned designs on a Sabraset-dyed silk scarf. Achieve a range of hues by adjusting the strengths of discharge.</p>
<h2>Felting</h2>		
	<p><u>Mixed Media Felted Scarf</u> Janis Thompson Saturday, March 15 or Saturday, June 28 12 – 4 pm \$45 + \$12 Material Fee</p>	<p>Make a SOFTLY felted scarf or two in class using a combination of Merino, silk, colorful threads and glitz. We will sandwich our fibers between two pieces of fabric, pin them together and put in the WASHING MACHINE!</p>
	<p><u>Needle Felting Basics</u> Sarah Rambousek Monday, November 4 Tuesday, February 4 12 – 2 pm \$25 + 10 Material Fee</p>	<p>This is an introductory class on needle felting. Students will make an item using wool. This is a great class to get started on needle felting. We will make small items, including 2 and 3 dimensional pieces.</p>
	<p><u>Needle Felted Christmas Ornaments</u> Saturday, December 7 12 – 2 pm \$25 + \$10 Material Fee</p>	<p>This is an introductory class on needle felting. Students will make an item using wool. This is a great class to get started on needle felting. We will make small items, including 2 and 3 dimensional pieces. We will focus on Christmas related objects.</p>


	<p><u>Fishy Felty</u> Beki Ries-Montgomery Saturday, February 15 10 am – 4 pm \$65 + \$10 Material fee</p>	<p>Felt a little whimsy into your life. Learn the basics of wet felting a 3 dimensional object in the guise of a tropical fish. Materials provided: Wool fiber and embellishments. Materials to bring to class: an apron or wear clothes that can get wet.</p>
	<p><u>Intro to Feltmaking</u> Sarah Rambousek Sat, October 19: 11am-1pm Mon, October 7, 2 – 4 pm Tues. November 12, 4 – 6 pm Sat, November 16 11 -1 \$40 Includes Materials</p>	<p>Want to learn to make felt? From scratch? With soft merino fleece? Then this class is for you. Make a flat piece of felt or turn your felt into a pouch or purse. This is a 2 hour class.</p>
<p>Spinning</p>		
	<p><u>Beginning Spinning Saturday Class</u> Sat, December 7 Sat, January 18 Sat, February 22 10 am – 3 pm \$50 + \$10 Material Fee</p>	<p>This is an introductory course for those who wish to learn to spin their own yarn. Students will learn the fundamental techniques of handspinning. ETC has wheels to use during class. Each session is a one day class. We offer this class once a month. Check our website for classes after last date listed.</p>
	<p><u>Introduction to Spindle Spinning</u> Beki Ries-Montgomery Saturday, November 30 Saturday, January 4 Saturday, April 12 Saturday, June 7 1 – 5 pm \$50 + \$10 Material Fee</p>	<p>Game to try something twisted? Learn to make yarn the old-fashioned way with a drop spindle. No prior spinning experience is necessary. We'll learn and practice the skills to transform wool into yarn without fear of dropping the spindle. From there we'll cover spindle plying and finishing your first skein of spindle-spun yarn. Materials provided: Wool fiber and drop spindles to borrow during class. Materials to bring: Drop spindle, if you already own one; otherwise, none.</p>
	<p><u>Get to Know Your Wheel</u> Janis Thompson Sat, December 14 or Sat, May 24 or Sat August 2 or Sat, November 15 11 am – 5 pm \$75 + \$18 Material Fee</p>	<p>If you have a wheel and have taken the most basic class, this is the next one! Learn how to correct over-twist, adjust your tension, treadling, drive band and whorls. Find out how to make the WHEEL do most of the work for the yarn YOU want!</p>
	<p><u>Spinning Mohair</u> Janis Thompson Saturday, January 25 or Saturday, October 4 1 – 5 pm \$50 + \$15 Material Fee</p>	<p>Mohair locks are soft, lustrous and divine! Learn how to spin this "Greased Lightning" with an experienced teacher. We will spin from handfuls of gleaming locks and roving to produce curly and loopy yarns.</p>

	<p><u>Navaho Spindle Spinning</u> Navaho Spindle Monday, Feb 3 Monday, June 9 6 - 8:30 pm \$40 +\$5 material fee.</p>	<p>Learn to use the Navajo spindle to make a continuous yarn. Develop the technique of spinning the yarn twice; once to put in a slight twist and the second time to spin the final yarn. The Diné have long spindles that are rotated on the thigh with the flick of a wrist while the spindle's bottom point rests on the ground. Traditional weavers spin their rug wool in this manner from the double-coated Churro fleece. We will have a chance to card and spin a sample of Churro wool from the reservation in New Mexico.</p>
 	<p><u>Hackle Class</u> Debbie Hebert Saturday, Feb 1 or Saturday, September 13 1 – 5 pm \$50 + \$15 Material Fee</p>	<p>Using the Hackle to Create Fabulous Roving - Get your hackles up and out of the closet! Over the years many of us fiberistas have acquired hackles & combs but haven't used them in a while. You're in for a treat. Using hackles we will blend a variety of colorful fibers, lots of sparkle and bits of this and that to create roving for making several creative textured yarns. Fibers used in the class will be from local Oregon farms. We will use the color wheel, talk about the different types of animal fibers we're using, and YES - still have time to spin your newly created rovings into your own artistic yarns. The possibilities are endless! Students should know how to spin & ply. Bring spinning wheel, bobbins, lazy kate, niddy nody. If you have them, dig those hackles & combs out of the closet! If you have a plying head for your wheel that would be helpful but not necessary.</p>
	<p><u>Roving Reveal</u> Janis Thompson Saturday, February 15 12 – 4 pm \$50 + \$12 Material Fee</p>	<p>Yes, you can make more than one type of yarn with your roving. Learn how to spin one multi-colored roving into four different structures; singles, spiral, 2-ply, and Navajo. Each will "reveal" a unique yarn. Play with color in this workshop. Students should bring spinning wheel and all accessories.</p>
	<p><u>Beginning Spinning Night Class</u> Judy Ness Monday, March 10 Monday, May 12 Monday, July 14 6 pm – 9 pm \$40 + \$10 Material Fee</p>	<p>This is an introductory course for those who wish to learn to spin their own yarn. Students will learn the fundamental techniques of handspinning. ETC has wheels to use during class. Each session is one night 3 hours.</p>
	<p><u>Feast Art Yarns</u> Janis Thompson Saturday, March 29 or Saturday, August 16 1 – 5 pm \$50 + \$15 Material Fee</p>	<p>Learn how to spin the really Wild Art Yarn that commands the Big Bucks! In color teams, we will build a spinnable Feast, using a special layering technique developed by Janis. Carded batts, dyed rovings, ribbon, yarns, angelina sparkles, all kinds of fluff! We spin and ply this into a Glorious, one of a kind skein! Delicious!!!</p>
	<p><u>Spinning and Plying with Color</u> Judith MacKenzie Mon, Tues, Wed June 16,17,18, 10 am – 4 pm \$295.00</p>	<p>Join Judith and friends as they explore the many amazing ways to ply yarn and work with color. More description to come.</p>

	<h2 style="text-align: center;">Surface Design</h2>	
	<p><u>Mark Making</u> Lorraine Glessner March 5th and 6th 10 am – 4 pm \$150 + 15 Material Fee</p>	<p>This workshop involves the exploration of the act of drawing as a vehicle for the discovery of form, materials and ideas. This is not a typical drawing course and will encourage those intimidated by drawing as well as inspire participants with more advanced skills. With an emphasis on mixed-media, participants will explore the mark-making possibilities of branding, rust printing and composting and are encouraged to respond to these marks utilizing various techniques and media. Through these studies, participants begin to gain an appreciation for the materials themselves and discover the freeing possibilities of experimentation through mark making and the creation of art from almost anything.</p> <p>http://www.lorraineglessner.net</p>
	<p><u>Encaustic</u> Lorraine Glessner March 7-8-9 10 am – 4 pm \$295 + 35 Material Fee</p> 	<p>This workshop involves the exploration of encaustic, one of the most exciting and versatile mediums available to the contemporary artist. With an emphasis on mixed-media, this workshop introduces participants to the basics of encaustic painting as well as a variety of advanced techniques including equipment and safety issues, tools, grounds and substrates, application and painting techniques, fusing, color mixing, incising, sgraffito, creating texture, surface manipulation, image transfer and collage. Participants will also combine encaustic with the textural possibilities of heated Tyvek fabric and papers, stitch, instant indigo (freeze-dried indigo dye) and drawing with horse and human hair. Open to artists from beginning to advanced levels of development, no prior experience in encaustic painting is necessary.</p> <p>http://www.lorraineglessner.net</p>
	<p><u>Instant Silk Printing With Colorhue</u> Barbara Pickett June 7th 10 am – 4 pm \$75 + 35 Material Fee</p>	<p><i>Instant Silk Printing with Colorhue</i> <i>Mix Colorhue concentrate into shaving cream for printing. Learn to combine it with Lumiere metallics. Use it in thermofax silk screening and freezer-paper stenciling.</i></p>
	<h2 style="text-align: center;">Weaving</h2>	
	<p><u>Beginning Weaving</u> Suzie Liles Thur, Feb 20, 27, Mar 6, 13 or Wed, Apr 30, May 7, 14, 21 or Thur, July 10, 17, 24, 31 or Wed, Oct 15, 22, 29, Nov 5 11 am – 5 pm \$165 + Material Fee</p>	<p>This is a 4-week course learning the art of handweaving. Students will use Eugene Textile Center looms. Students will learn about weaving patterns, drafts, preparing the loom, weaving and finishing techniques for the woven cloth. In this course, students will finish three woven projects.</p>

	<p><u>Easy Ikat</u> Barbara Setsu Pickett Saturday, Sunday, March 1 + 2 11 am – 5 pm \$150 + Material Fee</p>	<p>Explore new ways to pattern and resist dye warps and wefts. Achieve wood-grain patterning by braiding, crocheting, twisting and knotting warp chains and clamping for bolder designs. Saturday for resisting, Sunday for dyeing.</p>
	<p><u>Next Level Weaving Doubleweave</u> Suzie Liles Wednesdays Nov 20, 27 Dec 4, 11 11 am – 5 pm \$175 + Material Fee</p>	<p>This class is a great way to continue to learn more structures in weaving. We will continue to weave projects to gain more understanding. This is a class for students who have had a beginning course or knows how to warp a loom. This is a 4 week course. We will be focusing on Doubleweave this class. You can purchase materials in class depending on project chosen.</p>
	<p><u>Rigid Heddle Weaving for Ages 12 to Adults</u> Suzie Liles Thursday, Dec 5 or Friday, April 4 10 am – 4 pm \$60 + \$15 Material Fee</p>	<p>In this class you will learn to warp a rigid heddle loom with materials for a scarf and then weave it. This class will give the very basics of weaving. You may use your loom or one of ETC's looms</p>
	<p><u>Pine Needle Christmas Ornament Workshop</u> Sheri Smith Saturday, Dec 14 10 am – 4 pm \$55 (Includes Materials)</p>	<p>By popular demand Sheri will be back making pine needle angels. More info to come.</p>
	<p><u>2-Day Learn to Weave</u> Suzie Liles Thursday and Friday December, 12, 13 or Saturday and Sunday February 22, 23 or June 28, 29 10 am – 4 pm \$140 + \$25 Material Fee</p>	<p>This is a fast-paced workshop designed to provide participants with basic weaving skills. ETC looms will be used. We will be learning to warp a loom and weave a scarf. Choose any 2 days that work for your schedule.</p>
	<p><u>Laptops and Looms</u> Marg Coe Tues. Wed. Thur. June 24- 25-26 10 am – 4 pm \$295</p>	<p>Why, you may ask, should we need to use a computer with 4 and 8-shaft designs? Isn't that a tool for people who weave on 16 shafts? 32 shafts? Maybe even more? This workshop is not on what a program "does" but what we can do with it: 4 block double weave on 4 shafts, interleaving, polychrome, network drafting, the many ways to make use of parallel threadings, turned taquete, turned S2T (summer & winter). . . . how computers enable us to weave in a way we could never have envisioned in the past. Weave design programs come with perfectly good manuals, manuals that explain the features of the programs and how they work. Missing are practical applications of those features. Laptop & Looms fills that gap. The methods introduced are appropriate for weavers with any number of shafts.</p>

	<p><u>Inkle loom Weaving</u> Suzie Liles Tuesday, November 26 Saturday, January 25 Saturday, April 5 Saturday, July 26 10 am – 4 pm \$60 + \$8 Material Fee</p>	<p>In the class you will learn how to warp and weave an inkle loom. You will learn the fundamentals of placing colors to make pattern. You may use your loom or one of ETC's looms</p>
	<p><u>Overshot Weaving</u> Suzie Liles Wednesdays March 12, 19, 26, April 2 10 am – 4 pm \$175 + Materials</p>	<p>In this class you will explore different ways to weave overshot on one warp. You will make 8 different samples that could be used for pillow tops this is a great learning experience. You will be using ETC Looms. Unless you have a small one to bring in. This will be done on 4 shaft looms. This is a 4 week class. Materials will be purchased during class.</p>
	<p><u>Beginning Rug Weaving</u> Jason Collingwood Tue – Wed –Thur. May 27-28-29 10 am – 4 pm \$295 + \$5 Material Fee</p>	<p>Plain weave (an introduction to rug weaving) An ideal course for those wishing to try out rug weaving for the first time, though with enough 'tricks' to also suit the more experienced weaver. Students will learn how to make a strong serviceable rug (plain weave being an excellent structure for rugs). Initially weaving stripes and spots using two colours, learning how to overcome the selvage problems inherent in each different design. Claspd wefts, crossed wefts and compensated inlay will be covered, all these new techniques giving the weaver more freedom with design.</p>
	<p><u>Rug Weaving 2/2 Twill</u> Jason Collingwood Friday - Sunday May 30-31 June 1 10 am – 4 pm \$295 + \$5 Material Fee</p>	<p>The course will include straight twill, broken twill and twill on opposites. Within the above three structures many two and three colour sequences will be explored, each giving their own unique design. Crossed wefts (parallel and contrary motion) and claspd wefts will be applied to 2 /2 twill, further increasing the design possibilities. Pick - up and 3 /1 double faced twill will also be looked at. This class will also include some work with Shaft Switching, students learning how to adapt their own looms.</p>
	<p><u>Linen and Lace Workshop</u> Suzie Liles Friday Saturday Sunday July 18,19,20 10am - 4pm \$250 + \$30 Material Fee</p>	<p>Are you afraid to weave with linen? In this workshop, you'll discover that linen is a wonderful, user-friendly fiber and learn the best techniques for warping, weaving, and finishing linen fabrics. Participants will thread four- or eight-shaft looms in various sizes of linen yarns and in round robin fashion, explore Huck lace, Bronson lace, Swedish lace, various hand- manipulated laces, and bead leno. Beginning, intermediate or advanced skill level.</p>

	<p><u>A Wearable Extravaganza: wrap your body in clothing form your own hands</u> Daryl Lancaster June 11-15 10 am – 4 pm \$450 + \$35 Material Fee</p> <p>5 day class</p>	<p>This is a terrific class for those wanting to learn to fit and sew clothing from their handwoven, handpainted, dyed, quilted, felted or other special fabric, as well as for those more experienced students wanting to polished and professional results. Students will construct a basic unlined jacket, from their own fabric, custom fit to themselves while learning all sorts of inspiring techniques to make their garments reflect their creativity. This class is designed to teach creativity as well as technique. Students who have already made their own jacket with me may opt to bring their own patterns.</p> <p>http://www.daryllancaster.com</p>
--	---	--

Eugene Textile Center provides a retail shop for equipment and materials for the fiber arts, as well as a comprehensive studio environment. ETC offers classes and studio support to individuals in the community with an interest in handweaving, surface design on cloth, and other non-woven fiber techniques.

If you are looking to learn something about weaving, surface design, dyeing or spinning, we give lessons on a group or individual basis. Call for prices and to set up a class with us.

Eugene Textile Center has new and used equipment for weaving and spinning.

Shop hours: 10:00 am to 5:30 pm, Monday through Saturday

Check our website www.eugenetextilecenter.com.

We may add classes to this schedule.

John Marshall will be coming for a 3 day workshop Sept 19 20 21 2014.

More info to come.....

<http://www.johnmarshall.to>