

# OBSOLETE PART FINDER

Have an obsolete propeller and need to learn the pitch? Look no further than our Obsolete Part Finder. Search full or partial part numbers for obsolete propeller specifications. Available in the Resource Center at [www.miwheel.com](http://www.miwheel.com).



MICHIGAN WHEEL

## SKI & TOWBOAT PROPELLERS

Part Number	Dia. x Pitch	Pitch Rotation	Bore	Order No.	Retail
635101	13x13	LH	1"	42200	\$536.00
635103	13x13	LH	1-1/8"	42202	536.00
635403	14x18	LH	1-1/8"	42407T	587.00

EVINRUDE / JOHNSON

### 4-8 HORSEPOWER

Non-Thru Hub Exhaust & Pin Drive



4 HP.....1980-1983	6 HP.....1986-2005	7.5 HP.....1980-1983
4, 5 HP Deluxe.....1986-1995	6 HP 4-Stroke.....1998-2003	8 HP.....1986-2005
5 HP 4-Stroke.....1999-2003		

Boat Description/Length	ALUMINUM PROPELLERS						Rubber Hub Bushing
	Dia.	Rot.	Pitch	Bld #	OEM Part #	Part #	
Standard Replacement	8-1/2	R	9	3	778797	012032	

### 6-15 HORSEPOWER

Non-Thru Hub Exhaust & Pin Drive



6 HP.....1966-1979	10 HP.....1958-1963	8-15 HP.....2000 & Newer
9.5 HP.....1964-1973	10, 12, 14 HP***.....1982-1994	

Boat Description/Length	ALUMINUM PROPELLERS						Rubber Hub Bushing
	Dia.	Rot.	Pitch	Bld #	OEM Part #	Part #	
14'-16' - AL	8-1/4	R	8	3	763588	012008	
12'-14' - LL	8	R	7-1/4	2	763745	012005	
12'-14' - LL	8-1/4	R	8-1/2	3	763586	012007	

### 8, 9.9-15 HORSEPOWER • 2-1/2" GEARCASE

Thru Hub Exhaust & 13 Tooth Spline



8 HP 4-Stroke.....1996-2005	9.9 - 15 HP 2-Stroke.....1974-2005	9.9, 15 HP 4-Stroke.....1995-2001
-----------------------------	------------------------------------	-----------------------------------

Boat Description/Length	ALUMINUM PROPELLERS						Rubber Hub Bushing
	Dia.	Rot.	Pitch	Bld #	OEM Part #	Part #	
14'-16' - AL	10	R	7	3	763456	012112	
Standard Replacement	9-1/2	R	10	3	778772	012111	

### 9.9-15 HORSEPOWER • JOHNSON • 2-1/2" GEARCASE

Thru Hub Exhaust & 10 Tooth Spline



9.9 HP 4-Stroke.....2002-2007	15 HP 4-Stroke.....2002-2007
-------------------------------	------------------------------

Boat Description/Length	ALUMINUM PROPELLERS						Rubber Hub Bushing
	Dia.	Rot.	Pitch	Bld#	OEM Part No.	Part No.	
14'-19' - AL	9-1/4	R	9	3	5005384	062103	

Mfg. #	Order #	Retail	Mfg. #	Order #	Retail	Mfg. #	Order #	Retail
012032	<b>41079</b>	\$99.00	012007	<b>41012</b>	\$102.00	012111	<b>41038</b>	\$ 108.00
012008	<b>41014</b>	102.00	012112	<b>41040</b>	108.00	062103	<b>40470</b>	105.00
012005	<b>41008</b>	102.00						

EVINRUDE / JOHNSON



10-28 HORSEPOWER

Non-Thru Hub Exhaust & Pin Drive

10 HP.....1951-1957	18 HP..... 1957-1973	25 HP..... 1969-1977
15 HP.....1953-1956	20 HP..... 1969-1973	28 HP.....1964

Boat Description/Length	ALUMINUM PROPELLERS						Part #
	Dia.	Rot.	Pitch	Bld #	OEM Part #	Part #	
14'-16' - HL	9	R	9	3	763587	012109	
12'-14' - LL	9	R	10	3	763583	012011	
12'-14' - LL	9-1/4	R	11	3		012013	

Rubber Hub Bushing



14-28 HORSEPOWER

Non-Thru Hub Exhaust & 13 Tooth Spline

14 HP.....1988-1989	25 HP**..... 1978-1991; 1994 & Newer	28 HP..... 1986-1996
25 HP.....1978-1984		

Boat Description/Length	ALUMINUM PROPELLERS						Part #
	Dia.	Rot.	Pitch	Bld #	OEM Part #	Part #	
16'-18' - HL	9	R	9	3	763585	012021	
15'-17' - AL	9	R	10	3	763589	012015	
14'-17' - AL	9-1/4	R	11	3	763584	012016	
14'-17' - LL	9-1/4	R	12	3	763590	012030	

Rubber Hub Bushing



25-40 HORSEPOWER

Non-Thru Hub Exhaust & Pin Drive

25 HP.....1951-1955	33 HP..... 1965-1970	40 HP..... 1960-1976
28 HP.....1962-1964	35 HP..... 1957-1959	40 HP**..... 1978-1985
30 HP.....1956		

Boat Description/Length	ALUMINUM PROPELLERS						Part #
	Dia.	Rot.	Pitch	Bld #	OEM Part #	Part #	
17'-19' - AL, SK	10-3/8	R	11-1/2	3		012023	
14'-16' - AL, SK	10-1/2	R	12	3		012024	

Rubber Hub Bushing



25-30 HORSEPOWER (4-STROKE) • 3" GEARCASE

Thru Hub Exhaust & 10 Tooth Spline • **MUST** use Gearcase Adapter Ring supplied with propeller.

25 HP 4-Stroke.....2004-2007	30 HP 4-Stroke..... 2004-2007
------------------------------	-------------------------------

Boat Description/Length	ALUMINUM PROPELLERS						Part #
	Dia.	Rot.	Pitch	Bld #	OEM Part #	Part #	
20' & Up - AL	10-1/2	R	9	3		992501	
17'-20' - AL	10-1/2	R	10	3		992502	
17'-20' - AL	10-1/2	R	11	3		992503	
15'-18' - AL	10-1/8	R	12	3		992504	
13'-15' - AL	10-1/8	R	13	3		992505	
Up to 15' - LL	10-1/8	R	14	3		992506	

Use XHS® Hub Kit

121

**MUST USE GEARCASE ADAPTER RING SUPPLIED WITH PROPELLER.**



STAINLESS STEEL PROPELLERS

Dia.	Rot.	Pitch	Bld #	OEM Part #	Part #
10-1/8	R	13	3		X 933013
10-1/8	R	15	3		X 933015

Use XHS® Hub Kit

121



Mfg. #	Order #	Retail
012109	<b>41028</b>	\$110.00
012011	<b>41022</b>	110.00
012013	<b>41026</b>	110.00
012021	<b>41046</b>	108.00
012015	<b>41032</b>	108.00
012016	<b>41036</b>	108.00



Mfg. #	Order #	Retail
012030	<b>41074</b>	\$ 108.00
012023	<b>41050</b>	129.00
012024	<b>41052</b>	129.00
992501	<b>40219</b>	75.00
992502	<b>40220</b>	75.00
992503	<b>40221</b>	75.00

Mfg. #	Order #	Retail
992504	<b>40222</b>	\$ 75.00
992505	<b>40223</b>	75.00
992506	<b>40224</b>	75.00
933013	<b>42120</b>	292.00
933015	<b>42122</b>	292.00
121	<b>40277</b>	37.00

15-35 HORSEPOWER • 3" GEARCASE

Thru Hub Exhaust & 14 Tooth Spline • **MUST** use Gearcase Adapter Ring supplied with propeller. • VORTEX® PROPELLER MAY INTERFERE WITH SKEG ON ANY MODEL

15 HP E-TEC®H.O.....	2011 & Newer	25 HP 2 & 3 Cyl.....	1984 & Newer	30 HP E-TEC®.....	2009 & Newer
20 HP 2 Cyl.....	1984-1997	25 HP E-TEC®.....	2009 & Newer	35 HP 2 Cyl.....	1979-1983
25 HP (Commercial).....	1993-2005	30 HP 2 Cyl.....	1984 & Newer	35 HP 3 Cyl.....	1997-2001

Boat Description/Length	ALUMINUM PROPELLERS						Use XHS® Hub Kit <b>118</b>	 <p>992504 Vortex® XHS® Aluminum Propeller</p> <p>991244 Gearcase Adapter Rings</p> 																																			
	Dia.	Rot.	Pitch	Bld #	OEM Part #	Part #																																					
17'-20' - AL, SK	10-1/2	R	9	3		992501	<div style="border: 1px solid black; padding: 5px;"> <p>ALUMINUM PROPELLERS</p> <table border="1"> <thead> <tr> <th>Dia.</th> <th>Rot.</th> <th>Pitch</th> <th>Bld #</th> <th>OEM Part #</th> <th>Part #</th> </tr> </thead> <tbody> <tr> <td>10-1/2</td> <td>R</td> <td>10</td> <td>3</td> <td></td> <td>992502</td> </tr> <tr> <td>10-1/2</td> <td>R</td> <td>11</td> <td>3</td> <td>765049</td> <td>992503</td> </tr> <tr> <td>10-1/8</td> <td>R</td> <td>12</td> <td>3</td> <td></td> <td>992504</td> </tr> <tr> <td>10-1/8</td> <td>R</td> <td>13</td> <td>3</td> <td>778863</td> <td>992505</td> </tr> <tr> <td>10-1/8</td> <td>R</td> <td>14</td> <td>3</td> <td></td> <td>992506</td> </tr> </tbody> </table> </div>	Dia.	Rot.	Pitch	Bld #	OEM Part #	Part #	10-1/2	R	10	3		992502	10-1/2	R	11	3	765049	992503	10-1/8	R	12	3		992504	10-1/8	R	13	3	778863	992505	10-1/8	R	14	3		992506
Dia.	Rot.	Pitch	Bld #	OEM Part #	Part #																																						
10-1/2	R	10	3		992502																																						
10-1/2	R	11	3	765049	992503																																						
10-1/8	R	12	3		992504																																						
10-1/8	R	13	3	778863	992505																																						
10-1/8	R	14	3		992506																																						
17'-20' - AL, SK	10-1/2	R	10	3		992502																																					
16'-18' - AL, SK	10-1/2	R	11	3	765049	992503																																					
16'-18' - AL, SK	10-1/8	R	12	3		992504																																					
15'-17' - AL, SK	10-1/8	R	13	3	778863	992505																																					
13'-15' - AL, SK	10-1/8	R	14	3		992506																																					

40-50 HORSEPOWER • JOHNSON • 3-1/4" GEARCASE

Thru Hub Exhaust & 13 Tooth Spline



40 HP 4-Stroke.....	1999-2005	50 HP 4-Stroke.....	1999-2005
---------------------	-----------	---------------------	-----------

Boat Description/Length	ALUMINUM PROPELLERS								Drop-In Hub Use XHS® Hub Kit <b>115</b>	STAINLESS STEEL PROPELLERS						Drop-In Hub Use XHS® Hub Kit <b>115</b>		
	3-BLADE				L.G. DIAMETER 3-BLADE					4-BLADE				Dia.	Rot.		Pitch	Bld #
	Dia.	Rot.	Pitch	Part #	Dia.	Rot.	Pitch	Part #	Dia.	Rot.	Pitch	Part #						
					11-1/2	R	8	992401										
					12-1/4	R	9	992601	11-1/2	R	9	992402						
					11-3/4	R	10	992602	11-1/2	R	10	992403						
	10-3/8	R	11	992404	11-5/8	R	11	992603	4-BLADE									
	10-3/8	R	12	992405	11-3/8	R	12	992604	10-5/8	R	12	941212	10-3/4	R	12	3	993405	
	10-3/8	R	13	992406	11-1/8	R	13	992605	10-3/8	R	13	941213	10-1/2	R	13	777021	993406	
	10-3/8	R	14	992407	11-1/4	R	14	992606	10-1/8	R	14	941214	10-3/8	R	14	777022	993407	
	10	R	15	992408					10-1/8	R	15	941215	10-1/8	R	15	777023	993408	
	10	R	16	992409														

Mfg. #	Order #	Retail	Mfg. #	Order #	Retail	Mfg. #	Order #	Retail
992501	40219	\$75.00	992407	40214	\$81.00	941212	40340	\$112.00
992502	40220	75.00	992408	40215	81.00	941213	40342	112.00
992503	40221	75.00	992409	40216	81.00	941214	40344	112.00
992504	40222	75.00	992601	40230	86.00	941215	40346	112.00
992505	40223	75.00	992602	40231	86.00	993405	42255	294.00
992506	40224	75.00	992603	40232	86.00	993406	42256	294.00
012057	41153	118.00	992604	40233	86.00	993407	42257	294.00
933013	42120	292.00	992605	40234	86.00	993408	42258	294.00
933015	42122	292.00	992606	40235	86.00	933213	42140	312.00
992404	40211	81.00	992401	40206	91.00	933215	42142	312.00
992405	40212	81.00	992402	40207	91.00	115	40271	37.00
992406	40213	81.00	992403	40208	91.00	118	40274	37.00

40-75 HORSEPOWER • SMALL (3-3/8") GEARCASE

Thru Hub Exhaust & 13 Tooth Spline



40 HP 2 Cyl.....1984-2005	55 HP.....1976-1979	75 HP 3 Cyl.....1975-1985
48 HP.....1987-1996	65 HP 2 Cyl.....1980-1985	Sprint/Formula E.....1986-1992
50 HP 2 Cyl.....1975-2005		

EVINRUDE / JOHNSON

ALUMINUM PROPELLERS								Drop-In Hub Use XHS® Hub Kit <b>111</b>					
3-BLADE				LG. DIAMETER 3-BLADE						4-BLADE			
Dia.	Rot.	Pitch	Part #	Dia.	Rot.	Pitch	Part #			Dia.	Rot.	Pitch	Part #
11-3/4	R	13	992301							11-1/2	R	8	992401
11-3/4	R	15	992302	12-1/2	R	13	992311	11-1/2	R	9	992402		
11-3/4	R	17	992303	12-1/4	R	15	992312	11-1/2	R	10	992403		

Boat Description/Length	ALUMINUM PROPELLERS						Rubber Hub Bushing	STAINLESS STEEL PROPELLERS						Drop-In Hub Use XHS® Hub Kit <b>111</b>
	Dia.	Rot.	Pitch	Bld #	OEM Part #	Part #		Dia.	Rot.	Pitch	Bld #	OEM Part #	Part #	
CR, HB	13	R	11	3	763488	012036								
14'-17' - AL, SK	12-1/4	R	15	3	778774	011027								
13'-15' - LL	11-3/4	R	17	3	763462	011028	12	R	17	3		933317		

40-75 HORSEPOWER • LARGE (4-1/4") GEARCASE

Thru Hub Exhaust & 13 Tooth Spline



40 HP E-TEC®.....2004 & Newer	55 HP 2 Cyl. Commercial.....1980 & Newer	65 HP Pontoon Series.....2014 & Newer
45 HP 2 Cyl. Commercial.....1986-1995	55 HP E-TEC®.....2009 & Newer	70 HP 3 Cyl. Pleasure.....1974 & Newer
50 HP E-TEC®.....2004 & Newer	60 HP 3 Cyl. Pleasure.....1970-1971; 1986-2001	70 HP 3 Cyl. Commercial.....1974-2001
50 HP 2 Cyl. Commercial.....1977-1979	60 HP E-TEC®.....2004 & Newer	70 HP 4-Stroke.....1998 & Newer
50 HP 2 Cyl. Pleasure.....1971-1974	60 HP 4-Stroke.....1998 & Newer	75 HP 3 Cyl. Pleasure.....1975-1984
50 HP 3 Cyl. Pleasure.....1994-1998	65 HP 3 Cyl. Pleasure.....1972-1973	75 HP E-TEC®.....2004 & Newer
55 HP 3 Cyl.....1968-1969	65 HP 3 Cyl. Commercial.....1984-2001	

3-BLADE ALUMINUM					4-BLADE ALUMINUM					Use XHS II® Hub Kit <b>206 / 210</b> Do NOT use Gearcase Adapter Ring supplied with propeller.	STAINLESS STEEL PROPELLERS						Use XHS II® Hub Kit <b>206 / 210</b> Do NOT use Gearcase Adapter Ring supplied with propeller.
Dia.	Rot.	Pitch	Bld #	Part #	Dia.	Rot.	Pitch	Bld #	Part #		Dia.	Rot.	Pitch	Bld #	OEM Part #	Part #	
14	R	11	3	992209	13-7/8	R	11	4	941411								
13-3/4	R	13	3	992212	13-7/8	R	13	4	941413		13-3/8	R	15	3	763950	993143	
13-1/2	R	15	3	992213	13-3/8	R	15	4	941415	13-1/4	R	17	3	763951	993144		
13-1/4	R	17	3	992214	13	R	17	4	941417	13-1/8	R	19	3	763952	993145		
13	R	19	3	992215	12-1/2	R	19	4	941419	13	R	21	3		993146		
13	R	21	3	992216													

Boat Description/Length	ALUMINUM PROPELLERS						Rubber Hub Bushing	STAINLESS STEEL PROPELLERS						Use XHS II® Hub Kit <b>206 / 210</b> Do NOT use Gearcase Adapter Ring supplied with propeller.
	Dia.	Rot.	Pitch	Bld #	OEM Part #	Part #		Dia.	Rot.	Pitch	Bld #	OEM Part #	Part #	
17'-19' - AL, SK							13-5/8	R	15	3		933415		
15'-17' - AL, SK	14	R	17	3	176214	* 011024	13-1/2	R	17	3		933417		
14'-16' - AL, SK	14	R	19	3	176215	* 011025	13-3/8	R	19	3		933419		
13'-15' - AL, SK							13-1/8	R	21	3		933421		

Note: For 60 HP & 70 HP 4-Stroke engine applications, 1998 & Newer, use XHS II® (Drop-In Hub) Kit # 210. For all other engine applications use XHS II® (Drop-In Hub) Kit # 206.

Mfg. #	Order #	Retail	Mfg. #	Order #	Retail	Mfg. #	Order #	Retail
992301	<b>40201</b>	\$83.00	992209	<b>40322</b>	\$117.00	993144	<b>42250</b>	\$373.00
992302	<b>40202</b>	83.00	992212	<b>40325</b>	117.00	993145	<b>42251</b>	373.00
992303	<b>40203</b>	83.00	992213	<b>40326</b>	117.00	993146	<b>42252</b>	373.00
992311	<b>40204</b>	88.00	992214	<b>40327</b>	117.00	011024	<b>41141</b>	169.00
992312	<b>40205</b>	88.00	992215	<b>40328</b>	117.00	011025	<b>41144</b>	169.00
992401	<b>40206</b>	91.00	992216	<b>40329</b>	117.00	933415	<b>42160</b>	396.00
992402	<b>40207</b>	91.00	941411	<b>40350</b>	129.00	933417	<b>42161</b>	396.00
992403	<b>40208</b>	91.00	941413	<b>40352</b>	129.00	933419	<b>42162</b>	396.00
012036	<b>41092</b>	141.00	941415	<b>40354</b>	129.00	933421	<b>42163</b>	396.00
011027	<b>41145</b>	141.00	941417	<b>40356</b>	129.00	111	<b>40267</b>	37.00
011028	<b>41136</b>	141.00	941419	<b>40358</b>	129.00	206	<b>40244</b>	50.00
933315	<b>42150</b>	325.00	993143	<b>42249</b>	373.00	210	<b>40249</b>	50.00
933317	<b>42152</b>	325.00						



85-140 HORSEPOWER • V-4 (4-1/4") GEARCASE

Thru Hub Exhaust & 13 Tooth Spline

85 HP..... 1969-1980; 1991-1995	100 HP..... 1979-1980; 1989-1993	120 HP..... 1986-1994
88 HP..... 1981-1996	110 HP..... 1986-1989	125 HP..... 1971-1972
90 HP..... 1981 & Newer	112 HP..... 1994-1996	130 HP E-TEC® (20" Shaft Length) . 2004-2010
90 HP E-TEC® (20" Shaft Length)..... 2004 & Newer	115 HP..... 1973 & Newer	135 HP..... 1973-1976
90 HP Pontoon Series ..... 2014 & Newer	115 HP E-TEC® (20" Shaft Length)..... 2004 & Newer	140 HP..... 1977-1994

EVINRUDE / JOHNSON

3-BLADE ALUMINUM					4-BLADE ALUMINUM					Drop-In Hub Use XHS II® Hub Kit <b>206</b> Do NOT use Gearcase Adapter Ring supplied with propeller.	STAINLESS STEEL PROPELLERS						Drop-In Hub Use XHS II® Hub Kit <b>206</b> Do NOT use Gearcase Adapter Ring supplied with propeller.
Dia.	Rot.	Pitch	Bld #	Part #	Dia.	Rot.	Pitch	Bld #	Part #		Dia.	Rot.	Pitch	Bld #	OEM Part #	Part #	
14	R	11	3	992209	13-7/8	R	11	4	941411								
13-3/4	R	13	3	992212	13-7/8	R	13	4	941413								
13-1/2	R	15	3	992213	13-3/8	R	15	4	941415	13-3/8	R	15	3	763950		993143	
13-1/4	R	17	3	992214	13	R	17	4	941417	13-1/4	R	17	3	763951		993144	
13	R	19	3	992215	12-1/2	R	19	4	941419	13-1/8	R	19	3	763952		993145	
13	R	21	3	992216						13	R	21	3			993146	

Boat Description/Length	ALUMINUM PROPELLERS						Rubber Hub Bushing	STAINLESS STEEL PROPELLERS						Drop-In Hub Use XHS II® Hub Kit <b>206</b> Do NOT use Gearcase Adapter Ring supplied with propeller.		
	Dia.	Rot.	Pitch	Bld #	OEM Part #	Part #		3-BLADE BALLISTIC XHS								
20'-24' - AL, SK							13-5/8	R	15	3	933415					
19'-22' - AL, SK	14	R	17	3	176214	011024	13-1/2	R	17	3	933417					
17'-19' - AL, SK	14	R	19	3	176215	011025	13-3/8	R	19	3	933419					
15'-18' - AL, SK							13-1/8	R	21	3	933421					

90, 115 & 140 HORSEPOWER • JOHNSON • 4-1/4" GEARCASE

Thru Hub Exhaust & 15 Tooth Spline



90 HP 4-Stroke..... 2002-2005	115 HP 4-Stroke ..... 2002-2005	140 HP 4-Stroke ..... 2002-2005
-------------------------------	---------------------------------	---------------------------------

3-BLADE ALUMINUM					4-BLADE ALUMINUM					Use XHS II® Hub Kit <b>225 / 226</b> USE Gearcase Adapter Ring supplied with propeller.	STAINLESS STEEL PROPELLERS						Use XHS II® Hub Kit <b>225 / 226</b> USE Gearcase Adapter Ring supplied with propeller.
Dia.	Rot.	Pitch	Bld #	Part #	Dia.	Rot.	Pitch	Bld #	Part #		Dia.	Rot.	Pitch	Bld #	OEM Part #	Part #	
14	R	11	3	992209	13-7/8	R	11	4	941411								
13-3/4	R	13	3	992212	13-7/8	R	13	4	941413								
13-1/2	R	15	3	992213	13-3/8	R	15	4	941415	13-3/8	R	15	3	763950		993143	
13-1/4	R	17	3	992214	13	R	17	4	941417	13-1/4	R	17	3	793951		993144	
13	R	19	3	992215	12-1/2	R	19	4	941419	13-1/8	R	19	3	763952		993145	
13	R	21	3	992216						13	R	21	3			993146	

Boat Description/Length	ALUMINUM PROPELLERS						Rubber Hub Bushing	STAINLESS STEEL PROPELLERS						Use XHS II® Hub Kit <b>225 / 226</b> USE Gearcase Adapter Ring supplied with propeller.		
	Dia.	Rot.	Pitch	Bld #	OEM Part #	Part #		3-BLADE BALLISTIC								
20'-24' - AL, SK	14	R	15	3	58100-90J41-019	061020	13-5/8	R	15	3	933415					
17'-19' - AL, SK	14	R	17	3	58100-90J01-019	061024	13-1/2	R	17	3	933417					
16'-18' - AL, SK	14	R	19	3	58100-90J11-019	061028	13-3/8	R	19	3	933419					
15'-18' - AL, SK	14	R	21	3	58100-90J21-019	061032	13-1/8	R	21	3	933421					

Note: For 90 HP & 115 HP 4-Stroke engine applications use XHS II® (Drop-In Hub) Kit # 225.  
For 140 HP 4-Stroke engine applications use XHS II® (Drop-In Hub) Kit # 226.

Mfg. #	Order #	Retail	Mfg. #	Order #	Retail	Mfg. #	Order #	Retail
992209	<b>40322</b>	\$117.00	941419	<b>40358</b>	\$129.00	933419	<b>42162</b>	\$ 396.00
992212	<b>40325</b>	117.00	993143	<b>42249</b>	373.00	933421	<b>42163</b>	396.00
992213	<b>40326</b>	117.00	993144	<b>42250</b>	373.00	061020	<b>41586</b>	149.00
992214	<b>40327</b>	117.00	993145	<b>42251</b>	373.00	061024	<b>41587</b>	149.00
992215	<b>40328</b>	117.00	993146	<b>42252</b>	373.00	061028	<b>41588</b>	149.00
992216	<b>40329</b>	117.00	011024	<b>41141</b>	169.00	061032	<b>41589</b>	149.00
941411	<b>40350</b>	129.00	011025	<b>41144</b>	169.00	206	<b>40244</b>	50.00
941413	<b>40352</b>	129.00	933415	<b>42160</b>	396.00	225	<b>40250</b>	50.00
941415	<b>40354</b>	129.00	933417	<b>42161</b>	396.00	226	<b>40252</b>	50.00
941417	<b>40356</b>	129.00						

200 & 225 HORSEPOWER • JOHNSON • 4-3/4" GEARCASE

Thru Hub Exhaust & 15 Tooth Spline • VORTEX® AND APOLLO® PROPELLER DIAMETERS ARE SLIGHTLY LESS THAN ORIGINAL EQUIPMENT PROPELLERS.



EVINRUDE / JOHNSON

200 HP 4-Stroke.....2004-2005					225 HP 4-Stroke..... 2004-2005					STD. 3-BLADE				LG. 3-BLADE				4-BLADE									
3-BLADE ALUMINUM					4-BLADE ALUMINUM					Drop-In Hub Use XHS II® Hub Kit <b>204</b>	Drop-In Hub				Use XHS II® Hub Kit				<b>204</b>								
Dia.	Rot.	Pitch	Bld #	Part #	Dia.	Rot.	Pitch	Bld #	Part #		Dia.	Rot.	Pitch	Part #	Dia.	Rot.	Pitch	Part #		Dia.	Rot.	Pitch	Part #				
16	R	13	3	992001							14-3/8	R	15	993042													
15-1/4	R	15	3	992002																							
16	R	16	3	931516							14-1/4	R	17	993043	15-1/2	R	17	993023		14-5/8	R	16	993203				
15	R	17	3	992003	15	R	16	4	992202		14-1/8	R	19	993044	15-1/4	R	19	993024		14-3/8	R	18	993204				
14-1/2	R	19	3	992004	14-1/2	R	18	4	992203		14	R	21	993045	14-3/4	R	21	993025		14-1/8	R	20	993205				
14-1/4	R	21	3	992005	14	R	20	4	992204		13-7/8	R	23	993046	14-5/8	R	23	993026		14	R	22	993206				
14	R	23	3	992006						STAINLESS STEEL BALLISTIC PROPELLERS												Drop-In Hub Use XHS II® Hub Kit <b>204</b>					
										Dia.	Rot.	Pitch	Bld #	Part #													
										14-7/8	R	15	3	933515													
										14-3/4	R	17	3	933517													
										14-1/2	R	19	3	933519													
										14-3/8	R	21	3	933521													
										14-1/4	R	23	3	933523													

200-300 HORSEPOWER • EVINRUDE® E-TEC® G2® GEARCASE

Thru Hub Exhaust & 15 Tooth Spline



200 HP H.O. G2.....2014 & Newer					225 HP H.O. G2.....2014 & Newer					250 HP H.O. G2.....2014 & Newer				300 HP G2.....2014 & Newer													
3-BLADE ALUMINUM					4-BLADE ALUMINUM					Drop-In Hub Use XHS II® Hub Kit <b>228</b>	Drop-In Hub				Use XHS II® Hub Kit				<b>228</b>								
Dia.	Rot.	Pitch	Bld #	Part #	Dia.	Rot.	Pitch	Bld #	Part #		Dia.	Rot.	Pitch	Part #	Dia.	Rot.	Pitch	Part #		Dia.	Rot.	Pitch	Part #				
16	R	13	3	992001							14-3/8	R	15	993042													
15-1/4	R	15	3	992002																							
16	R	16	3	931516							14-1/4	R	17	993043	15-1/2	R	17	993023		14-5/8	R	16	993203				
15	R	17	3	992003	15	R	16	4	992202		14-1/8	R	19	993044	15-1/4	R	19	993024		14-3/8	R	18	993204				
14-1/2	R	19	3	992004	14-1/2	R	18	4	992203		14	R	21	993045	14-3/4	R	21	993025		14-1/8	R	20	993205				
14-1/4	R	21	3	992005	14	R	20	4	992204		13-7/8	R	23	993046	14-5/8	R	23	993026		14	R	22	993206				
14	R	23	3	992006						STAINLESS STEEL BALLISTIC PROPELLERS												Drop-In Hub Use XHS II® Hub Kit <b>228</b>					
										Dia.	Rot.	Pitch	Bld #	Part #													
										14-7/8	R	15	3	933515													
										14-3/4	R	17	3	933517													
										14-1/2	R	19	3	933519													
										14-3/8	R	21	3	933521													
										14-1/4	R	23	3	933523													

Mfg. #	Order #	Retail	Mfg. #	Order #	Retail	Mfg. #	Order #	Retail	Mfg. #	Order #	Retail
992001	40260	\$127.00	992203	40258	\$145.00	993024	42232	\$418.00	933517	42172	\$426.00
992002	40261	127.00	992204	40259	145.00	993025	42233	418.00	933519	42173	426.00
992003	40262	127.00	993042	42236	401.00	993026	42234	418.00	933521	42174	426.00
992004	40263	127.00	993043	42237	401.00	993203	42243	427.00	933523	42175	426.00
992005	40264	127.00	993044	42238	401.00	993204	42244	427.00	011016	41177	171.00
992006	40265	127.00	993045	42239	401.00	993205	42245	427.00	200	40238	50.00
992202	40257	145.00	993046	42240	401.00	993206	42246	427.00	201	40239	50.00
			993023	42231	418.00	933515	42171	426.00	204	40242	50.00

90-300 HORSEPOWER • V-6 (4-3/4") GEARCASE (Includes E-TEC® & E-TEC® H.O. 25" Shaft Length)  
Thru Hub Exhaust & 15 Tooth Splines

90 HP.....1995 & Newer	135 HP.....2014 & Newer	225 HP (Includes E-TEC®).....1986 & Newer
90 HP E-TEC® (25" Shaft Length) ....2004 & Newer	140 (25") HP ..... 1989-1994	235 HP ..... 1978-1985
100 HP Commercial.....1984 & Newer	150 HP Commercial .....1995 & Newer	250 HP (Includes E-TEC®).....1991 & Newer
115 HP.....1995 & Newer	150 HP (Includes E-TEC®).....1978 & Newer	275 HP ..... 1986-1988
115 HP E-TEC® (25" Shaft Length)...2004 & Newer	150 HP Pontoon Series.....2014 & Newer	<b>300 HP..... 1988-1995; 09 &amp; Newer</b>
115 HP Pontoon Series.....2014 & Newer	155 HP Commercial .....1978 & Newer	2.6 Liter ..... 1984-1985
120-140 HP .....1985	175 HP (Includes E-TEC®).....1977 & Newer	3.6 Liter ..... 1986-1987
130 HP.....1995-1996	185 HP.....1984-1985	<i>*For engines 300 HP or higher, use "High Horsepower Sleeve" (P/N 991372). See Page 43 for more details.</i>
130 HP E-TEC® (25" Shaft Length) .....2009-2010	200 HP.....1976 & Newer	

3-BLADE ALUMINUM					4-BLADE ALUMINUM					Drop-In Hub Use XHS II® Hub Kit <b>200 / 201</b>	STD. 3-BLADE				LG. 3-BLADE				4-BLADE				Drop-In Hub Use XHS II® Hub Kit <b>200 / 201</b>		
Dia.	Rot.	Pitch	Bld #	Part #	Dia.	Rot.	Pitch	Bld #	Part #		Dia.	Rot.	Pitch	Part #	Dia.	Rot.	Pitch	Part #	Dia.	Rot.	Pitch	Part #			
16	R	13	3	992001																					
15-1/4	R	15	3	992002						14-3/8	R	15	993042												
16	R	16	3	931516																					
15	R	17	3	992003	15	R	16	4	992202	14-1/4	R	17	993043	15-1/2	R	17	993023	14-5/8	R	16	993203				
14-1/2	R	19	3	992004	14-1/2	R	18	4	992203	14-1/8	R	19	993044	15-1/4	R	19	993024	14-3/8	R	18	993204				
14-1/4	R	21	3	992005	14	R	20	4	992204	14	R	21	993045	14-3/4	R	21	993025	14-1/8	R	20	993205				
14	R	23	3	992006						13-7/8	R	23	993046	14-5/8	R	23	993026	14	R	22	993206				

Boat Description/Length	ALUMINUM PROPELLERS						Rubber Hub Bushing	STAINLESS STEEL BALLISTIC PROPELLERS						Drop-In Hub Use XHS II® Hub Kit <b>200 / 201</b>						
	Dia.	Rot.	Pitch	Bld #	OEM Part #	Part #		Dia.	Rot.	Pitch	Bld #	Part #								
CR, HB	15-1/2	R	13	3	763453	011016						14-7/8	R	15	3	933515				
20'-26' - AL, SK												14-3/4	R	17	3	933517				
18'-22' - AL, SK												14-1/2	R	19	3	933519				
17'-19' - AL, SK												14-3/8	R	21	3	933521				
15'-18' - AL, SK												14-1/4	R	23	3	933523				

Note: For engine applications 1976-1990 use XHS II® (Drop-In Hub) Kit #201.  
For engine applications 1991 & Newer use XHS II® (Drop-In Hub) Kit #200.



Mfg. #	Order #	Retail	Mfg. #	Order #	Retail	Mfg. #	Order #	Retail	Mfg. #	Order #	Retail
992001	40260	\$127.00	992203	40258	\$145.00	993024	42232	\$418.00	933517	42172	\$426.00
992002	40261	127.00	992204	40259	145.00	993025	42233	418.00	933519	42173	426.00
992003	40262	127.00	993042	42236	401.00	993026	42234	418.00	933521	42174	426.00
992004	40263	127.00	993043	42237	401.00	993203	42243	427.00	933523	42175	426.00
992005	40264	127.00	993044	42238	401.00	993204	42244	427.00	011016	41177	171.00
992006	40265	127.00	993045	42239	401.00	993205	42245	427.00	200	40238	50.00
992202	40257	145.00	993046	42240	401.00	993206	42246	427.00	201	40239	50.00
			993023	42231	418.00	933515	42171	426.00			



**5 HORSEPOWER**

5HP.....1975-1977

Boat Description/Length	MICHIGAN MATCH ALUMINUM PROPELLERS						Rubber Hub Bushing
	Dia.	Rot.	Pitch	Bld#	OEM Part No.	Part No.	
Std. Replacement	7-1/2	L	5-1/2	2		152014	

**6-10 HORSEPOWER**

Non-Thru Hub Exhaust & 14 Tooth / Pin Drive

6 & 10 HP Sailor.....1976-1977 Sailor 180..... 1979-1984 Sailor 280.....1979  
 Sailor 150..... 1978 Sailor 250..... 1979-1984

Boat Description/Length	ALUMINUM PROPELLERS						Rubber Hub Bushing
	Dia.	Rot.	Pitch	Bld #	OEM Part #	Part #	
SB	10-3/8	R	10	3	FP-278	072014	

**9.9-15 HORSEPOWER**

Thru Hub Exhaust & 8 Tooth Spline


9.9 HP.....1996-1998 15 HP..... 1996-1998

Boat Description/Length	ALUMINUM PROPELLERS						Rubber Hub Bushing
	Dia.	Rot.	Pitch	Bld #	OEM Part #	Part #	
14'-18' - AL	9	R	9	3	48-828156A12	032052	
14'-16' - AL	9	R	10-1/2	3	48-828158A12	032050	

**25 HORSEPOWER • 3" GEARCASE**

Thru Hub Exhaust & 10 Tooth Spline • **MUST** use Gearcase Adapter Ring supplied with propeller.

25 HP 3 Cyl.....1995-1998

Boat Description/Length	ALUMINUM PROPELLERS						Drop-In Hub Use XHS® Hub Kit <b>120</b>	 <p>992504 Vortex® XHS® Aluminum Propeller</p> <p>991244 Gearcase Adapter Rings</p>	Use XHS® Hub Kit <b>120</b>
	Dia.	Rot.	Pitch	Bld #	OEM Part #	Part #			
	10-1/2	R	9	3		992501			
	10-1/2	R	10	3		992502			
15'-19' - AL	10-1/2	R	11	3	48-19638A40	992503			
15'-17' - AL	10-1/8	R	12	3		992504			
13'-17' - LL	10-1/8	R	13	3	48-19640A40	992505			
Up to 14' - LL	10-1/8	R	14	3		992506			
	STAINLESS STEEL PROPELLERS								
	Dia.	Rot.	Pitch	Bld #	OEM Part #	Part #			
13'-17'	10-1/8	R	13	3		X 933013			
Up to 14'	10-1/8	R	15	3		X 933015			

X May interfere with trim tab.

**20-60 HORSEPOWER**

Non-Thru Hub Exhaust & 14 Tooth / Pin Drive • Will fit Sailor 6-10 HP engines, as required for RPM

20-25 HP.....1979-1981 40 HP..... 1992-1994 55 HP vv..... 1966-1983  
 30 HP.....1966-1976 45 HP..... 1966-1984 60 HP vv..... 1966-1975  
 35 HP.....1966-1991 50 HP..... 1982-1994

Boat Description/Length	ALUMINUM PROPELLERS						Rubber Hub Bushing
	Dia.	Rot.	Pitch	Bld #	OEM Part #	Part #	
CR, HB, SB	10-3/8	R	10	3	48-819337A40	072014	
17'-19' - AL, SK	10-3/8	R	11-1/2	3	48-819336A40	072131	

Mfg. #	Order #	Retail	Mfg. #	Order #	Retail	Mfg. #	Order #	Retail
152014	<b>40856</b>	\$87.99	992502	<b>40220</b>	\$ 75.00	933013	<b>42120</b>	\$292.00
072014	<b>40706</b>	173.00	992503	<b>40221</b>	75.00	933015	<b>42122</b>	292.00
032052	<b>41368</b>	105.00	992504	<b>40222</b>	75.00	072131	<b>41610</b>	173.00
032050	<b>41366</b>	105.00	992505	<b>40223</b>	75.00	120	<b>40276</b>	37.00
992501	<b>40219</b>	75.00	992506	<b>40224</b>	75.00			

FORCE / CHRYSLER / U.S. MARINE



**40-75 HORSEPOWER • 3-1/4" GEARCASE**

Thru Hub Exhaust & 13 Tooth Spline



40 HP.....1995-1998	70 HP.....1991-1995	75 HP.....1996-1998
50 HP.....1995-1998		

ALUMINUM PROPELLERS										STAINLESS STEEL PROPELLERS									
3-BLADE				L.G. DIAMETER 3-BLADE				4-BLADE				STAINLESS STEEL PROPELLERS							
Dia.	Rot.	Pitch	Part #	Dia.	Rot.	Pitch	Part #	Dia.	Rot.	Pitch	Part #	Dia.	Rot.	Pitch	Bld #	OEM Part #	Part #		
								11-1/2	R	8	992401								
				12-1/4	R	9	992601	11-1/2	R	9	992402								
				11-3/4	R	10	992602	11-1/2	R	10	992403								
10-3/8	R	11	992404	11-5/8	R	11	992603	4-BLADE											
10-3/8	R	12	992405	11-3/8	R	12	992604	10-5/8	R	12	941212	10-3/4	R	12	3		993405		
10-3/8	R	13	992406	11-1/8	R	13	992605	10-3/8	R	13	941213	10-1/2	R	13	3		993406		
10-3/8	R	14	992407	11-1/4	R	14	992606	10-1/8	R	14	941214	10-3/8	R	14	3		993407		
10	R	15	992408					10-1/8	R	15	941215	10-1/8	R	15	3		993408		
10	R	16	992409																
ALUMINUM PROPELLERS										STAINLESS STEEL PROPELLERS									
Boat Description/Length		Dia.	Rot.	Pitch	Bld #	OEM Part #	Part #	Dia.	Rot.	Pitch	Bld #	OEM Part #	Part #						
19' & Up		12-1/2	R	8	3	48-42738A10	032141												
16'-18' - AL, SK		12	R	10-1/2	3	48-42740A10	032142												
14'-17' - AL, SK								10-5/8	R	12	3	48-797925A5	033001						
13'-15' - LL								10-1/8	R	13	3		933213						
Up to 15'		10	R	17	3	48-73144A40	031020	10-1/8	R	15	3		933215						

Drop-In Hub  
Use XHS® Hub Kit  
**114**

Drop-In Hub  
Use XHS® Hub Kit  
**114**

Rubber Hub Bushing

Drop-In Hub  
Use XHS® Hub Kit  
**114**

FORCE / CHRYSLER / U.S. MARINE

**80 HORSEPOWER**

80 HP.....1961-65



Boat Description/Length	MICHIGAN MATCH ALUMINUM PROPELLERS							Rubber Hub Bushing
	Dia.	Rot.	Pitch	Bld#	OEM Part No.	Part No.		
16-17' - AL, SK	12-1/8	R	14	3	FP-84	012033		

**75-140 HORSEPOWER • SINGLE EXHAUST UNITS v (SEE BELOW)**

Non-Thru Hub Exhaust & 15 Tooth Spline



75 HP Std. & Charger .....1980-1984	105 HP..... 1977-1978; 1982	135 HP.....1977
85 HP Std. & Charger .....1978-1989	115 HP Std. & Charger..... 1978-1984	140 HP..... 1978-1984
90 HP.....1983-1984	120 HP.....1977	
100 HP.....1979-1984	125 HP..... 1977; 1982; 1985-1989	

Boat Description/Length	ALUMINUM PROPELLERS							Rubber Hub Bushing
	Dia.	Rot.	Pitch	Bld #	OEM Part #	Part #		
16'-17' - AL, SK	13-1/8	R	15	3	FPS519	072055		
14'-16' - AL, SK	13-1/4	R	17	3	FPS623	072107		
14'-16' - LL	13	R	19	3	FPS625	072108		
14-16' - LL	13	R	19	3 SS	FP540	073004		

Mfg. #	Order #	Retail	Mfg. #	Order #	Retail	Mfg. #	Order #	Retail
992404	40211	\$81.00	992605	40234	\$86.00	033001	42099	\$325.99
992405	40212	81.00	992606	40235	86.00	032142	40303	154.00
992406	40213	81.00	992401	40206	91.00	031020	41418	157.00
992407	40214	81.00	992402	40207	91.00	933213	42140	312.00
992408	40215	81.00	992403	40208	91.00	933215	42142	312.00
992409	40216	81.00	993405	42255	294.00	012033	41080	174.99
992601	40230	86.00	993406	42256	294.00	072055	41620	229.00
992602	40231	86.00	993407	42257	294.00	072107	42041	229.00
992603	40232	86.00	993408	42258	294.00	072108	42043	229.00
992604	40233	86.00	032141	40302	154.00	073004	42096	467.99
						114	40270	37.00

85-150 HORSEPOWER • DUAL EXHAUST UNITS • 4-1/4" GEARCASE (SEE BELOW)  
Thru Hub Exhaust & 15 Tooth Splines



85 HP.....1988-1989	120 HP.....1990-1994	150 HP.....1989-1994
90 HP.....1990-1994	120 HP L-Drive.....1989-1991	150 HP L-Drive.....1991
90 HP L-Drive.....1989-1991	125 HP.....1988-1989	

3-BLADE ALUMINUM					4-BLADE ALUMINUM				
Dia.	Rot.	Pitch	Bld #	Part #	Dia.	Rot.	Pitch	Bld #	Part #
14	R	11	3	992209	13-7/8	R	11	4	941411
13-3/4	R	13	3	992212	13-7/8	R	13	4	941413
13-1/2	R	15	3	992213	13-3/8	R	15	4	941415
13-1/4	R	17	3	992214	13	R	17	4	941417
13	R	19	3	992215	12-1/2	R	19	4	941419
13	R	21	3	992216					

Use XHS II® Hub Kit  
**202**  
Do NOT use Gearcase Adapter Ring supplied with propeller.



Vortex® XHS® Aluminum Propeller

Boat Description/Length	ALUMINUM PROPELLERS					
	Dia.	Rot.	Pitch	Bld #	OEM Part #	Part #
17'-22' - AL, SK	13-1/2	R	15	3	48-FP669-1	* 071035
16'-20' - AL, SK	13-1/2	R	17	3	48-FP685-1	* 071036

Rubber Hub Bushing

FORCE / CHRYSLER / US MARINE

75-150 HORSEPOWER • USING MERCURY 4-1/4" GEARCASE (SEE BELOW)  
Thru Hub Exhaust & 15 Tooth Splines



75 HP A.....1999	120 HP A.....1995 & Newer	150 HP.....1989-1994
90 HP A.....1995 & Newer	120 HP L-Drive.....1990-1991	150 HP L-Drive.....1991
90 HP L-Drive.....1990-1991		

3-BLADE ALUMINUM					4-BLADE ALUMINUM				
Dia.	Rot.	Pitch	Bld #	Part #	Dia.	Rot.	Pitch	Bld #	Part #
14	R	11	3	992209	13-7/8	R	11	4	941411
13-3/4	R	13	3	992212	13-7/8	R	13	4	941413
13-1/2	R	15	3	992213	13-3/8	R	15	4	941415
13-1/4	R	17	3	992214	13	R	17	4	941417
13	R	19	3	992215	12-1/2	R	19	4	941419
13	R	21	3	992216					

Drop-In Hub  
Use XHS II® Hub Kit  
**202**  
USE Gearcase Adapter Ring supplied with propeller.

STAINLESS STEEL PROPELLERS						Drop-In Hub
Dia.	Rot.	Pitch	Bld #	OEM Part #	Part #	
						Use XHS II® Hub Kit <b>202</b>
13-3/8	R	15	3		993143	USE Gearcase Adapter Ring supplied with propeller.
13-1/4	R	17	3		993144	
13-1/8	R	19	3		993145	
13	R	21	3		993146	

Boat Description/Length	ALUMINUM PROPELLERS					
	Dia.	Rot.	Pitch	Bld #	OEM Part #	Part #
25' & Up - AL	14	R	11	3	48-77338A45	031154
22' & Up	13-3/4	R	13	3	48-77340A45	031155
19'-24' - AL, SK						
17'-20' - AL, SK						
16'-19' - AL, SK						
15'-18' - AL, SK	13	R	21	3	48-77348A45	031144

Rubber Hub Bushing

STAINLESS STEEL PROPELLERS										Drop-In Hub
3-BLADE BALLISTIC					3-BLADE BALLISTIC XL					
Dia.	Rot.	Pitch	Bld #	Part #	Dia.	Rot.	Pitch	Bld #	Part #	
										Use XHS II® Hub Kit <b>202</b> USE Gearcase Adapter Ring supplied with propeller.
13-5/8	R	15	3	933415						
13-1/2	R	17	3	933417						
13-3/8	R	19	3	933419						
13-1/8	R	21	3	933421						

Mfg. #	Order #	Retail	Mfg. #	Order #	Retail	Mfg. #	Order #	Retail
992209	40322	\$117.00	941415	40354	\$ 129.00	993146	42252	\$373.00
992212	40325	117.00	941417	40356	129.00	031154	41401	166.00
992213	40326	117.00	941419	40358	129.00	031155	41402	166.00
992214	40327	117.00	071035	40475	233.00	031144	41400	166.00
992215	40328	117.00	071036	40476	233.00	933415	42160	396.00
992216	40329	117.00	993143	42249	373.00	933417	42161	396.00
941411	40350	129.00	993144	42250	373.00	933419	42162	396.00
941413	40352	129.00	993145	42251	373.00	933421	42163	396.00
						202	40240	50.00



7.5-10 HORSEPOWER

Non-Thru Hub Exhaust & Pin Drive

BF 7.5.....1978-1987      BF 8..... 1987-1999      BF 100 (10 HP) .....All Years

Boat Description/Length	ALUMINUM PROPELLERS						Part #	Rubber Hub Bushing
	Dia.	Rot.	Pitch	Bld #	OEM Part #	Part #		
14'-16' - LL	9	R	9	3	58130-881-840ZA	012109		
12'-14' - LL	9	R	10	3		012011		
12'-14' - LL	9-1/4	R	11	3		012013		

8-20 HORSEPOWER • 2-1/2" GEARCASE

Thru Hub Exhaust & 8 Tooth Spline



BF 8 TH .....2000 & Newer      BF 15..... 1991 & Newer      BF 20 .....2003 & Newer  
BF 9.9..... 1988 & Newer


Boat Description/Length	ALUMINUM PROPELLERS						Part #	Rubber Hub Bushing
	Dia.	Rot.	Pitch	Bld #	OEM Part #	Part #		
13'-17' - AL	9-1/4	R	8	3	58130-ZV4-008AH	102003		
12'-15' - AL	9-1/4	R	9	3	58130-ZV4-009AH	102004		
12'-15' - LL	9-1/4	R	10-1/2	3	58130-ZV4-010AH	102005		

25-30 HORSEPOWER • 3" GEARCASE

Thru Hub Exhaust & 10 Tooth Spline • **MUST** use Gearcase Adapter Ring supplied with propeller.



BF 25..... 1994 & Newer      BF 30..... 1995 & Newer

Boat Description/Length	ALUMINUM PROPELLERS						Part #	Use XHS® Hub Kit <b>119</b> MUST USE GEARCASE ADAPTER RING SUPPLIED WITH PROPELLER.	 992504 Vortex® XHS® Aluminum Propeller	991244 Gearcase Adapter Rings		
	Dia.	Rot.	Pitch	Bld #	OEM Part #	Part #						
20' & Up	10-1/2	R	9	3		992501						
20' & Up	10-1/2	R	10	3		992502						
17'-20' - AL	10-1/2	R	11	3	48-19638A40	992503						
15'-18' - AL	10-1/8	R	12	3		992504						
13'-15' - LL	10-1/8	R	13	3	48-19640A40	992505						
13'-15' - LL	10-1/8	R	14	3		992506						
Boat Description/Length	STAINLESS STEEL PROPELLERS						Part #	Use XHS® Hub Kit <b>119</b>				
	Dia.	Rot.	Pitch	Bld #	OEM Part #	Part #						
13'-15' - LL	10-1/8	R	13	3		X 933013						
13'-15' - LL	10-1/8	R	15	3		X 933015						

X May interfere with trim tab.

Mfg. #	Order #	Retail	Mfg. #	Order #	Retail	Mfg. #	Order #	Retail
012109	<b>41028</b>	\$110.00	102005	<b>41849</b>	\$124.00	992505	<b>40223</b>	\$75.00
012011	<b>41022</b>	110.00	992501	<b>40219</b>	75.00	992506	<b>40224</b>	75.00
012013	<b>41026</b>	110.00	992502	<b>40220</b>	75.00	933013	<b>42120</b>	292.00
102003	<b>41847</b>	124.00	992503	<b>40221</b>	75.00	933015	<b>42122</b>	292.00
102004	<b>41848</b>	124.00	992504	<b>40222</b>	75.00	119	<b>40275</b>	37.00





35-60 HORSEPOWER • 3-1/4" GEARCASE

Thru Hub Exhaust & 13 Tooth Spline

BF 35.....1991-1994      BF 45..... 1991-1994      BF 60.....2010 & Newer  
 BF 40..... 1995 & Newer      BF50/50A..... 1995 & Newer

ALUMINUM PROPELLERS								STAINLESS STEEL PROPELLERS										
3-BLADE				LG. DIAMETER 3-BLADE				4-BLADE										
Dia.	Rot.	Pitch	Part #	Dia.	Rot.	Pitch	Part #	Dia.	Rot.	Pitch	Part #	Dia.	Rot.	Pitch	Bld #	OEM Part #	Part #	
								11-1/2	R	8	992401							
				12-1/4	R	9	992601	11-1/2	R	9	992402							
				11-3/4	R	10	992602	11-1/2	R	10	992403							
10-3/8	R	11	992404	11-5/8	R	11	992603	4-BLADE										
10-3/8	R	12	992405	11-3/8	R	12	992604	10-5/8	R	12	941212	10-3/4	R	12	3	59133-ZV5-012AH	993405	
10-3/8	R	13	992406	11-1/8	R	13	992605	10-3/8	R	13	941213	10-1/2	R	13	3	59133-ZV5-013AH	993406	
10-3/8	R	14	992407	11-1/4	R	14	992606	10-1/8	R	14	941214	10-3/8	R	14	3	59133-ZV5-014AH	993407	
10	R	15	992408					10-1/8	R	15	941215	10-1/8	R	15	3	59133-ZV5-015AH	993408	
10	R	16	992409															
Boat Description/Length								STAINLESS STEEL PROPELLERS										
15'-17' - AL, SK								Dia.	Rot.	Pitch	Bld #	OEM Part #	Part #					
13'-15' - AL, SK								10-1/8	R	13	3		933213					
								10-1/8	R	15	3		933215					

Drop-In Hub  
Use XHS® Hub Kit  
**113**

Drop-In Hub  
Use XHS® Hub Kit  
**113**

Use XHS® Hub Kit  
**113**

HONDA

Mfg. #	Order #	Retail	Mfg. #	Order #	Retail	Mfg. #	Order #	Retail
992404	<b>40211</b>	\$81.00	992602	<b>40231</b>	\$86.00	992403	<b>40208</b>	\$91.00
992405	<b>40212</b>	81.00	992603	<b>40232</b>	86.00	993405	<b>42255</b>	294.00
992406	<b>40213</b>	81.00	992604	<b>40233</b>	86.00	993406	<b>42256</b>	294.00
992407	<b>40214</b>	81.00	992605	<b>40234</b>	86.00	993407	<b>42257</b>	294.00
992408	<b>40215</b>	81.00	992606	<b>40235</b>	86.00	993408	<b>42258</b>	294.00
992409	<b>40216</b>	81.00	992401	<b>40206</b>	91.00	933213	<b>42140</b>	312.00
992601	<b>40230</b>	86.00	992402	<b>40207</b>	91.00	933215	<b>42142</b>	312.00
						113	<b>40269</b>	37.00



60-130 HORSEPOWER • 4-1/4" GEARCASE

Thru Hub Exhaust & 15 Tooth Spline



BFP 60.....2010 & Newer	BF 90.....1995 & Newer	BF 130.....1998-2004
BF 75.....1995 & Newer	BF 115.....1998-2010	

3-BLADE ALUMINUM					4-BLADE ALUMINUM					Use XHS II® Hub Kit 202 / 207  USE Gearcase Adapter Ring supplied with propeller.	STAINLESS STEEL PROPELLERS						Use XHS II® Hub Kit 202 / 207  USE Gearcase Adapter Ring supplied with propeller.
Dia.	Rot.	Pitch	Bld #	Part #	Dia.	Rot.	Pitch	Bld #	Part #		Dia.	Rot.	Pitch	Bld #	OEM Part #	Part #	
14	R	11	3	992209	13-7/8	R	11	4	941411								
13-3/4	R	13	3	992212	13-7/8	R	13	4	941413								
13-1/2	R	15	3	992213	13-3/8	R	15	4	941415	13-3/8	R	15	3	58133-ZW1-A15P		993143	
13-1/4	R	17	3	992214	13	R	17	4	941417	13-1/4	R	17	3			993144	
13	R	19	3	992215	12-1/2	R	19	4	941419	13-1/8	R	19	3			993145	
13	R	21	3	992216						13	R	21	3			993146	

Boat Description/Length	ALUMINUM PROPELLERS						Use XHS II® Hub Kit 202 / 207  USE Gearcase Adapter Ring supplied with propeller.
	Dia.	Rot.	Pitch	Bld #	OEM Part #	Part #	
25' & Up - AL	14	R	11	3	58130-ZW1-011AH	031154	
22' & Up	14	R	13	3	58130-ZW1-013AH	031155	
19'-24' - AL, SK							
17'-20' - AL, SK							
16'-19' - AL, SK							
15'-18' - AL, SK	13	R	21	3	58130-ZW1-021AH	031144	

Note: For BF 75 & BF 90 HP 1995-1998 engine applications use XHS II® (Drop-In Hub) Kit #202.  
 For BF 75 & BF 90 HP 1999 & Newer engine applications use XHS II® (Drop-In Hub) Kit #207.  
 For BFP 60, BF 115 & BF 130 HP 1998 & Newer engine applications use XHS II® (Drop-In Hub) Kit #207.

HONDA

135-225 HORSEPOWER • 4-3/4" GEARCASE

Thru Hub Exhaust & 15 Tooth Spline



BF 135.....2004 & Newer	BF 200.....2002 & Newer	BF 225.....2002 & Newer
BF 150.....2004 & Newer		

Boat Description/Length	ALUMINUM PROPELLERS						Rubber Hub Bushing
	Dia.	Rot.	Pitch	Bld#	OEM Part No.	Part No.	
Up to 18'	13-3/8	R	25	3	AL	□ 031067	

Mfg. #	Order #	Retail	Mfg. #	Order #	Retail	Mfg. #	Order #	Retail
992209	40322	\$117.00	941415	40354	\$129.00	031155	41402	\$166.00
992212	40325	117.00	941417	40356	129.00	031144	41400	166.00
992213	40326	117.00	941419	40358	129.00	933415	42160	396.00
992214	40327	117.00	993143	42249	373.00	933417	42161	396.00
992215	40328	117.00	993144	42250	373.00	933419	42162	396.00
992216	40329	117.00	993145	42251	373.00	031067	41327	175.00
941411	40350	129.00	993146	42252	373.00	202	40240	50.00
941413	40352	129.00	031154	41401	166.00	207	40245	50.00

115-250 HORSEPOWER • 4-3/4" GEARCASE

Thru Hub Exhaust & 15 Tooth Spline



BF 115.....2011 & Newer	BF 150.....2004 & Newer	BF 225.....2002 & Newer
BF 135.....2004 & Newer	BF 200.....2002 & Newer	BF 250.....2012 & Newer

HONDA

3-BLADE ALUMINUM					4-BLADE ALUMINUM					Drop-In Hub Use XHS II® Hub Kit 207	STD. 3-BLADE				LG DIAMETER 3-BLADE				4-BLADE				Drop-In Hub Use XHS II® Hub Kit 207						
Dia.	Rot.	Pitch	Bld #	Part #	Dia.	Rot.	Pitch	Bld #	Part #		Dia.	Rot.	Pitch	Part #	Dia.	Rot.	Pitch	Part #	Dia.	Rot.	Pitch	Part #							
16	R	13	3	992001						14-3/8	R	15	993042																
15-1/4	R	15	3	992002																									
16	R	16	3	931516																									
15	R	17	3	992003	15	R	16	4	992202	14-1/4	R	17	993043	15-1/2	R	17	993023	14-5/8	R	16	993203								
14-1/2	R	19	3	992004	14-1/2	R	18	4	992203	14-1/8	R	19	993044	15-1/4	R	19	993024	14-3/8	R	18	993204								
14-1/4	R	21	3	992005	14	R	20	4	992204	14	R	21	993045	14-3/4	R	21	993025	14-1/8	R	20	993205								
14	R	23	3	992006						13-7/8	R	23	993046	14-5/8	R	23	993026	14	R	22	993206								
STAINLESS STEEL PROPELLERS																													
3-BLADE BALLISTIC																													
Boat Description/Length										Drop-In Hub Use XHS II® Hub Kit 207																			
21'-24' - AL										14-7/8				R				15				3				933515			
19'-23' - AL, SK										14-3/4				R				17				3				933517			
18'-22' - AL, SK										14-1/2				R				19				3				933519			
18'-20' - AL, SK										14-3/8				R				21				3				933521			
17'-20' - AL, SK										14-1/4				R				23				3				933523			

MERCURY®, MARINER®, SEA RAY

OUTBOARDS

4-10 HORSEPOWER

Thru Hub Exhaust & 8 Tooth Spline



4 HP (Model 40).....1973-1975	7.5 HP (Model 75 / Model 7.5)..... 1968-1978	9.8 HP (Model 110 / Model 9.8)... 1968-1985
4.5 HP (Model 45 / Model 4.5).....1973-1981		

Boat Description/Length	ALUMINUM PROPELLERS						Rubber Hub Bushing
	Dia.	Rot.	Pitch	Bld #	OEM Part #	Part #	
Standard Replacement	9	R	9	2	48-47922A10	032021	
14'-16' - AL	9	R	7	3	48-47670A10	032020	

6.5-14 HORSEPOWER

Mercury/Mariner 1961-1977



650, 4 cyl (2:1).....1961-1970	650, 2 cyl.....thru 1971	80 (mariner)..... 1977
800-850, 6 cyl.....thru 1972	800-850, 4 cyl.....1972-77	1000-1100-1150-1250-1350...thru 1977
900-1150.....thru 1977	80 (yamaha).....1977	1400-1500 In line 6..... thru 1977

BOAT DESCRIPTION/LENGTH	ALUMINUM PROPS							Rubber Hub Bushing
	Dia.	Rot.	Pitch	Bld#	Mat'l	OEM Part No.	Part No.	
20-24' Boats	13	R	11	3	AL	48-35936A3	032089	
19-22' Boats	13	R	13	3	AL	48-58826A3	032090	
15-18' - AL, SK	13	R	19	3	AL	48-65024A1	032093	

Mfg. #	Order #	Retail	Mfg. #	Order #	Retail	Mfg. #	Order #	Retail
992001	40260	\$127.00	993044	42238	\$401.00	933515	42171	\$426.00
992002	40261	127.00	993045	42239	401.00	933517	42172	426.00
992003	40262	127.00	993046	42240	401.00	933519	42173	426.00
992004	40263	127.00	993023	42231	418.00	933521	42174	426.00
992005	40264	127.00	993024	42232	418.00	933523	42175	426.00
992006	40265	127.00	993025	42233	418.00	032021	41268	135.00
992202	40257	145.00	993026	42234	418.00	032020	41267	135.00
992203	40258	145.00	993203	42243	427.00	032089	41630	150.99
992204	40259	145.00	993204	42244	427.00	032090	41632	150.99
993042	42236	401.00	993205	42245	427.00	032093	41638	150.99
993043	42237	401.00	993206	42246	427.00	207	40245	50.00

MERCURY / MARINER / SEA RAY



6-15 HORSEPOWER • 2-1/2" GEARCASE

Thru Hub Exhaust & 8 Tooth Spline

6 HP 2-Stroke (Includes Merc 6) .....1986-2002	9.9 HP 4-Stroke (Not Bigfoot) ..... 1995-2004	15 HP 2-Stroke ..... 1989-2005
8 HP 2-Stroke (Includes Merc 8) .....1986-2005	10 HP..... 1995 & Newer	15 HP 4-Stroke ..... 1999-2006
8 HP 4-Stroke (Not Bigfoot).....1995-2004	10 HP (Sea Pro/Marathon) ..... 1995-2001	
9.9 HP 2-Stroke (Includes Merc 9.9) .....1986-2005	15 HP (Sea Pro/Marathon) ..... 1995-2001	

Boat Description/Length	ALUMINUM PROPELLERS						Rubber Hub Bushing
	Dia.	Rot.	Pitch	Bld #	OEM Part #	Part #	
14'-18' - AL	9	R	9	3	48-828156A12	032052	
14'-16' - AL	9	R	10-1/2	3	48-828158A12	032050	

9.9-25 HORSEPOWER • 3" GEARCASE

Thru Hub Exhaust & 10 Tooth Spline • **!** MUST use Gearcase Adapter Ring supplied with propeller.



9.9 HP 4-Stroke Bigfoot/Sail .....1999-2005	20 HP 2-Stroke (Mercury®) ..... 1986-2002	25 HP 2-Stroke (Mariner®).....1985 & Newer
15 HP 4-Stroke Bigfoot/Sail .....1999-2005	25 HP 2-Stroke (Mercury®)..... 1980-2005	25 HP (Sea Pro/Marathon).....All Years
18 HP (Mercury®) .....1980-1985		

Boat Description/Length	ALUMINUM PROPELLERS						Use XHS® Hub Kit <b>120</b> <b>!</b> MUST USE GEARCASE ADAPTER RING SUPPLIED WITH PROPELLER.	Use XHS® Hub Kit <b>120</b> <b>!</b>
	Dia.	Rot.	Pitch	Bld #	OEM Part #	Part #		
	10-1/2	R	9	3		992501		
	10-1/2	R	10	3		992502		
15'-19'	10-1/2	R	11	3	48-19638A40	992503		
13'-17'	10-1/8	R	12	3	48-19639A40	992504		
13'-17'	10-1/8	R	13	3	48-19640A40	992505		
Up to 14'	10-1/8	R	14	3		992506		
Boat Description/Length	STAINLESS STEEL PROPELLERS						Use XHS® Hub Kit <b>120</b> <b>!</b>	
	Dia.	Rot.	Pitch	Bld #	OEM Part #	Part #		
13'-17'	10-1/8	R	13	3	48-19644A5	933013		
Up to 14'	10-1/8	R	15	3		933015		

20 HORSEPOWER

Thru Hub Exhaust & 8 Tooth Spline



20 HP (Includes Merc 20 / Merc 200) ....1963-1981

Boat Description/Length	ALUMINUM PROPELLERS						Rubber Hub Bushing
	Dia.	Rot.	Pitch	Bld #	OEM Part #	Part #	
Standard Replacement	9-7/8	R	11	2	48-33480A1	032135	
14'-16' - AL	10	R	9	3	48-86962A4	032136	

15-25 HORSEPOWER • MARINER

Non-Thru Hub Exhaust & Pin Drive



15 HP.....1976-1981	W15 ..... 1977-1985	25 HP ..... 1977-1979
15A.....1979-1982	20 HP ..... 1976-1979	

Boat Description/Length	ALUMINUM PROPELLERS						Rubber Hub Bushing
	Dia.	Rot.	Pitch	Bld #	OEM Part #	Part #	
12'-14' - HL	9	R	9	3		012109	
12'-14' - HL	9	R	10	3	48-96625	012011	
12'-14' - LL	9-1/4	R	11	3	48-96623	012013	

Mfg. #	Order #	Retail	Mfg. #	Order #	Retail	Mfg. #	Order #	Retail
032052	<b>41368</b>	\$105.00	992504	<b>40222</b>	\$75.00	032135	<b>41280</b>	\$149.00
032050	<b>41366</b>	105.00	992505	<b>40223</b>	75.00	032136	<b>41274</b>	149.00
992501	<b>40219</b>	75.00	992506	<b>40224</b>	75.00	012109	<b>41028</b>	110.00
992502	<b>40220</b>	75.00	933013	<b>42120</b>	292.00	012011	<b>41022</b>	110.00
992503	<b>40221</b>	75.00	933015	<b>42122</b>	292.00	012013	<b>41026</b>	110.00
						120	<b>40276</b>	37.00

MERCURY / MARINER / SEA RAY

25-30 HORSEPOWER • MARINER • 3" GEARCASE

Thru Hub Exhaust & 10 Tooth Spline



25 HP.....1980-1984                      28 HP..... 1976-1979                      30 HP..... 1979-1990

Boat Description/Length	ALUMINUM PROPELLERS						Part #	Rubber Hub Bushing
	Dia.	Rot.	Pitch	Bld #	OEM Part #	Part #		
16'-18' - AL, SK	9-7/8	R	9	3	48-81647	022001		
14'-17' - AL, SK	9-7/8	R	10-1/2	3	48-81649	022002		
13'-16' - LL	9-7/8	R	12	3	48-82826	022003		

25-30 HORSEPOWER 4-STROKE • MERCURY • 3" GEARCASE

Thru Hub Exhaust & 10 Tooth Spline • **MUST** use Gearcase Adapter Ring supplied with propeller.



25 HP 4-Stroke (Not Bigfoot).....2006 & Newer                      30 HP 4-Stroke (Not Bigfoot) .....2006 & Newer

Boat Description/Length	ALUMINUM PROPELLERS						Part #	Use XHS® Hub Kit <b>122</b> <b>MUST USE GEARCASE ADAPTER RING SUPPLIED WITH PROPELLER.</b>
	Dia.	Rot.	Pitch	Bld #	OEM Part #	Part #		
16'-20' - AL	10-1/2	R	9	3		992501		
14'-18' - AL	10-1/2	R	10	3		992502		
14'-18' - AL	10-1/2	R	11	3		992503		
14'-18' - AL	10-1/8	R	12	3		992504		
12'-16' - AL	10-1/8	R	13	3		992505		
12'-16' - AL	10-1/8	R	14	3		992506		

MERCURY / MARINER / SEA RAY

Mfg. #	Order #	Retail	Mfg. #	Order #	Retail	Mfg. #	Order #	Retail
022001	<b>41289</b>	\$123.00	992501	<b>40219</b>	\$75.00	992505	<b>40223</b>	\$75.00
022002	<b>41290</b>	123.00	992502	<b>40220</b>	75.00	992506	<b>40224</b>	75.00
022003	<b>41292</b>	123.00	992503	<b>40221</b>	75.00	033001	<b>42099</b>	325.99
			992504	<b>40222</b>	75.00	122	<b>40278</b>	37.00







40-65 HORSEPOWER • 3-1/4" GEARCASE

Thru Hub Exhaust & 13 Tooth Spline

40 HP (Model 402) .....1974-1976      60 HP (Mariner®).....1976      65 HP (Model 650)..... 1972-1976  
 50 HP (Model 500) .....1974-1976

ALUMINUM PROPELLERS								STAINLESS STEEL PROPELLERS											
3-BLADE				LG. DIAMETER 3-BLADE				4-BLADE											
Dia.	Rot.	Pitch	Part #	Dia.	Rot.	Pitch	Part #	Dia.	Rot.	Pitch	Part #	Dia.	Rot.	Pitch	Bld #	OEM Part #	Part #		
								11-1/2	R	8	992401								
				12-1/4	R	9	992601	11-1/2	R	9	992402								
10-3/8	R	11	992404	11-3/4	R	10	992602	11-1/2	R	10	992403								
10-3/8	R	12	992405	11-5/8	R	11	992603	4-BLADE											
10-3/8	R	13	992406	11-3/8	R	12	992604	10-5/8	R	12	941212	10-3/4	R	12	3		993405		
10-3/8	R	14	992407	11-1/8	R	13	992605	10-3/8	R	13	941213	10-1/2	R	13	3		993406		
10	R	15	992408	11-1/4	R	14	992606	10-1/8	R	14	941214	10-3/8	R	14	3		993407		
10	R	16	992409					10-1/8	R	15	941215	10-1/8	R	15	3		993408		
Boat Description/Length								STAINLESS STEEL PROPELLERS											
								Dia.	Rot.	Pitch	Bld #	OEM Part #	Part #						
14'-16' - LL								10-1/8	R	13	3		933013						
12'-14' - LL								10-1/8	R	15	3		933015						

Drop-In Hub  
Use XHS® Hub Kit  
**114**

Drop-In Hub  
Use XHS® Hub Kit  
**114**

Use XHS® Hub Kit  
**114**

25-70 HORSEPOWER • 3-1/4" GEARCASE

Thru Hub Exhaust & 13 Tooth Spline • Vortex® & Apollo® Propellers are Not Compatible with Mercury's Reflex® Hub System.



25 HP 4-Stroke/Bigfoot .....1999-2005      40 HP 4-Stroke (Not Bigfoot) ..... 1997 & Newer      50 HP 4-Stroke (Not Bigfoot).....1995 & Newer  
 30 HP 2-Stroke.....1994-2002      40 HP (Sea Pro/Marathon) ..... 1977 & Newer      55 HP (Mercury/Sea Pro/Marathon) ....1995 & Newer  
 30 HP 4-Stroke.....1999-2005      45 HP..... 1986-1989      60 HP 2-Stroke .....1978 & Newer  
 30 HP (Sea Pro/Marathon)..... 1994 & Newer      48 HP (Mariner®).....All Years      60 HP 4-Stroke (Not Bigfoot).....2001 & Newer  
 35 HP.....1984-1989      50 HP 2-Stroke (Includes Model 500) ..1977 & Newer      70 HP (Includes Model 700)..... Thru 1983  
 40 HP 2-Stroke (Includes Model 402) ..... 1977 & Newer

ALUMINUM PROPELLERS								STAINLESS STEEL PROPELLERS												
3-BLADE				LG. DIAMETER 3-BLADE				4-BLADE												
Dia.	Rot.	Pitch	Part #	Dia.	Rot.	Pitch	Part #	Dia.	Rot.	Pitch	Part #	Dia.	Rot.	Pitch	Bld #	OEM Part #	Part #			
								11-1/2	R	8	992401									
				12-1/4	R	9	992601	11-1/2	R	9	992402									
				11-3/4	R	10	992602	11-1/2	R	10	992403									
10-3/8	R	11	992404	11-5/8	R	11	992603	4-BLADE												
10-3/8	R	12	992405	11-3/8	R	12	992604	10-5/8	R	12	941212	10-3/4	R	12	3	48-855856A5	993405			
10-3/8	R	13	992406	11-1/8	R	13	992605	10-3/8	R	13	941213	10-1/2	R	13	3	48-855858A5	993406			
10-3/8	R	14	992407	11-1/4	R	14	992606	10-1/8	R	14	941214	10-3/8	R	14	3	48-855860A5	993407			
10	R	15	992408					10-1/8	R	15	941215	10-1/8	R	15	3	48-855862A5	993408			
10	R	16	992409																	
Boat Description/Length								ALUMINUM PROPELLERS						STAINLESS STEEL PROPELLERS						
								Dia.	Rot.	Pitch	Bld #	OEM Part #	Part #							
19' & Up								12-1/2	R	8	3	48-42738A10	032141							
16'-18' - AL, SK								12	R	10-1/2	3	48-42740A10	032142							
14'-17' - AL, SK														10-1/8	R	13	3		933013	
13'-15' - LL														10-1/8	R	15	3		933015	
Up to 15'								10	R	17	3	48-73144A40	031020							

Drop-In Hub  
Use XHS® Hub Kit  
**114**

Drop-In Hub  
Use XHS® Hub Kit  
**114**

Drop-In Hub  
Use XHS® Hub Kit  
**114**

Mfg. #	Order #	Retail	Mfg. #	Order #	Retail	Mfg. #	Order #	Retail
992404	<b>40211</b>	\$81.00	992603	<b>40232</b>	\$ 86.00	993407	<b>42257</b>	\$ 294.00
992405	<b>40212</b>	81.00	992604	<b>40233</b>	86.00	993408	<b>42258</b>	294.00
992406	<b>40213</b>	81.00	992605	<b>40234</b>	86.00	933013	<b>42120</b>	292.00
992407	<b>40214</b>	81.00	992606	<b>40235</b>	86.00	933015	<b>42122</b>	292.00
992408	<b>40215</b>	81.00	992401	<b>40206</b>	91.00	032141	<b>40302</b>	154.00
992409	<b>40216</b>	81.00	992402	<b>40207</b>	91.00	032142	<b>40303</b>	154.00
992601	<b>40230</b>	86.00	992403	<b>40208</b>	91.00	031020	<b>41418</b>	157.00
992602	<b>40231</b>	86.00	993405	<b>42255</b>	294.00	114	<b>40270</b>	37.00
			993406	<b>42256</b>	294.00			

MERCURY / MARINER / SEA RAY



40-140 HORSEPOWER • 4-1/4" GEARCASE

Thru Hub Exhaust & 15 Tooth Spline

40 & 50 HP 4-Stroke / Bigfoot	.....	All Years
40 HP Command Thrust	.....	2014 & Newer
50 HP Command Thrust	.....	2014 & Newer
60 HP 4-Stroke / Bigfoot	.....	1995 & Newer
60 HP (Sea Pro/Marathon)	.....	1995 & Newer
60 HP Command Thrust	.....	2014 & Newer
65 HP (Model 650 - 2 Cyl.)	.....	Thru 1971
65 HP (Model 650 - 4 Cyl.)	.....	1961-1970
70 HP	.....	1987-1989
75 HP (Sea Pro/Marathon)	.....	All Years

75 HP 2-Stroke	.....	1984-2005
75 HP 4-Stroke	.....	2001 & Newer
80 HP	.....	1978-1989
80 HP (Mariner®)	.....	1978-1983
80 HP (Model 800; 2 & 4 Cyl.)	.....	Thru 1977
80 HP (Yamaha®)	.....	1977-1983
85 HP (Model 850; 2 & 4 Cyl.)	.....	Thru 1977
90 HP (Yamaha®)	.....	1978-1983
90 HP 2-Stroke	.....	1978 & Newer
90 HP 4-Stroke (Not Command Thrust)	.....	2001 & Newer

100 HP	.....	1988 & Newer
115 HP (Yamaha®)	.....	1978-1983
115 HP	.....	1978 & Newer
115 HP 4-Stroke*	.....	2001 & Newer
125 HP	.....	1994 & Newer
140 HP (Includes Sea Pro/Offshore)	.....	1978-1981
140 HP (Yamaha®)	.....	1978-1979
Models 900-1150-1500	.....	Thru 1977

Includes EFI engines.  
\*Does not include Command Thrust model.

3-BLADE ALUMINUM					4-BLADE ALUMINUM					Drop-In Hub Use XHS II® Hub Kit <b>202</b> USE Gearcase Adapter Ring supplied with propeller.	STAINLESS STEEL PROPELLERS						Drop-In Hub Use XHS II® Hub Kit <b>202</b> USE Gearcase Adapter Ring supplied with propeller.
Dia.	Rot.	Pitch	Bld #	Part #	Dia.	Rot.	Pitch	Bld #	Part #		Dia.	Rot.	Pitch	Bld #	OEM Part #	Part #	
14	R	11	3	992209	13-7/8	R	11	4	941411								
13-3/4	R	13	3	992212	13-7/8	R	13	4	941413								
13-1/2	R	15	3	992213	13-3/8	R	15	4	941415	13-3/8	R	15	3		X 993143		
13-1/4	R	17	3	992214	13	R	17	4	941417	13-1/4	R	17	3		X 993144		
13	R	19	3	992215	12-1/2	R	19	4	941419	13-1/8	R	19	3		X 993145		
13	R	21	3	992216						13	R	21	3		X 993146		

Boat Description/Length	ALUMINUM PROPELLERS						Rubber Hub Bushing Use MWM Fwd Washer 990332 or MWM Kit 9660-1 (Fwd Washer, Tab Washer, Propeller Nut)	STAINLESS STEEL PROPELLERS						Drop-In Hub Use XHS II® Hub Kit <b>202</b> USE Gearcase Adapter Ring supplied with propeller.		
	Dia.	Rot.	Pitch	Bld #	OEM Part #	Part #		3-BLADE BALLISTIC								
Dia.	Rot.	Pitch	Bld #	OEM Part #	Part #	Dia.	Rot.	Pitch	Bld #	Part #	Dia.	Rot.	Pitch	Bld #	Part #	
25' & Up - AL	14	R	11	3	48-77338A45	031154										
22' & Up - AL	13-3/4	R	13	3	48-77340A45	031155										
19'-24' - AL, SK							13-5/8	R	15	3	933415					
17'-20' - AL, SK							13-1/2	R	17	3	933417					
16'-19' - AL, SK							13-3/8	R	19	3	933419					
15'-18' - AL, SK	13	R	21	3	48-77348A45	031144	13-1/8	R	21	3	933421					

MERCURY / MARINER / SEA RAY

Mfg. #	Order #	Retail	Mfg. #	Order #	Retail	Mfg. #	Order #	Retail
992209	<b>40322</b>	\$117.00	941413	<b>40352</b>	\$129.00	031154	<b>41401</b>	\$166.00
992212	<b>40325</b>	117.00	941415	<b>40354</b>	129.00	031155	<b>41402</b>	166.00
992213	<b>40326</b>	117.00	941417	<b>40356</b>	129.00	031144	<b>41400</b>	166.00
992214	<b>40327</b>	117.00	941419	<b>40358</b>	129.00	933415	<b>42160</b>	396.00
992215	<b>40328</b>	117.00	993143	<b>42249</b>	373.00	933417	<b>42161</b>	396.00
992216	<b>40329</b>	117.00	993144	<b>42250</b>	373.00	933419	<b>42162</b>	396.00
941411	<b>40350</b>	129.00	993145	<b>42251</b>	373.00	933421	<b>42163</b>	396.00
			993146	<b>42252</b>	373.00	202	<b>40240</b>	50.00



Recipient of the Gold Medal Award presented by Bass & Walleye Boats Magazine, Ballistic propellers have been modified to utilize Michigan Wheel's XHS Hub Kit.



90-300 HORSEPOWER • V-6 (4-3/4") GEARCASE

Thru Hub Exhaust & 15 Tooth Spline



90 HP Command Thrust.....2014 & Newer	150 HP (Yamaha®).....1979-1983	250 HP.....1994 & Newer
115 HP Command Thrust.....2014 & Newer	175 HP.....1978 & Newer	275 HP.....1990-1994
135 HP.....1987 & Newer	175 HP (Yamaha®).....1978-1979	300 HP.....1983; 1999 & Newer
150 HP.....1978 & Newer	200 HP.....1978 & Newer	3.4 Litre.....1984-1986
Add 4" Pitch for Twin Motors	220 HP.....1987-1988	
Includes DFI, EFI, Magnum, Offshore, Optimax, Sea Pro XRI, Marathon & Verado.	225 HP.....1980 & Newer	
	225 HP (Sea Pro/Marathon).....All Years	

\*For engines 300 HP or higher, use "High Horsepower Sleeve" (P/N 991372). See Page 43 for more details.

3-BLADE ALUMINUM					4-BLADE ALUMINUM				Drop-In Hub Use XHS II® Hub Kit <b>202</b>	STD. 3-BLADE				LG DIAMETER 3-BLADE				4-BLADE				Drop-In Hub Use XHS II® Hub Kit <b>202</b>		
Dia.	Rot.	Pitch	Bld #	Part #	Dia.	Rot.	Pitch	Part #		Dia.	Rot.	Pitch	Part #	Dia.	Rot.	Pitch	Part #	Dia.	Rot.	Pitch	Part #			
16	R	13	3	992001						14-3/8	R	15	X 993042											
15-1/4	R	15	3	992002									14-1/4	R	17	X 993043	15-1/2	R	17	X 993023	14-5/8	R	16	X 993203
16	R	16	3	931516									14-1/8	R	19	X 993044	15-1/4	R	19	X 993024	14-3/8	R	18	X 993204
15	R	17	3	992003	15	R	16	4 992202					14	R	21	X 993045	14-3/4	R	21	X 993025	14-1/8	R	20	X 993205
14-1/2	R	19	3	992004	14-1/2	R	18	4 992203					13-7/8	R	23	X 993046	14-5/8	R	23	X 993026	14	R	22	X 993206
14-1/4	R	21	3	992005	14	R	20	4 992204																
14	R	23	3	992006																				

Boat Description/Length	Rubber Hub Bushing	STAINLESS STEEL PROPELLERS					Drop-In Hub Use XHS II® Hub Kit <b>202</b>
		3-BLADE BALLISTIC					
		Dia.	Rot.	Pitch	Bld #	Part #	
21'-24' - AL	Use MWM Kit 990312 (Conductivity Washer, Aft Washer) or MWM Kit 9661-1	14-7/8	R	15	3	X 933515	
19'-23' - AL, SK		14-3/4	R	17	3	X 933517	
18'-22' - AL, SK		14-1/2	R	19	3	X 933519	
18'-20' - AL, SK		14-3/8	R	21	3	X 933521	
17'-20' - AL, SK		14-1/4	R	23	3	X 933523	

135-300 HORSEPOWER • V-6 (4-3/4") GEARCASE

Thru Hub Exhaust & 15 Tooth Spline



135 HP.....1987 & Newer	220 HP.....1987-1988	275 HP.....1990-1994
150 HP.....1978 & Newer	225 HP.....1980 & Newer	300 HP.....1983; 1999 & Newer
175 HP.....1978 & Newer	225 HP (Sea Pro/Marathon).....All Years	350 HP.....2008 & Newer
200 HP.....1978 & Newer	250 HP.....1994 & Newer	3.4 Litre.....1984-1986
Includes DFI, EFI, Magnum, Offshore, Optimax, Sea Pro XRI & Verado.	Use Thrust Washer 13171 - (See Note **)	Add 4" pitch for twin motors.

BOAT DESCRIPTION/LENGTH	ALUMINUM PROP							Rubber Hub Bushing	Use OEM fwd washer 12-835467 aft wash 12-31211A3 tab washer 14-816629	or MWC Kit 990312 or 9661-1
	Dia.	Rot.	Pitch	Bld#	Mat'l	OEM Part No.	Part No.			
Up to 18'	13-3/8	R	25	3	AL		□ 031067			

Mfg. #	Order #	Retail	Mfg. #	Order #	Retail	Mfg. #	Order #	Retail
992001	40260	\$127.00	993043	42237	\$ 401.00	993205	42245	\$427.00
992002	40261	127.00	993044	42238	401.00	993206	42246	427.00
992003	40262	127.00	993045	42239	401.00	933515	42171	426.00
992004	40263	127.00	993046	42240	401.00	933517	42172	426.00
992005	40264	127.00	993023	42231	418.00	933519	42173	426.00
992006	40265	127.00	993024	42232	418.00	933521	42174	426.00
992202	40257	145.00	993025	42233	418.00	933523	42175	426.00
992203	40258	145.00	993026	42234	418.00	031067	41327	175.00
992204	40259	145.00	993203	42243	427.00	202	40240	50.00
993042	42236	401.00	993204	42244	427.00			

MERCURY / MARINER / SEA RAY

# Replacing a Flo-Torq® Hub with Michigan Propellers

## Replacing a Flo-Torq® Drop In Hub Design with Michigan Propellers

Propellers supplied from Mercury®, Mariner® and Force® since 1996 come with the Flo-Torq® II drop in hubs. When switching to Michigan Match® or Ballistic® propellers, change the attaching hardware set-up as follows.

When converting to a Michigan Propeller on a **V-4 gearcase**, eliminate B & C, replace A with H and use existing hardware F & G.

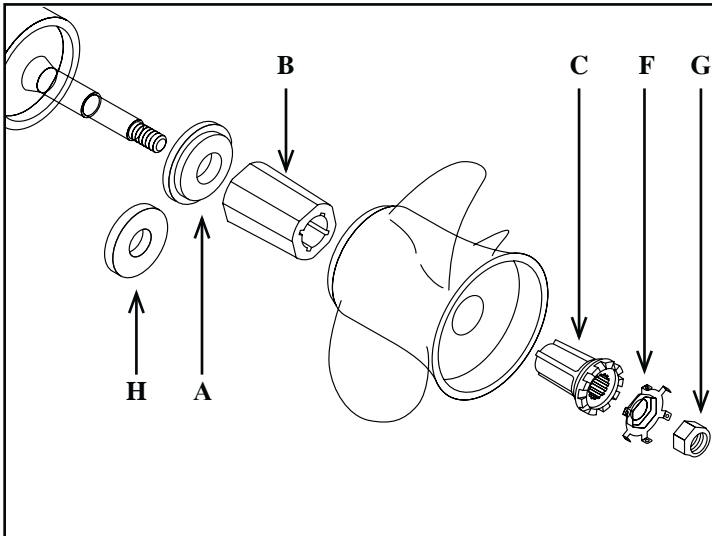
When converting to a Michigan Propeller on a **V-6 gearcase**, eliminate B & C and use A, D, E, F & G as attaching hardware (D & E replace C). Be sure to use high-performance trim tab 822777A1 for stainless steel installations.

Michigan Wheel offers the following attaching hardware kits for these installations:

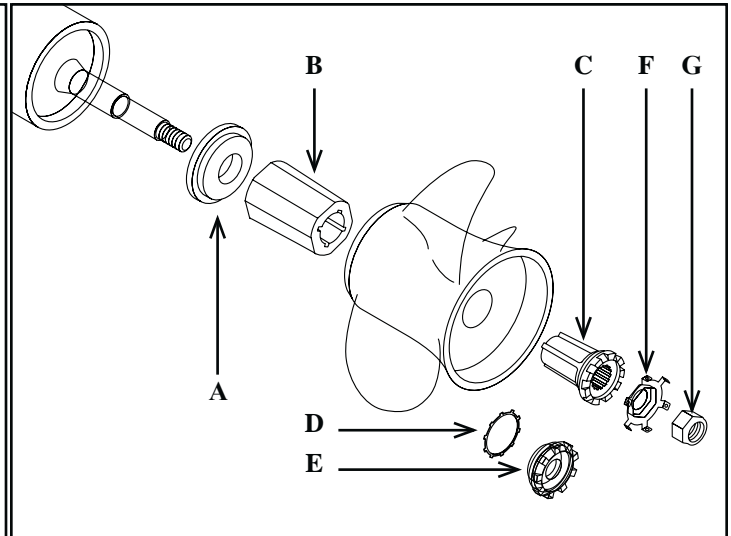
- 990312 Includes D & E for the V-6 gearcase.  
 990332 Includes Forward Thrust Washer H for V-4 gearcase.  
 9661-1 Includes A, D, E, F & G for the V-6 gearcase.  
 9660-1 Includes H, F & G for the V-4 gearcase.

Mfg. #	Order #	Retail
990312	<b>40299</b>	\$17.80
990332	<b>40298</b>	24.00
9661-1	<b>40297</b>	46.00
9660-1	<b>40296</b>	46.00

### V-4 Gearcase Example Part # 031142



### V-6 & Sterndrive Gearcase Example Part # 031025



- A) **991204** Forward Thrust Washer  
 B) **991301** Plastic Drive Sleeve  
 C) **991205** Metal Sleeve Adapter  
 D) **990340** Conductivity (Star) Washer

- E) **990348** Aft Castle Washer  
 F) **990344** Locking Tab Washer  
 G) **990346** Shaft Propeller Nut  
 H) **990347** Forward Thrust Washer



**25-30 HORSEPOWER • 3" GEARCASE**

Thru Hub Exhaust & 10 Tooth Spline • **MUST use Gearcase Adapter Ring supplied with propeller.**

25 HP.....1986-2001	30 HP.....1985-2001	30 HP 4-Stroke .....2002 & Newer
25 HP 4-Stroke.....2002 & Newer		

Boat Description/Length	ALUMINUM PROPELLERS					
	Dia.	Rot.	Pitch	Bld #	OEM Part #	Part #
16'-20' - AL	10-1/2	R	9	3	346-64101-5	992501
14'-18' - AL	10-1/2	R	10	3	346-64102-5	992502
14'-18' - AL	10-1/2	R	11	3	346-64103-5	992503
14'-18' - AL	10-1/8	R	12	3		992504
12'-16' - AL	10-1/8	R	13	3	346-64104-5	992505
12'-16' - AL	10-1/8	R	14	3		992506

Use XHS® Hub Kit  
**122**  
**MUST USE GEARCASE ADAPTER RING SUPPLIED WITH PROPELLER.**



991244 Gearcase Adapter Rings  
992504 Vortex® XHS® Aluminum Propeller

**35-50 HORSEPOWER • 3-1/4" GEARCASE**

Thru Hub Exhaust & 13 Tooth Spline



35 HP (35B Only) ..... Thru 1984	40 HP (Includes TLDD)..... 1984 & Newer	50 HP (Except 50C - Includes TLDD).... 1992 & Newer
----------------------------------	---	---

ALUMINUM PROPELLERS											
3-BLADE				I.G. DIAMETER 3-BLADE				4-BLADE			
Dia.	Rot.	Pitch	Part #	Dia.	Rot.	Pitch	Part #	Dia.	Rot.	Pitch	Part #
10-3/8	R	11	992404	12-1/4	R	9	992601	11-1/2	R	8	992401
10-3/8	R	12	992405	11-3/4	R	10	992602	11-1/2	R	9	992402
10-3/8	R	13	992406	11-5/8	R	11	992603	11-1/2	R	10	992403
10-3/8	R	14	992407	11-3/8	R	12	992604	4-BLADE			
10	R	15	992408	11-1/8	R	13	992605	10-5/8	R	12	941212
10	R	16	992409	11-1/4	R	14	992606	10-3/8	R	13	941213
								10-1/8	R	14	941214
								10-1/8	R	15	941215
Boat Description/Length											
14'-18' - AL											

Drop-In Hub  
Use XHS® Hub Kit  
**116**  
Refer to Pages 47-48 for Details on Hub Kit Components.

STAINLESS STEEL PROPELLERS						
Dia.	Rot.	Pitch	Bld #	OEM Part #	Part #	
10-3/4	R	12	3		993405	
10-1/2	R	13	3		993406	
10-3/8	R	14	3		993407	
10-1/8	R	15	3		993408	
STAINLESS STEEL PROPELLERS						
Dia.	Rot.	Pitch	Bld #	OEM Part #	Part #	
10-1/8	R	13	3		933213	
10-1/8	R	15	3		933215	

Drop-In Hub  
Use XHS® Hub Kit  
**116**  
Refer to Pages 47-48 for Details on Hub Kit Components.

**50-70 HORSEPOWER • 3-1/4" GEARCASE**

Thru Hub Exhaust & 13 Tooth Spline



50 HP (50C Only) .....1987-1991	60A.....1986-1999	70A & 70B.....1981-1995
55 HP.....1981-1988		

ALUMINUM PROPELLERS											
3-BLADE				I.G. DIAMETER 3-BLADE				4-BLADE			
Dia.	Rot.	Pitch	Part #	Dia.	Rot.	Pitch	Part #	Dia.	Rot.	Pitch	Part #
11-3/4	R	13	992301	12-1/2	R	13	992311	11-1/2	R	8	992401
11-3/4	R	15	992302	12-1/4	R	15	992312	11-1/2	R	9	992402
11-3/4	R	17	992303					11-1/2	R	10	992403
Boat Description/Length											
14'-17' - AL, SK											
12'-14' - AL, SK											

Drop-In Hub  
Use XHS® Hub Kit  
**112**

STAINLESS STEEL PROPELLERS						
Dia.	Rot.	Pitch	Bld #	OEM Part #	Part #	
12-3/8	R	15	3		X 933315	
12	R	17	3		X 933317	

Drop-In Hub  
Use XHS® Hub Kit  
**112**

X May interfere with trim tab.


Mfg. #	Order #	Retail	Mfg. #	Order #	Retail	Mfg. #	Order #	Retail	Mfg. #	Order #	Retail
992501	40219	\$75.00	992408	40215	\$ 81.00	992403	40208	\$91.00	992311	40204	\$88.00
992502	40220	75.00	992409	40216	81.00	993405	42255	294.00	992312	40205	88.00
992503	40221	75.00	992601	40230	86.00	993406	42256	294.00	992401	40206	91.00
992504	40222	75.00	992602	40231	86.00	993407	42257	294.00	992402	40207	91.00
992505	40223	75.00	992603	40232	86.00	993408	42258	294.00	992403	40208	91.00
992506	40224	75.00	992604	40233	86.00	933213	42140	312.00	933315	42150	325.00
992404	40211	81.00	992605	40234	86.00	933215	42142	312.00	933317	42152	325.00
992405	40212	81.00	992606	40235	86.00	992301	40201	83.00	112	40268	37.00
992406	40213	81.00	992401	40206	91.00	992302	40202	83.00	116	40272	37.00
992407	40214	81.00	992402	40207	91.00	992303	40203	83.00	122	40278	37.00



60-140 HORSEPOWER • 4-1/4" GEARCASE

Thru Hub Exhaust & 15 Tooth Spline

60C (Large Gearcase)..... Thru 1999	90 HP..... 1987-2001	120 HP..... 1988-2003
70C (Large Gearcase)..... Thru 2002	90 HP TLDI..... 2001 & Newer	140 HP..... 1988-2003
70 HP TLDI..... 2002-2009	115 HP..... 1992-2001	
75 HP TLDI..... 2010 & Newer	115 HP TLDI..... 2004 & Newer	

3-BLADE ALUMINUM					4-BLADE ALUMINUM					Drop-In Hub Use XHS II <sup>o</sup> Hub Kit <b>209</b> USE Gearcase Adapter Ring supplied with propeller.	STAINLESS STEEL PROPELLERS						Drop-In Hub Use XHS II <sup>o</sup> Hub Kit <b>209</b> USE Gearcase Adapter Ring supplied with propeller.
Dia.	Rot.	Pitch	Bld #	Part #	Dia.	Rot.	Pitch	Bld #	Part #		Dia.	Rot.	Pitch	Bld #	OEM Part #	Part #	
14	R	11	3	992209	13-7/8	R	11	4	941411								
13-3/4	R	13	3	992212	13-7/8	R	13	4	941413								
13-1/2	R	15	3	992213	13-3/8	R	15	4	941415	13-3/8	R	15	3	PT70115P15	993143		
13-1/4	R	17	3	992214	13	R	17	4	941417	13-1/4	R	17	3	NM889610170	993144		
13	R	19	3	992215	12-1/2	R	19	4	941419	13-1/8	R	19	3		993145		
13	R	21	3	992216						13	R	21	3		993146		
 <p>Ballisti<sup>o</sup> High Performance Stainless Steel Propeller</p>										STAINLESS STEEL PROPELLERS						Drop-In Hub Use XHS II <sup>o</sup> Hub Kit <b>209</b> USE Gearcase Adapter Ring supplied with propeller.	
										Dia.	Rot.	Pitch	Bld #	OEM Part #	Part #		
										13-5/8	R	15	3		933415		
										13-1/2	R	17	3		933417		
										13-3/8	R	19	3		933419		
13-1/8	R	21	3		933421												

60-90 HORSEPOWER • 4-1/4" GEARCASE

Thru Hub Exhaust & 15 Tooth Spline



BFT60..... 2014 & Newer	BFT75..... 2014 & Newer	BFT90..... 2014 & Newer
BFW60..... 2014 & Newer		

3-BLADE ALUMINUM					4-BLADE ALUMINUM					Drop-In Hub Use XHS II <sup>o</sup> Hub Kit <b>207</b> USE Gearcase Adapter Ring supplied with propeller.	STAINLESS STEEL PROPELLERS						Drop-In Hub Use XHS II <sup>o</sup> Hub Kit <b>207</b> USE Gearcase Adapter Ring supplied with propeller.
Dia.	Rot.	Pitch	Bld #	Part #	Dia.	Rot.	Pitch	Bld #	Part #		Dia.	Rot.	Pitch	Bld #	OEM Part #	Part #	
14	R	11	3	992209	13-7/8	R	11	4	941411								
13-3/4	R	13	3	992212	13-7/8	R	13	4	941413								
13-1/2	R	15	3	992213	13-3/8	R	15	4	941415	13-3/8	R	15	3	58133-ZW1-A15P	993143		
13-1/4	R	17	3	992214	13	R	17	4	941417	13-1/4	R	17	3		993144		
13	R	19	3	992215	12-1/2	R	19	4	941419	13-1/8	R	19	3		993145		
13	R	21	3	992216						13	R	21	3		993146		
ALUMINUM PROPELLERS										STAINLESS STEEL PROPELLERS						Drop-In Hub Use XHS II <sup>o</sup> Hub Kit <b>207</b> USE Gearcase Adapter Ring supplied with propeller.	
Boat Description/Length	Dia.	Rot.	Pitch	Bld #	OEM Part #	Part #	3-BLADE BALLISTIC										
25' & Up - AL	14	R	11	3	58130-ZW1-011AH	031154											
22' & Up	14	R	13	3	58130-ZW1-013AH	031155											
19'-24' - AL, SK							13-5/8	R	15	3	X 933415						
17'-20' - AL, SK							13-1/2	R	17	3	X 933417						
16'-19' - AL, SK							13-3/8	R	19	3	X 933419						
15'-18' - AL, SK	13	R	21	3	58130-ZW1-021AH	031144											

X May interfere with trim tab.

Mfg. #	Order #	Retail	Mfg. #	Order #	Retail	Mfg. #	Order #	Retail
992209	<b>40322</b>	\$117.00	941415	<b>40354</b>	\$129.00	933417	<b>42161</b>	\$ 396.00
992212	<b>40325</b>	117.00	941417	<b>40356</b>	129.00	933419	<b>42162</b>	396.00
992213	<b>40326</b>	117.00	941419	<b>40358</b>	129.00	933421	<b>42163</b>	396.00
992214	<b>40327</b>	117.00	993143	<b>42249</b>	373.00	031154	<b>41401</b>	166.00
992215	<b>40328</b>	117.00	993144	<b>42250</b>	373.00	031155	<b>41402</b>	166.00
992216	<b>40329</b>	117.00	993145	<b>42251</b>	373.00	031144	<b>41400</b>	166.00
941411	<b>40350</b>	129.00	993146	<b>42252</b>	373.00	207	<b>40245</b>	50.00
941413	<b>40352</b>	129.00	933415	<b>42160</b>	396.00	209	<b>40248</b>	50.00

115-250 HORSEPOWER • 4-3/4" GEARCASE

Thru Hub Exhaust & 15 Tooth Spline



BFT115.....2014 & Newer	BFT200.....2014 & Newer	BFT250.....2014 & Newer
BFT150.....2014 & Newer	BFT225.....2014 & Newer	

3-BLADE ALUMINUM					4-BLADE ALUMINUM					Drop-In Hub Use XHS II® Hub Kit <b>207</b>	STD. 3-BLADE				LG DIAMETER 3-BLADE				4-BLADE				Drop-In Hub Use XHS II® Hub Kit <b>207</b>		
Dia.	Rot.	Pitch	Bld #	Part #	Dia.	Rot.	Pitch	Bld #	Part #		Dia.	Rot.	Pitch	Part #	Dia.	Rot.	Pitch	Part #	Dia.	Rot.	Pitch	Part #			
16	R	13	3	992001																					
15-1/4	R	15	3	992002						14-3/8	R	15	993042												
16	R	16	3	931516																					
15	R	17	3	992003	15	R	16	4	992202	14-1/4	R	17	993043	15-1/2	R	17	993023	14-5/8	R	16	993203				
14-1/2	R	19	3	992004	14-1/2	R	18	4	992203	14-1/8	R	19	993044	15-1/4	R	19	993024	14-3/8	R	18	993204				
14-1/4	R	21	3	992005	14	R	20	4	992204	14	R	21	993045	14-3/4	R	21	993025	14-1/8	R	20	993205				
14	R	23	3	992006						13-7/8	R	23	993046	14-5/8	R	23	993026	14	R	22	993206				
Boat Description/Length										STAINLESS STEEL PROPELLERS												Drop-In Hub Use XHS II® Hub Kit <b>207</b>			
										3-BLADE BALLISTIC															
										Dia.	Rot.	Pitch	Bld #	Part #											
21'-24' - AL										14-7/8	R	15	3	933515											
19'-23' - AL, SK										14-3/4	R	17	3	933517											
18'-22' - AL, SK										14-1/2	R	19	3	933519											
18'-20' - AL, SK										14-3/8	R	21	3	933521											
17'-20' - AL, SK										14-1/4	R	23	3	933523											

NISSAN / TOHATSU

8-20 HORSEPOWER • 2-1/2" GEARCASE

Thru Hub Exhaust & 10 Tooth Spline



DF 8A 4-Stroke.....2011 & Newer	DF 9.9A 4-Stroke.....2010 & Newer	DF 15 4-Stroke.....1996 & Newer
DT 9.9.....1983-1987	DT 15.....1983-1988	DF 15A 4-Stroke.....2013 & Newer
DF 9.9 4-Stroke.....1996 & Newer	DT 15C.....1989-1997	DF 20A 4-Stroke.....2013 & Newer

Boat Description/Length	ALUMINUM PROPELLERS						Rubber Hub Bushing
	Dia.	Rot.	Pitch	Bld#	OEM Part No.	Part No.	
14'-19' - AL	9-1/4	R	9	3	58100-93763-019	*062103	

\* Standard replacement for DF 15A 4-Stroke is 062103. Standard replacement for DF 20A 4-Stroke is 062104.

SUZUKI

Mfg. #	Order #	Retail	Mfg. #	Order #	Retail	Mfg. #	Order #	Retail
992001	40260	\$127.00	993043	42237	\$401.00	993205	42245	\$427.00
992002	40261	127.00	993044	42238	401.00	993206	42246	427.00
992003	40262	127.00	993045	42239	401.00	933515	42171	426.00
992004	40263	127.00	993046	42240	401.00	933517	42172	426.00
992005	40264	127.00	993023	42231	418.00	933519	42173	426.00
992006	40265	127.00	993024	42232	418.00	933521	42174	426.00
992202	40257	145.00	993025	42233	418.00	933523	42175	426.00
992203	40258	145.00	993026	42234	418.00	062103	40470	105.00
992204	40259	145.00	993203	42243	427.00	207	40245	50.00
993042	42236	401.00	993204	42244	427.00			



**20-30 HORSEPOWER • 3" GEARCASE**

Thru Hub Exhaust & 10 Tooth Spline • **MUST** use Gearcase Adapter Ring supplied with propeller.

DT 20 P.....1985-1986	DF 25 4-Stroke (Includes V-Twin).....2000 & Newer	DT 30.....1987-1997
DT 20.....1987-1988	DF 25R.....2010 & Newer	DT 30C.....1987-1997
DT 25 P.....1985-1986	DF 25A.....2014 & Newer	DF 30 4-Stroke.....2000-2007
DT 25.....1987-1988	DT 30 P.....1983-1986	DF 30A.....2014 & Newer
DT 25C.....1989-2000		

Boat Description/Length	ALUMINUM PROPELLERS					
	Dia.	Rot.	Pitch	Bld #	OEM Part #	Part #
20' & Up - AL	10-1/2	R	9	3	58100-96370-019	992501
18'-20' - AL	10-1/2	R	10	3	58100-96470-019	992502
16'-18' - AL	10-1/2	R	11	3	58100-96420-019	992503
14'-16' - AL	10-1/8	R	12	3	58100-96480-019	992504
14'-16' - AL	10-1/8	R	13	3	58100-96490-019	992505
14'-16' - LL	10-1/8	R	14	3		992506

Use XHS® Hub Kit

121

MUST USE GEARCASE ADAPTER RING SUPPLIED WITH PROPELLER

991244  
gearcase Adapter Rings

992504  
Vortex® XHS®  
aluminum Propeller

Boat Description/Length	STAINLESS STEEL PROPELLERS					
	Dia.	Rot.	Pitch	Bld #	OEM Part #	Part #
13'-15' - AL	10-1/8	R	13	3		X 933013
13'-15' - AL	10-1/8	R	15	3		X 933015

\* Standard replacement for DF 25 & DF 25R 4-Stroke is 062205.

X May interfere with trim tab.

**35-65 HORSEPOWER • 3-1/4" GEARCASE**

Thru Hub Exhaust & 13 Tooth Spline



DT 35C.....1987-1989	DT 50 & 50M.....1983-1984	DT 60.....1983-1984
DT 40.....1983-1998	DF 50 4-Stroke.....1999-2010	DF 60A 4-Stroke.....2010 & Newer
DF 40 4-Stroke.....1999-2010	DF 50A 4-Stroke.....2010 & Newer	DT 65.....1985-1997
DF 40A 4-Stroke.....2010 & Newer	DT 55.....1985-1997	

ALUMINUM PROPELLERS											
3-BLADE				LG. DIAMETER 3-BLADE				4-BLADE			
Dia.	Rot.	Pitch	Part #	Dia.	Rot.	Pitch	Part #	Dia.	Rot.	Pitch	Part #
								11-1/2	R	8	992401
				12-1/4	R	9	992601	11-1/2	R	9	992402
				11-3/4	R	10	992602	11-1/2	R	10	992403
10-3/8	R	11	992404	11-5/8	R	11	992603	4-BLADE			
10-3/8	R	12	992405	11-3/8	R	12	992604	10-5/8	R	12	941212
10-3/8	R	13	992406	11-1/8	R	13	992605	10-3/8	R	13	941213
10-3/8	R	14	992407	11-1/4	R	14	992606	10-1/8	R	14	941214
10	R	15	992408					10-1/8	R	15	941215
10	R	16	992409								

Drop-In Hub

115

Use XHS® Hub Kit

STAINLESS STEEL PROPELLERS						
Dia.	Rot.	Pitch	Bld #	OEM Part #	Part #	
10-3/4	R	12	3		993405	
10-1/2	R	13	3		993406	
10-3/8	R	14	3		993407	
10-1/8	R	15	3		993408	

Boat Description/Length	STAINLESS STEEL PROPELLERS					
	Dia.	Rot.	Pitch	Bld #	OEM Part #	Part #
14'-16' - LL	10-1/8	R	13	3		933213
12'-14' - LL	10-1/8	R	15	3		933215

SUZUKI

Mfg. #	Order #	Retail	Mfg. #	Order #	Retail	Mfg. #	Order #	Retail
992501	<b>40219</b>	\$75.00	992406	<b>40213</b>	\$81.00	992402	<b>40207</b>	\$91.00
992502	<b>40220</b>	75.00	992407	<b>40214</b>	81.00	992403	<b>40208</b>	91.00
992503	<b>40221</b>	75.00	992408	<b>40215</b>	81.00	993405	<b>42255</b>	294.00
992504	<b>40222</b>	75.00	992409	<b>40216</b>	81.00	993406	<b>42256</b>	294.00
992505	<b>40223</b>	75.00	992601	<b>40230</b>	86.00	993407	<b>42257</b>	294.00
992506	<b>40224</b>	75.00	992602	<b>40231</b>	86.00	993408	<b>42258</b>	294.00
933013	<b>42120</b>	292.00	992603	<b>40232</b>	86.00	933213	<b>42140</b>	312.00
933015	<b>42122</b>	292.00	992604	<b>40233</b>	86.00	933215	<b>42142</b>	312.00
992404	<b>40211</b>	81.00	992605	<b>40234</b>	86.00	115	<b>40271</b>	37.00
992405	<b>40212</b>	81.00	992606	<b>40235</b>	86.00	121	<b>40277</b>	37.00
			992401	<b>40206</b>	91.00			



60-140 HORSEPOWER • 4-1/4" GEARCASE

Thru Hub Exhaust & 13 Tooth Spline



DF 60 4-Stroke.....1998-2009	DT 85.....1979-2000	DT 115.....1981-2001
DF 70 4-Stroke.....1998-2008	DT 90.....1989-1997	DT 140.....1981-2001
DT 75.....1983-1997	DT 100.....1989-2000	

3-BLADE ALUMINUM					4-BLADE ALUMINUM					Use XHS II <sup>®</sup> Hub Kit  210  Do NOT use Gearcase Adapter Ring supplied with propeller.	STAINLESS STEEL PROPELLERS						Use XHS II <sup>®</sup> Hub Kit  210  Do NOT use Gearcase Adapter Ring supplied with propeller.
Dia.	Rot.	Pitch	Bld #	Part #	Dia.	Rot.	Pitch	Bld #	Part #		Dia.	Rot.	Pitch	Bld #	OEM Part #	Part #	
14	R	11	3	992209	13-7/8	R	11	4	941411								
13-3/4	R	13	3	992212	13-7/8	R	13	4	941413								
13-1/2	R	15	3	992213	13-3/8	R	15	4	941415	13-3/8	R	15	3		993143		
13-1/4	R	17	3	992214	13	R	17	4	941417	13-1/4	R	17	3		993144		
13	R	19	3	992215	12-1/2	R	19	4	941419	13-1/8	R	19	3		993145		
13	R	21	3	992216						13	R	21	3		993146		
ALUMINUM PROPELLERS							STAINLESS STEEL PROPELLERS						Use XHS II <sup>®</sup> Hub Kit  210  Do NOT use Gearcase Adapter Ring supplied with propeller.				
Boat Description/Length	Dia.	Rot.	Pitch	Bld #	OEM Part #	Part #	Dia.	Rot.	Pitch	Bld #	OEM Part #	Part #					
19'-22' - AL, SK	13-1/2	R	15	3	58100-94500-019	061101	13-5/8	R	15	3		933415					
18'-21' - AL, SK	13-1/4	R	17	3	58100-94512-019	061102	13-1/2	R	17	3		933417					
17'-20' - AL, SK	13	R	19	3	58100-94522-019	061103	13-3/8	R	19	3		933419					
15'-18' - AL, SK	13	R	21	3	58100-94532-019	061104	13-1/8	R	21	3		933421					

50-140 HORSEPOWER (4-STROKE) • 4-1/4" GEARCASE

Thru Hub Exhaust & 15 Tooth Spline



DF 50AV 4-Stroke .....2015 & Newer	DF 90 4-Stroke.....2001-2008	DF 115A 4-Stroke.....2013 & Newer
DF 60AV 4-Stroke .....2015 & Newer	DF 90A 4-Stroke.....2009 & Newer	DF 140 4-Stroke .....2002-2012
DF 70A 4-Stroke .....2009 & Newer	DF 100 4-Stroke.....2009 & Newer	DF 140A 4-Stroke.....2013 & Newer
DF 80A 4-Stroke .....2009 & Newer	DF 115 4-Stroke.....2001-2012	

3-BLADE ALUMINUM					4-BLADE ALUMINUM					Use XHS II <sup>®</sup> Hub Kit  225 / 226/ 227  USE Gearcase Adapter Ring supplied with propeller.	STAINLESS STEEL PROPELLERS						Use XHS II <sup>®</sup> Hub Kit  225 / 226 / 227  USE Gearcase Adapter Ring supplied with propeller.
Dia.	Rot.	Pitch	Bld #	Part #	Dia.	Rot.	Pitch	Bld #	Part #		Dia.	Rot.	Pitch	Bld #	OEM Part #	Part #	
14	R	11	3	992209	13-7/8	R	11	4	941411								
13-3/4	R	13	3	992212	13-7/8	R	13	4	941413								
13-1/2	R	15	3	992213	13-3/8	R	15	4	941415	13-3/8	R	15	3		993143		
13-1/4	R	17	3	992214	13	R	17	4	941417	13-1/4	R	17	3		993144		
13	R	19	3	992215	12-1/2	R	19	4	941419	13-1/8	R	19	3		993145		
13	R	21	3	992216						13	R	21	3		993146		
ALUMINUM PROPELLERS							STAINLESS STEEL PROPELLERS						Hub Kit  225 / 226 / 227  USE Gearcase Adapter Ring supplied with propeller.				
Boat Description/Length	Dia.	Rot.	Pitch	Bld #	OEM Part #	Part #	3-BLADE BALLISTIC			Dia.	Rot.	Pitch		Bld #	Part #		
20'-24' - AL, SK	14	R	15	3	58100-90J41-019	061020	Dia.	Rot.	Pitch	Bld #	Part #	13-5/8	R	15	3	933415	
17'-19' - AL, SK	14	R	17	3	58100-90J01-019	061024	13-1/2	R	17	3	933417						
16'-18' - AL, SK	14	R	19	3	58100-90J11-019	061028	13-3/8	R	19	3	933419						
15'-18' - AL, SK	14	R	21	3	58100-90J21-019	061032	13-1/8	R	21	3	933421						

Note: For DF 90 / DF 100 / DF 115 HP 4-Stroke engine applications use XHS II<sup>®</sup> (Drop-In Hub) Kit #225.  
 For DF 115A / DF 140 HP / DF 140A 4-Stroke engine applications use XHS II<sup>®</sup> (Drop-In Hub) Kit #226.  
 For DF 70A / 80A / 90A applications use XHS II<sup>®</sup> (Drop-In Hub) Kit #227.

Mfg. #	Order #	Retail	Mfg. #	Order #	Retail	Mfg. #	Order #	Retail
992209	40322	\$117.00	941419	40358	\$ 129.00	933417	42161	\$ 396.00
992212	40325	117.00	993143	42249	373.00	933419	42162	396.00
992213	40326	117.00	993144	42250	373.00	933421	42163	396.00
992214	40327	117.00	993145	42251	373.00	061020	41586	149.00
992215	40328	117.00	993146	42252	373.00	061024	41587	149.00
992216	40329	117.00	061101	41590	154.00	061028	41588	149.00
941411	40350	129.00	061102	41591	154.00	061032	41589	149.00
941413	40352	129.00	061103	41592	154.00	210	40249	50.00
941415	40354	129.00	061104	41593	154.00	225	40250	50.00
941417	40356	129.00	933415	42160	396.00	226	40252	50.00
						227	40304	50.00

150-300 HORSEPOWER • 4-3/4" GEARCASE

Thru Hub Exhaust & 15 Tooth Spline



DT 150 .....1986-2003	DT 200..... 1986-2000	DF 250 4-StrokeⓄ .....2004 & Newer
DF 150 4-Stroke.....2006 & Newer	DF 200 4-StrokeⓄ .....2004 & Newer	DF 250AP 4-StrokeⓄ .....2014 & Newer
DF 150TG .....2014 & Newer	DT 225..... 1986-2003	DF 300 4-StrokeⓄ .....2007 & Newer
DT 175 .....1987-1992	DF 225 4-StrokeⓄ .....2004 & Newer	DF 300AP 4-StrokeⓄ .....2014 & Newer
DF 175 4-Stroke.....2006 & Newer		
DT 175TG .....2014 & Newer		

Ⓞ Listed propeller diameters are slightly less than original equipment propeller.  
 \*For engines 300 HP or higher, use "High Horsepower Sleeve" (P/N 991372). See Page 43 for more details.

SUZUKI

3-BLADE ALUMINUM					4-BLADE ALUMINUM					Drop-In Hub Use XHS II® Hub Kit <b>204</b>	STD. 3-BLADE				LG DIAMETER 3-BLADE				4-BLADE				Drop-In Hub Use XHS II® Hub Kit <b>204</b>		
Dia.	Rot.	Pitch	Bld #	Part #	Dia.	Rot.	Pitch	Bld #	Part #		Dia.	Rot.	Pitch	Part #	Dia.	Rot.	Pitch	Part #	Dia.	Rot.	Pitch	Part #			
16	R	13	3	992001							14-3/8	R	15	993042											
15-1/4	R	15	3	992002																					
16	R	16	3	931516																					
15	R	17	3	992003	15	R	16	4	992202	14-1/4	R	17	993043	15-1/2	R	17	993023	14-5/8	R	16	993203				
14-1/2	R	19	3	992004	14-1/2	R	18	4	992203	14-1/8	R	19	993044	15-1/4	R	19	993024	14-3/8	R	18	993204				
14-1/4	R	21	3	992005	14	R	20	4	992204	14	R	21	993045	14-3/4	R	21	993025	14-1/8	R	20	993205				
14	R	23	3	992006						13-7/8	R	23	993046	14-5/8	R	23	993026	14	R	22	993206				
STAINLESS STEEL PROPELLERS																									
3-BLADE BALLISTIC																									
										Dia.	Rot.	Pitch	Bld #	Part #											
										14-7/8	R	15	3	X 933515											
										14-3/4	R	17	3	X 933517											
										14-1/2	R	19	3	X 933519											
										14-3/8	R	21	3	X 933521											
										14-1/4	R	23	3	X 933523											
X May interfere with trim tab.																									

6-8 HORSEPOWER

Thru Hub Exhaust & 7 Tooth Spline • Replaces Yamaha® "N" Series Propellers



6 HP 2-Stroke.....1986-2000	8 HP 2-Stroke ..... 1986-2009	F9.9 4-Stroke .....2008 & Newer
F6 4-Stroke.....2001-2010	F8 4-Stroke.....2001 & Newer	

YAMAHA

Boat Description/Length	ALUMINUM PROPELLERS						Part #	Rubber Hub Bushing
	Dia.	Rot.	Pitch	Bld #	OEM Part #	Part #		
General Usage	8-1/2	R	7-1/2	3	6G1-45943-00-EL	102002		

8 HORSEPOWER

Non-Thru Hub Exhaust & Pin Drive



8 HP.....1976-1983
--------------------

Boat Description/Length	ALUMINUM PROPELLERS						Part #	Rubber Hub Bushing
	Dia.	Rot.	Pitch	Bld #	OEM Part #	Part #		
14' -16' - AL	8-1/4	R	8	3		012008		



Mfg. #	Order #	Retail	Mfg. #	Order #	Retail	Mfg. #	Order #	Retail
992001	<b>40260</b>	\$127.00	993043	<b>42237</b>	\$401.00	993205	<b>42245</b>	\$427.00
992002	<b>40261</b>	127.00	993044	<b>42238</b>	401.00	993206	<b>42246</b>	427.00
992003	<b>40262</b>	127.00	993045	<b>42239</b>	401.00	933515	<b>42171</b>	426.00
992004	<b>40263</b>	127.00	993046	<b>42240</b>	401.00	933517	<b>42172</b>	426.00
992005	<b>40264</b>	127.00	993023	<b>42231</b>	418.00	933519	<b>42173</b>	426.00
992006	<b>40265</b>	127.00	993024	<b>42232</b>	418.00	933521	<b>42174</b>	426.00
992202	<b>40257</b>	145.00	993025	<b>42233</b>	418.00	933523	<b>42175</b>	426.00
992203	<b>40258</b>	145.00	993026	<b>42234</b>	418.00	102002	<b>41846</b>	117.00
992204	<b>40259</b>	145.00	993203	<b>42243</b>	427.00	012008	<b>41014</b>	102.00
993042	<b>42236</b>	401.00	993204	<b>42244</b>	427.00	204	<b>40242</b>	50.00

**9.9-20 HORSEPOWER • 2-1/2" GEARCASE**

Thru Hub Exhaust & 8 Tooth Spline • Replaces Yamaha® "J" Series Propellers



9.9 HP 2-Stroke.....1984-2009	15 HP 2-Stroke..... 1984-2009	F15 C.....2007 & Newer
F9.9 4-Stroke.....2000-2007	F15 4-Stroke..... 1998 & Newer	F20 4-Stroke.....2007 & Newer

Boat Description/Length	ALUMINUM PROPELLERS					
	Dia.	Rot.	Pitch	Bld #	OEM Part #	Part #
13'-17' - HL	9-1/4	R	8	3	63V-45947-00-00	102003
12'-15' - AL	9-1/4	R	9	3	63V-45945-10-00	102004
12'-15' - AL	9-1/4	R	10-1/2	3	683-45943-00-00	102005



102003

Rubber  
Hub  
Bushing

**15-28 HORSEPOWER**

Non-Thru Hub Exhaust & Pin Drive



15A & W15 HP.....1976-1983	25 HP 2 Cyl..... 1977-1979	28 HP..... 1976-1978
20 HP.....1976-1978		

Boat Description/Length	ALUMINUM PROPELLERS					
	Dia.	Rot.	Pitch	Bld #	OEM Part #	Part #
12'-14' - HL	9	R	9	3		012109
12'-14' - HL	9	R	10	3	651-45947-00-36	012011
12'-14' - AL	9-1/4	R	11	3	653-45941-01-36	012013



012011

Rubber  
Hub  
Bushing

**20-30 HORSEPOWER • 3" GEARCASE**

Thru Hub Exhaust & 10 Tooth Spline • Replaces Yamaha® "F" Series Propellers • **1** MUST use Gearcase Adapter Ring supplied with propeller.



20 HP.....1996-1997	F25 4-Stroke..... 1998-2006; 2010 & Newer	30 HP..... 1983-2002
25 HP.....1980 & Newer		

Boat Description/Length	ALUMINUM PROPELLERS					
	Dia.	Rot.	Pitch	Bld #	OEM Part #	Part #
16'-18' - AL	10-1/2	R	9	3		992501
14'-17' - AL	10-1/2	R	10	3		992502
14'-17' - AL	10-1/2	R	11	3		992503
13'-16' - LL	10-1/8	R	12	3		992504
13'-16' - LL	10-1/8	R	13	3		992505
13'-16' - LL	10-1/8	R	14	3		992506

Use XHS®  
Hub Kit

**123**

**1**  
MUST USE  
GEARCASE  
ADAPTER RING  
SUPPLIED WITH  
PROPELLER.



991244  
Gearcase Adapter Rings

992504  
Vortex® XHS®  
Aluminum Propeller

Boat Description/Length	ALUMINUM PROPELLERS					
	Dia.	Rot.	Pitch	Bld #	OEM Part #	Part #
16'-18' - AL	9-7/8	R	9	3	664-45941-01-00	022001
14'-17' - AL	9-7/8	R	10-1/2	3	664-45945-00-00	022002
13'-16' - LL	9-7/8	R	12	3	664-45954-01-00	022003
13'-16' - LL						
13'-16' - LL						

Rubber  
Hub  
Bushing

**STAINLESS STEEL PROPELLERS**

Dia.	Rot.	Pitch	Bld #	OEM Part #	Part #
10-1/8	R	13	3		X 933013
10-1/8	R	15	3		X 933015

Use XHS®  
Hub Kit

**123**

**1**  
MUST USE  
GEARCASE  
ADAPTER RING  
SUPPLIED WITH  
PROPELLER.

X May interfere with trim tab.

Mfg. #	<b>Order #</b>	Retail	Mfg. #	<b>Order #</b>	Retail	Mfg. #	<b>Order #</b>	Retail
102003	<b>41847</b>	\$124.00	992501	<b>40219</b>	\$75.00	022001	<b>41289</b>	\$123.00
102004	<b>41848</b>	124.00	992502	<b>40220</b>	75.00	022002	<b>41290</b>	123.00
102005	<b>41849</b>	124.00	992503	<b>40221</b>	75.00	022003	<b>41292</b>	123.00
012109	<b>41028</b>	110.00	992504	<b>40222</b>	75.00	933013	<b>42120</b>	292.00
012011	<b>41022</b>	110.00	992505	<b>40223</b>	75.00	933015	<b>42122</b>	292.00
012013	<b>41026</b>	110.00	992506	<b>40224</b>	75.00	123	<b>40279</b>	37.00



**25-60 HORSEPOWER • 3-1/2" GEARCASE**

Thru Hub Exhaust & 13 Tooth Spline • Replaces Yamaha® "G" Series Propellers

T25 HP.....	2010 & Newer	48 HP.....	1995-2000	55 HP.....	1976-1995
F30 4-Stroke.....	2001-2005	50 HP (Not T50).....	1984 & Newer	60 HP.....	1976-1991
40 HP (Includes 40C).....	1984 & Newer	F50 4-Stroke.....	1995 & Newer	F60 4-Stroke.....	1999 & Newer
F40 4-Stroke.....	1999 & Newer				

ALUMINUM PROPELLERS										Drop-In Hub Use XHS® Hub Kit <b>117</b>	STAINLESS STEEL PROPELLERS						Drop-In Hub Use XHS® Hub Kit <b>117</b>		
3-BLADE				LG. 3-BLADE				4-BLADE				STAINLESS STEEL PROPELLERS							
Dia.	Rot.	Pitch	Part #	Dia.	Rot.	Pitch	Part #	Dia.	Rot.		Pitch	Part #	Dia.	Rot.	Pitch	Bld #		OEM Part #	Part #
10-3/8	R	11	992404	12-1/4	R	9	992601	11-1/2	R		8	992401							
10-3/8	R	12	992405	11-3/4	R	10	992602	11-1/2	R	9	992402								
10-3/8	R	13	992406	11-5/8	R	11	992603	11-1/2	R	10	992403	10-3/4	R	12	3	MAR-GYT3B-03-12	993405		
10-3/8	R	14	992407	11-3/8	R	12	992604	4-BLADE				10-1/2	R	13	3	MAR-GYT3B-03-13	993406		
10	R	15	992408	11-1/8	R	13	992605	10-5/8	R	12	941212	10-3/8	R	14	3	MAR-GYT3B-03-14	993407		
10	R	16	992409	11-1/4	R	14	992606	10-3/8	R	13	941213	10-1/8	R	15	3	MAR-GYT3B-03-15	993408		
Boat Description/Length																			
14'-16' - AL, SK																			
12'-14' - LL																			
										Dia. Rot. Pitch Bld # OEM Part # Part #									
										10-1/8 R 13 3 933213									
										10-1/8 R 15 3 933215									

**50-130 HORSEPOWER • 4-1/4" GEARCASE**

Thru Hub Exhaust & 15 Tooth Spline • Replaces Yamaha® "K" Series Propellers



T50 HP.....	1996 & Newer	75 HP (Includes C75/E75/P75).....	1994-1999	90 HP (Includes C90).....	1984 & Newer
T60 HP.....	2003 & Newer	80 HP.....	1997	F100 4-Stroke.....	1999-2002
60 HP (Includes C60/E60/P60).....	1992-2005	F80 4-Stroke.....	1999-2002	F115 4-Stroke.....	2000 & Newer
F70 4-Stroke.....	2010 & Newer	85 HP.....	1991-1997	115 HP (Includes C115/P115).....	1984 & Newer
70 HP.....	1984 & Newer	F90 4-Stroke.....	1999 & Newer	130 HP.....	1984-2003
F75 4-Stroke.....	2003 & Newer	<b>X Trim Tab 6E5-45371-10-00 is required when using stainless steel propellers on Yamaha engines, 50-130 HP.</b>			

3-BLADE ALUMINUM					4-BLADE ALUMINUM					Use XHS II® Hub Kit <b>203 / 208</b> USE Gearcase Adapter Ring supplied with propeller.	STAINLESS STEEL PROPELLERS						Use XHS II® Hub Kit <b>203 / 208</b> USE Gearcase Adapter Ring supplied with propeller.
Dia.	Rot.	Pitch	Bld #	Part #	Dia.	Rot.	Pitch	Bld #	Part #		Dia.	Rot.	Pitch	Bld #	OEM Part #	Part #	
14	R	11	3	992209	13-7/8	R	11	4	941411								
13-3/4	R	13	3	992212	13-7/8	R	13	4	941413								
13-1/2	R	15	3	992213	13-3/8	R	15	4	941415	13-3/8	R	15	3		X 993143		
13-1/4	R	17	3	992214	13	R	17	4	941417	13-1/4	R	17	3	688-45930-02-00	X 993144		
13	R	19	3	992215	12-1/2	R	19	4	941419	13-1/8	R	19	3	688-45970-03-00	X 993145		
13	R	21	3	992216						13	R	21	3	688-45972-02-00	X 993146		
ALUMINUM PROPELLERS										STAINLESS STEEL PROPELLERS							
Boat Description/Length										3-BLADE BALLISTIC			3-BLADE BALLISTIC XL				
Dia.	Rot.	Pitch	Bld #	OEM Part #	Part #	Dia.	Rot.	Pitch	Bld #	Part #	Dia.	Rot.	Pitch	Bld #	Part #		
25' & Up- AL					101136												
22'-25' - AL					101131												
20'-24' - AL											13-5/8	R	15	3	933415		
17'-19' - AL											13-1/2	R	17	3	933417		
16'-18' - AL											13-3/8	R	19	3	933419		
15'-18' - AL											13-1/8	R	21	3	X 933421		

X May interfere with trim tab.

Note: For 115 HP, F115 (4-Stroke), and 130 HP engine applications use XHS II® (Drop-In Hub) Kit #203.  
For all other engine applications use XHS II® (Drop-In Hub) Kit #208.

Mfg. #	Order #	Retail	Mfg. #	Order #	Retail	Mfg. #	Order #	Retail	Mfg. #	Order #	Retail
992404	<b>40211</b>	\$81.00	992401	<b>40206</b>	\$ 91.00	992213	<b>40326</b>	\$117.00	993145	<b>42251</b>	\$373.00
992405	<b>40212</b>	81.00	992402	<b>40207</b>	91.00	992214	<b>40327</b>	117.00	993146	<b>42252</b>	373.00
992406	<b>40213</b>	81.00	992403	<b>40208</b>	91.00	992215	<b>40328</b>	117.00	101136	<b>41825</b>	147.00
992407	<b>40214</b>	81.00	993405	<b>42255</b>	294.00	992216	<b>40329</b>	117.00	101131	<b>41817</b>	147.00
992408	<b>40215</b>	81.00	993406	<b>42256</b>	294.00	941411	<b>40350</b>	129.00	933415	<b>42160</b>	396.00
992409	<b>40216</b>	81.00	993407	<b>42257</b>	294.00	941413	<b>40352</b>	129.00	933417	<b>42161</b>	396.00
992601	<b>40230</b>	86.00	993408	<b>42258</b>	294.00	941415	<b>40354</b>	129.00	933419	<b>42162</b>	396.00
992602	<b>40231</b>	86.00	933213	<b>42140</b>	312.00	941417	<b>40356</b>	129.00	933421	<b>42163</b>	396.00
992603	<b>40232</b>	86.00	933215	<b>42142</b>	312.00	941419	<b>40358</b>	129.00	117	<b>40273</b>	37.00
992604	<b>40233</b>	86.00	992209	<b>40322</b>	117.00	993143	<b>42249</b>	373.00	203	<b>40241</b>	50.00
992605	<b>40234</b>	86.00	992212	<b>40325</b>	117.00	993144	<b>42250</b>	373.00	208	<b>40247</b>	50.00
992606	<b>40235</b>	86.00									

**80-140 HORSEPOWER**  
Thru Hub Exhaust & 15 Tooth Spline



80 HP.....1977-1983      90 & 115 HP..... 1978-1983      140 HP..... 1978-1979

See Mercury® 40-140 HP Product Offering.

**150-175 HORSEPOWER**  
Thru Hub Exhaust & 15 Tooth Spline



150 HP.....1979-1983      175 HP..... 1978-1979

See Mercury® V-6 Product Offering.

**150-300 HORSEPOWER • 4-3/4" GEARCASE**

Thru Hub Exhaust & 15 Tooth Spline • Replaces Yamaha® "M" or "T" Series Propellers



150 HP..... 1986 & Newer	220 HP (Special) ..... 1984-1985	F250 4-Stroke .....2002 & Newer
F150 4-Stroke..... 2004 & Newer	225 HP (Excel) ..... 1987-1988	VF250 V MAX® SHO .....2010 & Newer
175 HP..... 1984 & Newer	225 HP..... 1986 & Newer	F250 Offshore.....2010 & Newer
F175 4-Stroke..... 2014 & Newer	F225 4-Stroke..... 2002 & Newer	<b>300 HP ..... 2004-2007</b>
200 HP..... 1984 & Newer	VF225 V MAX® SHO .....2010 & Newer	<b>F300 Offshore.....2010 &amp; Newer</b>
200 HP V MAX®.....2001	F225 Offshore ..... 2010 & Newer	
F200 4-Stroke..... 2002 & Newer	250 HP..... 1990 & Newer	
VF200 V MAX® SHO..... 2010 & Newer	250 HP V MAX® .....2001	

\*For engines 300 HP or higher, use "High Horsepower Sleeve" (P/N 991372). See Page 43 for more details.

3-BLADE ALUMINUM					4-BLADE ALUMINUM					Drop-In Hub Use XHS II® Hub Kit <b>203</b>	STD. 3-BLADE				LG DIAMETER 3-BLADE				4-BLADE				Drop-In Hub Use XHS II® Hub Kit <b>203</b>		
Dia.	Rot.	Pitch	Bld #	Part #	Dia.	Rot.	Pitch	Bld #	Part #		Dia.	Rot.	Pitch	Part #	Dia.	Rot.	Pitch	Part #	Dia.	Rot.	Pitch	Part #			
16	R	13	3	992001							14-3/8	R	15	993042											
15-1/4	R	15	3	992002																					
16	R	16	3	931516																					
15	R	17	3	992003	15	R	16	4	992202	14-1/4	R	17	993043	15-1/2	R	17	993023	14-5/8	R	16	993203				
14-1/2	R	19	3	992004	14-1/2	R	18	4	992203	14-1/8	R	19	993044	15-1/4	R	19	993024	14-3/8	R	18	993204				
14-1/4	R	21	3	992005	14	R	20	4	992204	14	R	21	993045	14-3/4	R	21	993025	14-1/8	R	20	993205				
14	R	23	3	992006						13-7/8	R	23	993046	14-5/8	R	23	993026	14	R	22	993206				
										<b>STAINLESS STEEL PROPELLERS</b>															
										<b>3-BLADE BALLISTIC</b>															
Boat Description/ Length										Dia.	Rot.	Pitch	Bld #	Part #											
20'-22' - AL, SK										14-7/8	R	15	3	933515											
19'-21' - AL, SK										14-3/4	R	17	3	933517											
18'-20' - AL, SK										14-1/2	R	19	3	933519											
18'-20' - AL, SK										14-3/8	R	21	3	933521											
Up to 18' - AL, SK										14-1/4	R	23	3	933523											

Mfg. #	Order #	Retail	Mfg. #	Order #	Retail	Mfg. #	Order #	Retail
992001	<b>40260</b>	\$127.00	993042	<b>42236</b>	\$401.00	993203	<b>42243</b>	\$427.00
992002	<b>40261</b>	127.00	993043	<b>42237</b>	401.00	993204	<b>42244</b>	427.00
992003	<b>40262</b>	127.00	993044	<b>42238</b>	401.00	993205	<b>42245</b>	427.00
992004	<b>40263</b>	127.00	993045	<b>42239</b>	401.00	993206	<b>42246</b>	427.00
992005	<b>40264</b>	127.00	993046	<b>42240</b>	401.00	933515	<b>42171</b>	426.00
992006	<b>40265</b>	127.00	993023	<b>42231</b>	418.00	933517	<b>42172</b>	426.00
992202	<b>40257</b>	145.00	993024	<b>42232</b>	418.00	933519	<b>42173</b>	426.00
992203	<b>40258</b>	145.00	993025	<b>42233</b>	418.00	933521	<b>42174</b>	426.00
992204	<b>40259</b>	145.00	993026	<b>42234</b>	418.00	933523	<b>42175</b>	426.00
						203	<b>40241</b>	50.00

**MERCURISER®, ALPHA ONE™, BRAVO ONE™ • 4-3/4" GEARCASE**  
Thru Hub Exhaust & 15 Tooth Spline



MODELS 1A, 1B, 1C..... Thru 1982	Alpha One™	All Years	Bravo One™ (Bravo One™ & Bravo One™ X Drives only)
MODELS 120, 140, 145 DTS..... Thru 1982	2.5L - 5.7L Alpha One™	All Years	320 EFI, 350, 377 .....All Years
MODELS 165, 228, 470, 485, 888, 898... Thru 1982	6.2L MPI Alpha One™	All Years	5.0L - 7.4L Bravo One™.....All Years
MODELS 225S, 233, 255TRS..... Thru 1982	262, 350, 454 Magnum	All Years	D2.8L - D7.3L (Diesel).....All Years
MODELS 260, 280TRS, 330TRS ..... Thru 1982	320 EFI Alpha One™	All Years	
120-190 HP Mercruiser®.....1983-1985			
200-260 HP Mercruiser®.....1983-1985			

**\*For engines 300 HP or higher, use "High Horsepower Sleeve" (P/N 991372). See Page 43 for more details.**

3-BLADE ALUMINUM					4-BLADE ALUMINUM					Drop-In Hub Use XHS II® Hub Kit <b>202</b>	STD. 3-BLADE				LG. 3-BLADE				4-BLADE				Drop-In Hub Use XHS II® Hub Kit <b>202</b>							
Dia.	Rot.	Pitch	Bld #	Part #	Dia.	Rot.	Pitch	Part #	Dia.		Rot.	Pitch	Part #	Dia.	Rot.	Pitch	Part #	Dia.	Rot.	Pitch	Part #									
16	R	13	3	992001																										
15-1/4	R	15	3	992002					14-3/8	R	15	X 993042																		
16	R	16	3	931516																										
15	R	17	3	992003	15	R	16	4 992202	14-1/4	R	17	X 993043	15-1/2	R	17	∅993023	14-5/8	R	16	X 993203										
14-1/2	R	19	3	992004	14-1/2	R	18	4 992203	14-1/8	R	19	X 993044	15-1/4	R	19	∅993024	14-3/8	R	18	X 993204										
14-1/4	R	21	3	992005	14	R	20	4 X 992204	14	R	21	∅993045	14-3/4	R	21	∅993025	14-1/8	R	20	X 993205										
14	R	23	3	992006					13-7/8	R	23	∅993046	14-5/8	R	23	∅993026	14	R	22	X 993206										
<b>STAINLESS STEEL PROPELLERS</b>																														
<b>3-BLADE BALLISTIC</b>																														
Boat Description/Length										Dia.				Rot.				Pitch				Bld #				Part #				Drop-In Hub Use XHS II® Hub Kit <b>202</b>
21'-24' - AL										14-7/8				R				15				3 X 933515								
19'-23' - AL, SK										14-3/4				R				17				3 X 933517								
18'-22' - AL, SK										14-1/2				R				19				3 X 933519								
18'-20' - AL, SK										14-3/8				R				21				3 X 933521								
17'-20' - AL, SK										14-1/4				R				23				3 X 933523								
<b>ALUMINUM PROPELLERS</b>										<b>Rubber Hub Bushing</b> fwd washer 12-835467 aft washer 12-31211A3 tab washer 14-816629 MWC Kit 990312 or 9661-1 or																				
Boat Description/Length					Dia. Rot. Pitch Bld# OEM Part No. Part No.																									
Up to 18' - (43-65 MPH)					13-3/8 R 25 3 AL 48-78126A40 031067																									

**BRAVO ONE™ • OVER 365 HP • (SOLID HUB) • 4-3/4" GEARCASE**  
Thru Hub Exhaust & 15 Tooth Spline



454 Magnum (385 HP) ..... 1995 & Newer	496 Magnum H.O. (425 HP).....All Years	450 HP .....1995
496 Magnum (375 HP) .....All Years	502 Magnum (390-415 HP)..... 1990 & Newer	465 HP ..... 1991 & 1994

	STD. 3-BLADE				LG DIAMETER 3-BLADE				4-BLADE				Drop-In Hub Use XHS II® Hub Kit <b>202SH</b>			
	Dia.	Rot.	Pitch	Part #	Dia.	Rot.	Pitch	Part #	Dia.	Rot.	Pitch	Part #				
	14-3/8	R	15	X 993042												
	14-1/4	R	17	X 993043	15-1/2	R	17	∅993023	14-5/8	R	16	X 993203				
	14-1/8	R	19	X 993044	15-1/4	R	19	∅993024	14-3/8	R	18	X 993204				
	14	R	21	∅993045	14-3/4	R	21	∅993025	14-1/8	R	20	X 993205				
	13-7/8	R	23	∅993046	14-5/8	R	23	∅993026	14	R	22	X 993206				
<b>STAINLESS STEEL PROPELLERS</b>																
<b>3-BLADE BALLISTIC</b>																
Dia. Rot. Pitch Bld # Part #															Drop-In Hub Use XHS II® Hub Kit <b>202SH</b>	
14-7/8 R 15 3 X 933515																
14-3/4 R 17 3 X 933517																
14-1/2 R 19 3 X 933519																
14-3/8 R 21 3 X 933521																
14-1/4 R 23 3 X 933523																



Apollo® XHS®  
Stainless Steel Propeller

Mfg. #	Order #	Retail	Mfg. #	Order #	Retail	Mfg. #	Order #	Retail	Mfg. #	Order #	Retail
992001	40260	\$127.00	992204	40259	\$145.00	993024	42232	\$418.00	933515	42171	\$426.00
992002	40261	127.00	993042	42236	401.00	993025	42233	418.00	933517	42172	426.00
992003	40262	127.00	993043	42237	401.00	993026	42234	418.00	933519	42173	426.00
992004	40263	127.00	993044	42238	401.00	993203	42243	427.00	933521	42174	426.00
992005	40264	127.00	993045	42239	401.00	993204	42244	427.00	933523	42175	426.00
992006	40265	127.00	993046	42240	401.00	993205	42245	427.00	031067	41327	175.00
992202	40257	145.00	993023	42231	418.00	993206	42246	427.00	202	40240	50.00
992203	40258	145.00									

MERCUISER THRU 1982 • 110-330 HORSEPOWER



MODELS 1A, 1B, 1C, 120, 140, 145DTS & 165
MODELS 228, 470, 485, 888, 225S, 233, 255TRS, 260, 280TRS & 330TRS

Table with columns: BOAT DESCRIPTION/LENGTH, STAINLESS STEEL PROPS (Dia., Rot., Pitch, Bld#, Mat'l, OEM Part No., Part No.), Rubber Hub Bushing

STERNDRIVES

SEA DRIVE® 1982 & NEWER • 4-1/4" GEARCASE



1.6 L V-4 ..... 1982 & Newer 1.8 L V-4..... 1987 & Newer
For twin installations increase pitch 2".

Table with columns: Boat Description/Length, ALUMINUM PROPELLERS, STAINLESS STEEL PROPELLERS, Rubber Hub Bushing

OMC® - OUTBOARD MARINE

STERNDRIVES

MODEL 400, COBRA® • 4-1/4" GEARCASE



Model 400 Cobra®
2.3 L (120 HP) ..... Thru 1991 2.3 L (128 HP)..... 1988-1991
2.5 L (120 HP) .....1978-1984 2.5 L (120 HP)..... 1985-1987
3.0 L (140 HP) ..... Thru 1989 3.0 L (140 HP)..... 1985-1987

Large table with columns: 3-BLADE ALUMINUM, 4-BLADE ALUMINUM, STAINLESS STEEL PROPELLERS, Use XHS II° Hub Kit, Rubber Hub Bushing, Use XHS II° Hub Kit

Table with columns: Mfg. #, Order #, Retail

Table with columns: Mfg. #, Order #, Retail

Table with columns: Mfg. #, Order #, Retail

**SEA DRIVE® 1982 & NEWER • 4-1/4" GEARCASE**



Thru Hub Exhaust & 13 Tooth Spline

1.6 L V-4 ..... 1982 & Newer      1.8 L V-4..... 1987 & Newer  
 For twin installations increase pitch 2".

Boat Description/Length	ALUMINUM PROPELLERS						Rubber Hub Bushing
	Dia.	Rot.	Pitch	Bld #	OEM Part #	Part #	
15'-17' - AL, SK	14	R	17	3	763463	011024	
14'-16' - AL, SK	14	R	19	3	763464	011025	

**MODEL 800, KING COBRA®, COBRA®, SEA DRIVE® • 4-3/4" GEARCASE**



Thru Hub Exhaust & 15 Tooth Spline

3.0 L ..... 1990-1993      5.0 L ..... 1978-1993      7.4 L ..... 1990-1993  
 3.2 L (Diesel) ..... 1992-1993      5.7 L ..... 1978-1993      7.5 L ..... 1987-1990  
 3.8 L ..... 1978-1985      5.8 L (Cobra®) ..... 1989-1993      8.2 L ..... 1992-1993  
 4.3 L ..... 1985-1993      5.8 L (King Cobra®) ..... 1992-1994      Sea Drive® 2.0 L - 4.0 L ..... All Years

Includes H.O. and EFI Models

Note: For SX Drive, see Volvo Penta section

3-BLADE ALUMINUM					4-BLADE ALUMINUM					Drop-In Hub	STD. 3-BLADE				LG 3-BLADE				4-BLADE				Drop-In Hub
Dia.	Rot.	Pitch	Bld #	Part #	Dia.	Rot.	Pitch	Bld #	Part #		Dia.	Rot.	Pitch	Part #	Dia.	Rot.	Pitch	Part #	Dia.	Rot.	Pitch	Part #	
16	R	13	3	992001																			
15-1/4	R	15	3	992002						14-3/8	R	15	993042										
16	R	16	3	931516																			
15	R	17	3	992003	15	R	16	4	992202	14-1/4	R	17	993043	15-1/2	R	17	993023	14-5/8	R	16	993203		
14-1/2	R	19	3	992004	14-1/2	R	18	4	992203	14-1/8	R	19	993044	15-1/4	R	19	993024	14-3/8	R	18	993204		
14-1/4	R	21	3	992005	14	R	20	4	992204	14	R	21	993045	14-3/4	R	21	993025	14-1/8	R	20	993205		
14	R	23	3	992006						13-7/8	R	23	993046	14-5/8	R	23	993026	14	R	22	993206		

Use XHS II® Hub Kit 200 / 201

Note: For engine applications 1976-1990 use XHS II® (Drop-In Hub) Kit #201.  
 For engine applications 1991 & Newer use XHS II® (Drop-In Hub) Kit #200.

**MODEL 14 LARGE GEARCASE 1967-1977**



Non-Thru Hub Exhaust & Pin Drive

Suggestion: For twin installation increase pitch 2".  
 HP Range: 100-245

Boat Description/Length	ALUMINUM PROPELLERS						Rubber Hub Bushing
	Dia.	Rot.	Pitch	Bld #	OEM Part #	Part #	
HP Range: 100-245	14	R	14	3	381185	012091	
HP Range: 100-245	14	R	16	3	381186	012092	



012091

Mfg. #	Order #	Retail	Mfg. #	Order #	Retail	Mfg. #	Order #	Retail
011024	41141	\$169.00	993042	42236	\$401.00	993205	42245	\$427.00
011025	41144	169.00	993043	42237	401.00	993206	42246	427.00
992001	40260	127.00	993044	42238	401.00	011016	41177	171.00
992002	40261	127.00	993045	42239	401.00	933515	42171	426.00
992003	40262	127.00	993046	42240	401.00	933517	42172	426.00
992004	40263	127.00	993023	42231	418.00	933519	42173	426.00
992005	40264	127.00	993024	42232	418.00	933521	42174	426.00
992006	40265	127.00	993025	42233	418.00	933523	42175	426.00
992202	40257	145.00	993026	42234	418.00	012091	41600	275.00
992203	40258	145.00	993203	42243	427.00	012092	41602	275.00
992204	40259	145.00	993204	42244	427.00	200	40238	50.00
						201	40239	50.00

STERNDRIVES



**SX COBRA™, VOLVO PENTA SX • 4-3/4" GEARCASE**  
Thru Hub Exhaust & 19 Tooth Spline



3.0 L..... 1994 & Newer	5.7 L..... 1994 & Newer	7.4 L..... 1997 & Newer
4.3 L..... 1994 & Newer	5.8 L..... 1994-1997	8.2 L..... 1997
5.0 L..... 1994 & Newer		

3-BLADE ALUMINUM					4-BLADE ALUMINUM					Drop-In Hub Use XHS II® Hub Kit <b>205</b>	STD. 3-BLADE				LG 3-BLADE				4-BLADE				Drop-In Hub Use XHS II® Hub Kit <b>205</b>		
Dia.	Rot.	Pitch	Bld #	Part #	Dia.	Rot.	Pitch	Bld #	Part #		Dia.	Rot.	Pitch	Part #	Dia.	Rot.	Pitch	Part #	Dia.	Rot.	Pitch	Part #			
16	R	13	3	992001																					
15-1/4	R	15	3	992002						14-3/8	R	15	993042												
16	R	16	3	931516																					
15	R	17	3	992003	15	R	16	4	992202	14-1/4	R	17	993043	15-1/2	R	17	993023	14-5/8	R	16	993203				
14-1/2	R	19	3	992004	14-1/2	R	18	4	992203	14-1/8	R	19	993044	15-1/4	R	19	993024	14-3/8	R	18	993204				
14-1/4	R	21	3	992005	14	R	20	4	992204	14	R	21	993045	14-3/4	R	21	993025	14-1/8	R	20	993205				
14	R	23	3	992006						13-7/8	R	23	993046	14-5/8	R	23	993026	14	R	22	993206				

Boat Description/ Length	STAINLESS STEEL PROPELLERS						Drop-In Hub Use XHS II® Hub Kit <b>205</b>
	Dia.	Rot.	Pitch	Bld #	OEM Part #	Part #	
24'-25' (26-36 MPH)	14-7/8	R	15	3		933515	
22'-27' (34-44 MPH)	14-3/4	R	17	3		933517	
19'-25' (39-50 MPH)	14-1/2	R	19	3		933519	
17'-22' (39-50 MPH)	14-3/8	R	21	3		933521	
17'-20' (44-57 MPH)	14-1/4	R	23	3		933523	

<p><b>Long Hub Propellers</b> 270-290 with Drilled Prop Shaft Nearest Michigan Match™ OEM Equivalent</p>	<b>Dia. x Pitch</b>	<b>Rot.</b>	<b>Blade #</b>	<b>Part No.</b>	
	14 x 19	RH	3	Mat'l	Michigan
				SS	<b>084008</b>

STERNDRIVES

**YAMAHA STERNDRIVES • 4-3/4" GEARCASE**  
Thru Hub Exhaust & 15 Tooth Spline



3.0 L (130 HP) EST/PSR ..... 1989-1993	5.0 L (205 HP) EST/PSR/YEMS ..... 1989-1993	7.4 L (300 HP*) Hydra Drive EST ..... 1992-1993
4.3 L (205 HP) EST/PSR/YEMS ..... 1989-1993	5.7 L (260 HP) EST/PSR/YEMS ..... 1989-1993	*For engines 300 HP or higher, use "High Horsepower Sleeve" (P/N 991372).

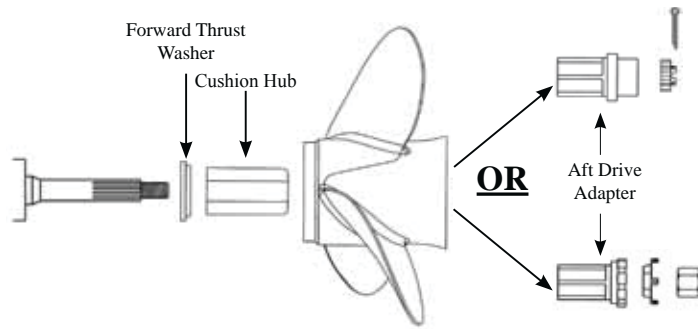
  

3-BLADE ALUMINUM					4-BLADE ALUMINUM					Drop-In Hub Use XHS II® Hub Kit <b>203</b>	STD. 3-BLADE				LG DIAMETER 3-BLADE				4-BLADE				Drop-In Hub Use XHS II® Hub Kit <b>203</b>		
Dia.	Rot.	Pitch	Bld #	Part #	Dia.	Rot.	Pitch	Bld #	Part #		Dia.	Rot.	Pitch	Part #	Dia.	Rot.	Pitch	Part #	Dia.	Rot.	Pitch	Part #			
16	R	13	3	992001																					
15-1/4	R	15	3	992002						14-3/8	R	15	993042												
16	R	16	3	931516																					
15	R	17	3	992003	15	R	16	4	992202	14-1/4	R	17	993043	15-1/2	R	17	993023	14-5/8	R	16	993203				
14-1/2	R	19	3	992004	14-1/2	R	18	4	992203	14-1/8	R	19	993044	15-1/4	R	19	993024	14-3/8	R	18	993204				
14-1/4	R	21	3	992005	14	R	20	4	992204	14	R	21	993045	14-3/4	R	21	993025	14-1/8	R	20	993205				
14	R	23	3	992006						13-7/8	R	23	993046	14-5/8	R	23	993026	14	R	22	993206				

Boat Description/ Length	STAINLESS STEEL PROPELLERS						Drop-In Hub Use XHS II® Hub Kit <b>203</b>
	Dia.	Rot.	Pitch	Bld #	OEM Part #	Part #	
21'-26' (18-31 MPH)	14-7/8	R	15	3		933515	
19'-23' (27-37 MPH)	14-3/4	R	17	3		933517	
17'-21' (33-42 MPH)	14-1/2	R	19	3		933519	
18'-19' (37-46 MPH)	14-3/8	R	21	3		933521	
17'-19' (39-48 MPH)	14-1/4	R	23	3		933523	

Mfg. #	Order #	Retail	Mfg. #	Order #	Retail	Mfg. #	Order #	Retail	Mfg. #	Order #	Retail
992001	<b>40260</b>	\$127.00	992203	<b>40258</b>	\$145.00	993023	<b>42231</b>	\$418.00	933515	<b>42171</b>	\$426.00
992002	<b>40261</b>	127.00	992204	<b>40259</b>	145.00	993024	<b>42232</b>	418.00	933517	<b>42172</b>	426.00
992003	<b>40262</b>	127.00	993042	<b>42236</b>	401.00	993025	<b>42233</b>	418.00	933519	<b>42173</b>	426.00
992004	<b>40263</b>	127.00	993043	<b>42237</b>	401.00	993026	<b>42234</b>	418.00	933521	<b>42174</b>	426.00
992005	<b>40264</b>	127.00	993044	<b>42238</b>	401.00	993203	<b>42243</b>	427.00	933523	<b>42175</b>	426.00
992006	<b>40265</b>	127.00	993045	<b>42239</b>	401.00	993204	<b>42244</b>	427.00	084008	<b>40569</b>	467.99
992202	<b>40257</b>	145.00	993046	<b>42240</b>	401.00	993205	<b>42245</b>	427.00	203	<b>40241</b>	50.00
						993206	<b>42246</b>	427.00	205	<b>40243</b>	50.00



Hub Kit	Description	Part Number / Description
<b>200</b>	Evinrude®/Johnson® Outboards - OMC® Sterndrive (V6/V8 Gearcase • 1991 to Present)	<b>991202</b> Forward Thrust Washer <b>991203</b> Aft Drive Adapter
<b>Hub 200 #40238</b>	<b>Retail: \$50.00</b>	<b>991301</b> Cushion Hub Order No. 40295 \$22.80
<b>201</b>	Evinrude®/Johnson® Outboards - OMC® Sterndrive (V6/V8 Gearcase • 1984-1990)	<b>991204</b> Forward Thrust Washer <b>991203</b> Aft Drive Adapter
<b>Hub 201 #40239</b>	<b>Retail: \$50.00</b>	<b>991301</b> Cushion Hub Order No. 40295 \$22.80
<b>202</b>	Mercury® Alpha One® & Bravo One® (Less than 400 HP) Mercury®/Mariner®/Sea Ray 40-140 HP	<b>991204</b> Forward Thrust Washer <b>990344</b> Tab Washer
<b>Hub 202 #40240</b>	Mercury®/Mariner®/Sea ray 135-300 HP Force® 85-150 HP (Dual Exhaust Units) Force® 75-150 HP (Mercury® 4-1/4" Gearcase) Honda® Outboards 70-90 HP (Thru 1998) Yamaha® Outboards 80-175 HP (Thru 1983)	<b>991205</b> Aft Drive Adapter <b>990346</b> Propeller Nut <b>991301</b> Cushion Hub
<b>203</b>	Yamaha® Outboards & Sterndrives (V6 Gearcase • 115-130 HP; 150-250 HP; 1984 to Present)	<b>991213</b> Forward Thrust Washer <b>991206</b> Aft Drive Adapter
<b>Hub 203 #40241</b>	<b>Retail: \$50.00</b>	<b>991301</b> Cushion Hub Order No. 40295 \$22.80
<b>204</b>	Suzuki® Outboards (V6 Gearcase • 150-300 HP)	<b>991207</b> Forward Thrust Washer <b>991208</b> Aft Drive Adapter
<b>Hub 204 #40242</b>	<b>Retail: \$50.00</b>	<b>991301</b> Cushion Hub Order No. 40295 \$22.80
<b>205</b>	Volvo® SX Sterndrives (19 Tooth Spline; 1994 to Present)	<b>991202</b> Forward Thrust Washer <b>991209</b> Aft Drive Adapter
<b>Hub 205 #40243</b>	<b>Retail: \$50.00</b>	<b>991301</b> Cushion Hub Order No. 40295 \$22.80
<b>206</b>	Evinrude®/Johnson® Outboards - OMC® Sterndrives (V4 Gearcase • 1968 to Present)	<b>991210</b> Forward Thrust Washer <b>991211</b> Aft Drive Adapter
<b>Hub 206 #40244</b>	<b>Retail: \$50.00</b>	<b>991301</b> Cushion Hub Order No. 40295 \$22.80
<b>207</b>	Honda® Outboards (BFP 60, 115 & 130 HP, 1998 to Present; 75-90 HP, 1999 to Present) (135 & 150 HP, 2004 to Present; 200 & 225 HP, 2002 to Present)	<b>991207</b> Forward Thrust Washer <b>991205</b> Aft Drive Adapter
<b>#40245 \$50.00</b>		<b>991301</b> Cushion Hub 40295 \$22.80
<b>208</b>	Yamaha® Outboards (V4 Gearcase • 50-100 HP; Spline Front Washer)	<b>991212</b> Forward Thrust Washer <b>991206</b> Aft Drive Adapter
<b>Hub 208 #40247</b>	<b>Retail: \$50.00</b>	<b>990338</b> (1) - Washer SS 30 x 17 x 2.5 mm <b>991301</b> Cushion Hub Order No. 40295 \$22.80
<b>209</b>	Nissan®/Tohatsu® Outboards (V4 Gearcase • 90-140 HP)	<b>991213</b> Forward Thrust Washer <b>991214</b> Aft Drive Adapter
<b>Hub 209 #40248</b>	<b>Retail: \$50.00</b>	<b>991301</b> Cushion Hub Order No. 40295 \$22.80
<b>210</b>	Suzuki® V4 Outboards (V4 Gearcase • 60-140 HP)	<b>991215</b> Forward Thrust Washer <b>991211</b> Aft Drive Adapter
<b>Hub 210 #40249</b>	<b>Retail: \$50.00</b>	<b>991301</b> Cushion Hub Order No. 40295 \$22.80
<b>225</b>	Suzuki®/Johnson® Outboards (DF 90, DF 100 & DF 115 HP 4-Stroke Applications)	<b>991253</b> Forward Thrust Washer <b>991205</b> Aft Drive Adapter
<b>Hub 225 #40250</b>	<b>Retail: \$50.00</b>	<b>990337</b> (1) - Washer SS 32 x 19.2 x 2.5 mm <b>991301</b> Cushion Hub Order No. 40295 \$22.80
<b>226</b>	Suzuki®/Johnson® Outboards (DF 140 HP 4-Stroke Applications)	<b>991204</b> Forward Thrust Washer <b>991205</b> Aft Drive Adapter
<b>Hub 226 #40252</b>	<b>Retail: \$50.00</b>	<b>990337</b> (1) - Washer SS 32 x 19.2 x 2.5 mm <b>991301</b> Cushion Hub Order No. 40295 \$22.80
<b>227</b>	Suzuki® Outboards (DF70A / DF80A / DF90A, 2009 to Present)	<b>991312</b> Forward Thrust Washer <b>991206</b> Aft Drive Adapter
<b>Hub 227 #40304</b>	<b>Retail: \$50.00</b>	<b>990337</b> (1) - Washer SS 32 x 19.2 x 2.5 mm <b>991301</b> Cushion Hub Order No. 40295 \$22.80
<b>228</b>	Evinrude® Outboards - E-TEC® G2® (200-300 HP G2®, 2014 to Present)	<b>991402</b> G2 Forward Thrust Washer <b>991403</b> G2 Aft Drive Adapter
<b>Hub 228 #40254</b>	<b>Retail: \$50.00</b>	<b>991401</b> G2 Cushion Hub

Hub Kit	Description	Part Number / Description	
<b>111</b>	Evinrude®/Johnson® Outboards (3-3/8" Gearcase • 40-75 HP)	<b>991247</b>	Forward Thrust Washer
		<b>991232</b>	Aft Drive Adapter
<b>Hub 111 #40267</b>	<b>Retail: \$37.00</b>	<b>Order No. 40294 \$17.80</b>	<b>991225</b> Urethane Cushion Hub
<b>112</b>	Nissan®/Tohatsu® Outboards (3-1/4" Gearcase • 50-70 HP)	<b>991273</b>	Forward Thrust Washer
		<b>991232</b>	Aft Drive Adapter
<b>Hub 112 #40268</b>	<b>Retail: \$37.00</b>	<b>Order No. 40294 \$17.80</b>	<b>991225</b> Urethane Cushion Hub
<b>113</b>	Honda® Outboards (3-1/4" Gearcase • 35-60 HP)	<b>991234</b>	Forward Thrust Washer
		<b>991227</b>	Aft Drive Adapter
<b>Hub 113 #40269</b>	<b>Retail: \$37.00</b>	<b>Order No. 40294 \$17.80</b>	<b>991225</b> Urethane Cushion Hub
<b>114</b>	Mercury®/Mariner®/Force® Outboards (3-1/4" Gearcase • 25-70 HP)	<b>991236</b>	Forward Thrust Washer
		<b>991227</b>	Aft Drive Adapter
<b>Hub 114 #40270</b>	<b>Retail: \$37.00</b>	<b>Order No. 40294 \$17.80</b>	<b>991225</b> Urethane Cushion Hub
<b>115</b>	Suzuki® Outboards (3-1/4" Gearcase • 35-65 HP)	<b>991239</b>	Forward Thrust Washer
		<b>991232</b>	Aft Drive Adapter
		<b>990337</b>	(2) - Washer SS 32 x 19.2 x 2.5 mm
<b>Hub 115 #40271</b>	<b>Retail: \$37.00</b>	<b>Order No. 40294 \$17.80</b>	<b>991225</b> Urethane Cushion Hub
<b>116</b>	Nissan®/Tohatsu® Outboards (3-1/4" Gearcase • 35-50 HP)	<b>991241</b>	Forward Thrust Washer
		<b>991227</b>	Aft Drive Adapter
		<b>990338</b>	(2) - Washer SS 17 x 30 x 2.5 mm
<b>Hub 116 #40272</b>	<b>Retail: \$37.00</b>	<b>Order No. 40294 \$17.80</b>	<b>991225</b> Urethane Cushion Hub
<b>117</b>	Yamaha® Outboards (3-1/4" Gearcase • 30-60 HP)	<b>991243</b>	Forward Thrust Washer
		<b>991227</b>	Aft Drive Adapter
		<b>990338</b>	(1) - Washer SS 17 x 30 x 2.5 mm
<b>Hub 117 #40273</b>	<b>Retail: \$37.00</b>	<b>Order No. 40294 \$17.80</b>	<b>991225</b> Urethane Cushion Hub
<b>118</b>	Evinrude®/Johnson® Outboard (3" Gearcase • 20-35 HP)	<b>991237</b>	Forward Thrust Washer
		<b>991229</b>	Aft Drive Adapter
<b>Hub 118 #40274</b>	<b>Retail: \$37.00</b>	<b>Order No. 40294 \$17.80</b>	<b>991225</b> Urethane Cushion Hub
<b>119</b>	Honda® Outboards (3" Gearcase • 25 & 30 HP 4-Stroke Applications)	<b>991233</b>	Forward Thrust Washer
		<b>991226</b>	Aft Drive Adapter
<b>Hub 119 #40275</b>	<b>Retail: \$37.00</b>	<b>Order No. 40294 \$17.80</b>	<b>991225</b> Urethane Cushion Hub
<b>120</b>	Mercury®/Mariner®/Force® Outboards (3" Gearcase • 9.9-25 HP)	<b>991235</b>	Forward Thrust Washer
		<b>991228</b>	Aft Drive Adapter
<b>Hub 120 #40276</b>	<b>Retail: \$37.00</b>	<b>Order No. 40294 \$17.80</b>	<b>991225</b> Urethane Cushion Hub
<b>121</b>	Suzuki® Outboards (3" Gearcase • 25-30 HP)	<b>991238</b>	Forward Thrust Washer
<b>#40277</b>	Evinrude®/Johnson® Outboards (3" Gearcase • 25 HP 4-Stroke & 30 HP 4-Stroke; 2004-2007)	<b>991230</b>	Aft Drive Adapter
<b>\$37.00</b>		<b>990338</b>	(1) - Washer SS 17 x 30 x 2.5 mm
		<b>40294 \$17.80</b>	<b>991225</b> Urethane Cushion Hub
<b>122</b>	Nissan®/Tohatsu® Outboards (3" Gearcase • 25-30 HP)	<b>991240</b>	Forward Thrust Washer
<b>#40278</b>	Mercury®/Mariner®/Sea Ray® Outboards (3" Gearcase • 25 & 30 HP 4-Stroke - Not Bigfoot Applications)	<b>991226</b>	Aft Drive Adapter
<b>\$37.00</b>		<b>Order No. 40294 \$17.80</b>	<b>991225</b> Urethane Cushion Hub
<b>123</b>	Yamaha® Outboards (3" Gearcase • 20-30 HP)	<b>991242</b>	Forward Thrust Washer
		<b>991230</b>	Aft Drive Adapter
		<b>990338</b>	(1) - Washer SS 17 x 30 x 2.5 mm
<b>Hub 123 #40279</b>	<b>Retail: \$37.00</b>	<b>Order No. 40294 \$17.80</b>	<b>991225</b> Urethane Cushion Hub
<b>124</b>	4-Stroke EFI Mercury/Yamaha/Honda (225 HP)	<b>991201</b>	Urethane Cushion Hub
		<b>991205</b>	Aft Drive Adapter
<b>Hub 124 #40301</b>	<b>Retail: \$49.00</b>	<b>991213</b>	Forward Thrust Washer Stainless Steel Flat Washer
	XHS II Standard Cushion Hub	<b>Order No. 40295 \$22.80</b>	<b>991301</b> Delrin Cushion Hub
	XHS II High Horsepower Inner Hub (Mercury® Part #850821A2)	<b>No. 40307 \$24.00</b>	<b>991372</b> Solid Hub
	V4 Gearcase Adapter Ring (3-Blade Propellers Only)		<b>991216</b> V4 Adapter Ring (3-Blade)
	V4 Gearcase Adapter Ring (4-Blade Propellers Only)	<b>Order No. 40292 \$5.40</b>	<b>991316</b> V4 Adapter Ring (4-Blade)
	20-30 Horsepower Gearcase Adapter Ring	<b>Order No. 40293 \$5.40</b>	<b>991244</b> Package Includes All Three Sizes
	XHS 9.9 HP - 70 HP Standard Cushion Hub	<b>Order No. 40294 \$17.80</b>	<b>991225</b> Urethane Cushion Hub

# AMITA 3 Aluminum 3 Blade Props



AMITA 3 Aluminum 3 blade Propeller  
Mercury, Mariner, Force Outboard, Mercuriser Stern Drive



**C 25~70 Horsepower / 3-1/4" Gearcase (13 Tooth SPLINE & THRU HUB EXHAUST)**

25 HP Bigfoot (4-Stroke) ... 99 ~ 05	402 & 500 Models ..... 1974 ~ 84	50 HP (2 & 4-Stroke) (Not Bigfoot) ..... 77 ~
30 HP Bigfoot (4-Stroke) ..... 2010 ~	40 HP (2 & 4-Stroke) (Not Bigfoot) .. 77 ~	55 HP (Mercury/Sea Pro/Marathon) ..... 95 ~
30 HP (2 & 4-Stroke) ..... 94 ~ 05	40 HP (Sea Pro/Marathon) ..... 77 ~	60 HP (4-Stroke) (Not Bigfoot or Sea Pro/Marathon) ... 78 ~
30 HP (Sea Pro/Marathon) ... 94 ~	45 HP ..... 86 ~ 89	60 HP (2-Stroke) ..... 78 ~
35 HP ..... 84 ~ 89	48 HP (Mariner) ..... All Years	70 HP (Includes Model 700) ..... ~ 83
		(FORCE) 40/50 HP ... 95 ~ 98, 70 HP 91 ~ 95, 75 HP 96 ~ 98



Mfg #	Dia.	Pitch	Order No.	Retail
1311-116-13	11.6	13	50125	\$129.00

**B 9.9~25 Horsepower / 3" Gearcase (10 Tooth SPLINE & THRU HUB EXHAUST)**

9.9&15HP (4-Stroke Big Foot/Sail) ...99~2005	20 HP (2-Stroke Mercury) ... 86 ~ 02	25 HP (2-Stroke Mercury) ..... 80 ~ 05	20 HP (Mariner 2-Stroke) ... 85 ~
18 HP (Mercury) .....80 ~ 85	25 HP (Mariner 2-Stroke) ..... 85 ~	25 HP (Sea Pro/Marathon) .... All Years	(FORCE) 25 HP 3Cyl 95 ~ 98

Mfg #	Dia.	Pitch	Order No.	Retail
1211-101-13	10.1	13	50110	\$86.50

AMITA 3 Aluminum 3 blade Propeller  
BRP, Johnson, Evinrude, OMC Stern Drive

**A 8-15 Horsepower / 2-1/2" Gearcase (13 Tooth SPLINE & THRU HUB EXHAUST)**

8 HP (4-Stroke) 1996-2005; 9.9, 15 HP (2-Stroke) 1974-2005; 9.9, 15 HP (4-Stroke) 1995-2001

Mfg #	Dia.	Pitch	Order No.	Retail
2111-093-10	9.25	10	50130	\$80.00

**B 15-35 Horsepower / 3" Gearcase (14 Tooth SPLINE & THRU HUB EXHAUST)**

15 HP E-TEC H.O. .... 2011 ~	25 HP 2 & 3 Cyl ..... 84 ~	30 HP E-TEC .... 2009 ~
20 HP 2 Cyl..... 84 ~ 97	25 HP E-TEC .... 2009 ~	35 HP 2 Cyl ..... 79 ~ 83
25 HP (Commercial) ..... 93 ~ 05	30 HP 2 Cyl ..... 84 ~	35 HP 3 Cyl ..... 97 ~ 01

Mfg #	Dia.	Pitch	Order No.	Retail
2211-101-13	10.1	13	50140	\$86.50



AMITA 3 Aluminum 3 blade Propeller  
Suzuki

**D+ 4-1/4" Gearcase (15 Tooth SPLINE & THRU HUB EXHAUST)**

DF 70A (4-Stroke)..... 09 ~	DF 90A (4-Stroke)..... 2009 ~	DF 115A (4-Stroke) ..... 2013 ~
DF 80A (4-Stroke)..... 09 ~	DF100 (4-Stroke) ..... 2009 ~	DF 140 (4-Stroke)..... 02 ~ 12
DF 90 (4-Stroke).... 01 ~ 08	DF 115 (4-Stroke).... 01 ~ 12	DF 140A (4-Stroke) ..... 2013 ~

Mfg #	Dia.	Pitch	Order No.	Retail
3411-139-17	13.875	17	50078	\$149.00
3411-139-19	13.875	19	50080	149.00
3411-139-21	13.875	21	50082	149.00



- Navigation Lites
- Steering/ Controls
- Hardware/ Fasteners
- Covers/ Windshield
- Pumps/ Int. Lites
- Electric/ Battery
- Trolling Motor
- Gauges
- Electronics/ Radios
- Fuel
- Lube/ Motor Care
- Aux. Brkts/ Tilt/Trim
- Spark Plug/ Starters
- Props**
- Seats/ Pedestals
- Anchors/ Rod Holder
- Winches/ Jacks
- Lites/ Tie Downs
- Tires/ Couplers
- Boat Care
- Misc./ Flooring
- Ski's/Tubes
- Floation
- Ladders
- Water Front
- Fenders/ Dock Lines

**RUBEX 3**  
**Aluminum 3 Blade Props**



**RUBEX "C" Group**  
**3-Blade RH 30-75 HP**



Mfg #	Dia.	Pitch	Order No.	Retail
9311-110-15	11	15	<b>49990</b>	\$86.99
9311-111-13	11.1	13	<b>49992</b>	86.99
9311-111-14	11.1	14	<b>49994</b>	86.99
9311-114-12	11.4	12	<b>49996</b>	86.99

**RUBEX "D" Group**  
**3-Blade RH 40-140 HP**

Mfg #	Dia.	Pitch	Order No.	Retail
9411-140-09	14	9	<b>50000</b>	\$109.99
9411-140-11	14	11	<b>50001</b>	109.99
9411-138-13	13.75	13	<b>50002</b>	109.99
9411-135-15	13.5	15	<b>50003</b>	109.99
9411-133-17	13.25	17	<b>50004</b>	109.99
9411-132-19	13.2	19	<b>50005</b>	109.99
9411-132-21	13.2	21	<b>50006</b>	109.99

**RUBEX "E" Group**  
**3-Blade RH 135-300 HP**

Mfg #	Dia.	Pitch	Order No.	Retail
9511-150-15	15	15	<b>50010</b>	\$114.99
9511-148-17	14.8	17	<b>50011</b>	114.99
9511-145-19	14.5	19	<b>50012</b>	114.99
9511-143-21	14.3	21	<b>50013</b>	114.99

**RUBEX "E" Group**  
**4-Blade RH**

Mfg #	Dia.	Pitch	Order No.	Retail
9513-148-15	14.75	15	<b>50020</b>	\$131.99
9513-145-17	14.5	17	<b>50021</b>	131.99
9513-143-19	14.25	19	<b>50022</b>	131.99
9513-140-21	14	21	<b>50023</b>	131.99

**RUBEX HUB APPLICATION CHART**

**Nissan/Tohatsu**

35 HP (35B only) Thru 1984, 40 HP 1984 & Newer, 50 HP (All except 50C), 1992 & Newer, 55 HP 1981-1988, 13 tooth spline	RBX-116	C	<b>50066</b>	\$45.00
50 HP (50C only) 1987-91, 55 HP 1981-88, 60A 1986 & Newer, 55 HP 1981-1988 70A & 70B, 1981-1995	RBX-112	C	<b>50062</b>	\$45.00
90-140 HP 1987 & Newer, 15 tooth spline	RBX-109	D	<b>50059</b>	\$45.00

**Force**

40 & 50 HP 1995-98, 70 HP 1991-95, 75 HP 1996-98, 13 tooth spline	RBX-114	C	<b>50064</b>	\$45.00
"75-150 HP (Single Exhaust) 1995-1999, 15 tooth spline; 85-150 HP (Dual Exhaust) 1988-1994, 15 Tooth Spline "	RBX-102	D	<b>50052</b>	\$49.99

**Suzuki**

DT 35C 1987-1989, DT 40 1983-1998; DF 40 & DF 50 (4-Stroke) 1999-2010; DF 40A & DF 50A (4-Stroke) 2011- Present; DT 50 & 50M 1983-84, DT 55 1985-97, DT 60 1983-84; DF 60A 2010 & Newer, 13 Tooth Spline; DT 65 1985-97, 13 tooth spline	RBX-115	C	<b>50065</b>	\$45.00
DF 90 2001-2008, DF 100 2009-2011, 15 tooth spline; DF 115 (4-Stroke) 2001 & Newer, 15 tooth spline	RBX-125	D	<b>50075</b>	\$45.00
DF 140 (4-Stroke) 2002 & Newer, 15 tooth spline	RBX-126	D	<b>50076</b>	\$45.00
DF 60 1998-2009, DF 70 1998-2008, 13 tooth spline ; DT 75-140 HP 1979-2001, 13 tooth spline	RBX-110	D	<b>50060</b>	\$45.00
DT 150-225 HP 1986 & Newer (2-stroke), DF 150-300 HP, 15 tooth spline	RBX-104	E	<b>50054</b>	\$45.00



- Navigation Lites
- Steering/ Controls
- Hardware/ Fasteners
- Covers/ Windshield
- Pumps/ Int. Lites
- Electric/ Battery
- Trolling Motor
- Gauges
- Electronics/ Radios
- Fuel
- Lube/ Motor Care
- Aux. Brkts/ Tilt/Trim
- Spark Plug/ Starters
- Props**
- Seats/ Pedestals
- Anchors/ Rod Holder
- Winches/ Jacks
- Lites/ Tie Downs
- Tires/ Couplers
- Boat Care
- Misc./ Flooring
- Ski's/Tubes
- Floatation
- Ladders
- Water Front
- Fenders/ Dock Lines

# RUBEX HUB APPLICATION CHART



## Mercury/Mariner/Mercruiser

25 HP Bigfoot 1999-2005, 30 HP (2 & 4-Stroke) 1994-2005, 30 HP (Sea Pro/Marathon) 1994 & Newer, 35 HP 1984-89, 40 & 50 & 70 HP (Includes Models 402, 500, & 700) 1977-1984, 45 HP 1986-1989, 40-50 HP (2 & 4-Stroke, Not Bigfoot) 1977 & Newer, 48 HP (Mariner) All Years, 55 HP (Sea Pro/Marathon) 1995 & Newer, 60 HP (Not Bigfoot or Sea Pro) 1978 & Newer, 60 HP (Not Bigfoot or Sea Pro) 1978 & Newer, 60 HP (Mariner) 1976, 65 HP 1972-1976, 70 HP 1983, 80 HP (Mariner) 1977, Model 402-500 (40 HP & 50 HP) 1974-76, Model 650 (65 HP) 1972-76, Model 700 (70 HP) 1977-84, 13 Tooth spline	RBX-114	C	<b>50064</b>	\$45.00
"60 HP Bigfoot, 15 tooth spline; 40-140 HP (except 135 HP) 1978 & Newer, XR-4, XR-6, 15 tooth"	RBX-102	D	<b>50052</b>	\$49.99
"135 HP 1987 & Newer, 15 tooth spline; 150-300 HP 1978 & Newer, 15 tooth spline "	RBX-102	E	<b>50052</b>	\$49.99
150-300 HP, 1978-present, 15 tooth spline(Bronze Hub)	RBX-102B	E		
Mercruiser Alpha One & Bravo One (less than 400HP), 15 tooth spline	RBX-102	E	<b>50052</b>	\$49.99
225 EFI (4 Stroke) manufactured by Yamaha, 15 tooth spline	RBX-124	E	<b>50074</b>	\$45.00

## Evinrude/Johnson/BRP

40 & 50 HP (4-Stroke) 1999-2005	RBX-115	C	<b>50065</b>	\$45.00
40-75 HP, Small Gearcase 1975-2005, 13 tooth spline	RBX-111	C	<b>50061</b>	\$45.00
"40-75 HP, Large Gearcase 1968 & Newer, 13 tooth spline; 85-140 HP 1969 & Newer, 13 tooth spline "	RBX-106	D	<b>50056</b>	\$45.00
60 & 70 HP (4-Stroke) 1998 & Newer, 13 tooth spline	RBX-110	D	<b>50060</b>	\$45.00
90 & 115 HP (4-Stroke) 2002-2007, 15 tooth spline	RBX-125	D	<b>50075</b>	\$45.00
140 HP (4-Stroke) 2002 & Newer, 15 tooth spline	RBX-126	D	<b>50076</b>	\$45.00
"90-140 HP 1991 & Newer, 15 tooth spline 150-300 HP, 1991 & Newer, 15 tooth spline"	RBX-100	E	<b>50050</b>	\$45.00
"90-140 HP 1976-1990, 15 tooth spline 150-300 HP, 1976-1990, 15 tooth spline"	RBX-101	E	<b>50051</b>	\$45.00
200 & 225 HP (4-Stroke), 2004-2005, 15 Tooth Spline	RBX-104	E	<b>50054</b>	\$45.00



## Yamaha

T25 HP 2010 & Newer; F30 (4-Stroke) 2001-2005, F40(4-Stroke) 1999 & Newer, F50 (4-Stroke) 1995 & Newer, F60 (4-Stroke) 1999 & Newer; 40 HP & 50 HP (not T50) 1984 & Newer, 48 HP 1995 & Newer, 55 HP 1976-95, 60 HP 1976-91, 13 tooth spline	RBX-117	C	<b>50067</b>	\$45.00
"T50 1996 & Newer, 15 tooth spline; 50-100 HP 1984 & Newer, 15 tooth spline"	RBX-108	D	<b>50058</b>	\$45.00
80-140 HP 1977-1983, 15 tooth spline	RBX-102	D	<b>50052</b>	\$49.99
115 HP & 130 HP 1984-present, F115 (4-Stroke) 2000 & Newer, 15 tooth spline	RBX-103	D	<b>50053</b>	\$45.00
Same as above (RBX-103) with Improved shift dampening and vibration reduction	RBX-203	D	<b>50045</b>	\$45.00
150-175 HP, 1978-1983, 15 tooth spline	RBX-102	E	<b>50052</b>	\$49.99
"150-250 HP 1984 & Newer, 15 tooth spline; 300 HP (4-stroke V6 Engine) 2004-2007 & 2010 & Newer; Sterndrives 1989-1993, 15 tooth spline"	RBX-103	E	<b>50053</b>	\$45.00
Same as above (RBX-103) with Improved shift dampening and vibration reduction	RBX-203	E	<b>50045</b>	\$45.00

## Honda

BF 35 & BF 45 1991-94, BF 40 & BF 50 & BF 50A 1995 & Newer, 13 tooth spline; BF 60 2010 & Newer, 13 Tooth Spline	RBX-113	C	<b>50063</b>	\$45.00
"BFP 60 2010 & Newer, BF 75 & BF 90 1999 & Newer, 15 Tooth Spline; BF 115 1998-2010, BF 130 1998-2004, 15 Tooth Spline; BF 115D 2011 & Newer, 15 Tooth Spline"	RBX-107	D	<b>50057</b>	\$45.00
BF 75-90 1995-1998, 15 tooth spline	RBX-102	D	<b>50052</b>	\$49.99
BF 135-250 2002 & Newer, 15 Tooth Spline	RBX-107	E	<b>50057</b>	\$45.00
BF 135-250 2002 & Newer, 15 Tooth Spline(Bronze Hub)	RBX-107B	E		

## Volvo

SX Sterndrives 1994 & Newer, 19 tooth spline	RBX-105	E	<b>50055</b>	\$45.00
--	---------	---	--------------	---------

## OMC/Cobra Sterndrives



Model 400 Cobra 1978 - 1991, 13 tooth spline	RBX-106	D	<b>50056</b>	\$45.00
Model 800/Cobra/King Cobra 1978 - 1990, 15 tooth spline	RBX-101	E	<b>50051</b>	\$45.00
Model 800/Cobra/King Cobra 1991 - 1994, 15 tooth spline	RBX-100	E	<b>50050</b>	\$45.00
Cobra SX, 1994 - present, 19 tooth spline	RBX-105	E	<b>50055</b>	\$45.00






18-3714 Prop Washer  
Replaces: Mercruiser  
12-31211A3, Fits most Mercruisers

Order No.	Retail
<b>83714</b>	\$7.99

18-3200 Tab Washer  
Replaces: Mercury 14-816629  
, 70hp & up, & Mercruiser

Order No.	Retail
<b>83200</b>	\$2.57




18-3204 Tab Washer  
Replaces: 14-76281

Order No.	Retail
<b>83204</b>	\$1.59




18-3703 Prop Nut  
Replaces: Mercury 11-88228,  
Fits: 9.9-25hp

Order No.	Retail
<b>83703</b>	\$2.79




18-3708-1 Prop Nut/Keeper  
Replaces: 398042

Order No.	Retail
<b>83708</b>	\$8.19




9-73950 Prop Nut Kit  
Replaces: Johnson/Evinrude  
175269, Fits: 9.9/15 hp

Order No.	Retail
<b>973950</b>	\$9.75






18-3717 Prop Nut Kit  
Replaces: Johnson/Evinrude  
Fits: 20-30 hp

Order No.	Retail
<b>83717</b>	\$8.48




18-3716 Prop Nut Kit  
Replaces: Johnson/Evinrude  
175267, Fits: 40-140hp

Order No.	Retail
<b>83716</b>	\$11.31



18-3782 Prop Nut Kit  
Replaces: Yamaha 6G5-W4599-00-00  
Fits: 60,70,80,F115-225,V-4,V-6

Order No.	Retail
<b>83782N</b>	\$50.10






18-3701 Prop Nut Kit  
Replaces: Mercury  
11-52707Q1, Fits: 75hp & up

Order No.	Retail
<b>83701</b>	\$11.81

18-3702 Prop Nut Kit  
Replaces: Mercury  
11-69578Q1, Fits: 30-60hp

Order No.	Retail
<b>83702</b>	\$11.61

18-3781 Prop Nut Kit  
Replaces: Yamaha 6H1-W4599-00-00  
Fits: P60-90, C85 1980-01

Order No.	Retail
<b>83781N</b>	\$48.03






18-3715 Prop Nut Kit  
Replaces: Johnson/Evinrude  
Fits: 150-300 hp

Order No.	Retail
<b>83715</b>	\$24.40




18-2334  
Shaft Key  
Shaft dimensions: 2-1/8" x 1/4"

Order No.	Retail
<b>82334N</b>	\$9.49

Inboard Prop Nut Kits

Mfg #	Description	Order No.	Retail
18-3739	1"-1-1/8" shaft dim.	<b>83739N</b>	\$31.49
18-3736	1-1/4" shaft dim.	<b>83736N</b>	36.99
18-3734	1-1/2" shaft dim.	<b>83734N</b>	68.49

Navigation  
Lites

Steering/  
Controls

Hardware/  
Fasteners

Covers/  
Windshield

Pumps/  
Int. Lites

Electric/  
Battery

Trolling  
Motor

Gauges

Electronics/  
Radios

Fuel

Lube/  
Motor Care

Aux. Brkts/  
Tilt/Trim

Spark Plug/  
Starters

**Props**

Seats/  
Pedestals

Anchors/  
Rod Holder

Winches/  
Jacks

Lites/  
Tie Downs

Tires/  
Couplers

Boat  
Care

Misc./  
Flooring

Ski's/Tubes

Floatation

Ladders

Water  
Front


Fenders/  
Dock Lines

Navigation Lites  
Steering/ Controls  
Hardware/ Fasteners  
Covers/ Windshield  
Pumps/ Int. Lites  
Electric/ Battery  
Trolling Motor  
Gauges  
Electronics/ Radios  
Fuel  
Lube/ Motor Care  
Aux. Brkts/ Tilt/Trim  
Spark Plug/ Starters  
Props  
Seats/ Pedestals  
Anchors/ Rod Holder  
Winches/ Jacks  
Lites/ Tie Downs  
Tires/ Couplers  
Boat Care  
Misc./ Flooring  
Ski's/Tubes  
Floatation  
Ladders  
Water Front  
Fenders/ Dock Lines




02025 Prop Nut Kit  
OMC '74-Present 9.9-15 hp

**Order No. Retail**  
**50295 \$4.49**



02026 Prop Nut Kit  
OMC '76-Present 20-35hp

**Order No. Retail**  
**50274 \$14.99**



02027 Prop Nut Kit  
OMC '74-Present 60-140 hp

**Order No. Retail**  
**50275 \$14.99**



02028 Prop Nut Kit  
OMC Cobra, '76-Present  
150-300 hp

**Order No. Retail**  
**50276 \$32.49**



02029 Prop Nut Kit  
Yamaha '84-Present 40-50 hp

**Order No. Retail**  
**50296 \$8.49**



02031 Prop Nut Kit  
Yamaha '84-Present V4-V6

**Order No. Retail**  
**50277 \$14.99**



02032 Prop Nut Kit  
Merc, Mariner '87-Present  
70,75,120/260 hp

**Order No. Retail**  
**50278 \$16.99**



02033 Prop Nut Kit  
Merc, Mariner '85-Present  
35-70 hp

**Order No. Retail**  
**50279 \$22.49**



02034 Prop Nut Kit  
Merc, Mariner '79-Present 4-20 hp

**Order No. Retail**  
**50298 \$5.49**



02030 Prop Nut Kit  
Yamaha '84- '07 70-90hp

**Order No. Retail**  
**50297 \$12.49**



**Propeller Lock**

- Provides theft protection in and out of the water
- Lock features a free spinning collar that spins when attacked by tools
- Naval brass and stainless steel construction
- Easy to use key design
- Can be left in place during use



Mfg #	Description	Threads	Order No.	Retail
74039	Stern Drives: Mercruiser Alpha 1, Bravo 1, TRS, OMC Cobra and King Cobra	3/4" x 16	<b>35812</b> <sub>THF</sub>	\$76.99
74040	Outboards: Mercury/Mariner 70 hp thru Johnson/Evinrude 140hp thru	18mm x 1.5	<b>35814</b> <sub>THF</sub>	76.99
74052	Stern Drives: All Yamaha Outboards: Yamaha 115hp thru, Suzuki 40hp thru	5/8" x 11	<b>35816</b> <sub>THF</sub>	76.99
	Outboards: Johnson/Evinrude 40hp thru 130hp			






18-4444 Prop Wrench

Order No.	Retail
84444 <sub>N</sub>	\$50.49





18-4459 Prop Wrench

Order No.	Retail
84459 <sub>N</sub>	\$17.49



Combination Marine Tool

- Removes the spider washer
- Install the square head drain plug
- Remove the gas cap
- Remove the prop nut

Mfg #PM-117	
<b>Order No. 57811</b>	\$39.99



Prop Master Propeller Wrench

- Fits all 1-1/16" Prop Nuts
- Rugged Nylon Resists Stripping
- 9/16" Garboard Drain Socket on Back



Mfg #PMW-1	
<b>Order No. 57299</b>	\$13.49




Prop Wrench Kit

- Multiple sockets to fit from 17/32" to 1-1/4"
- With up to 1-1/16" prop nuts



Mfg #11370-7	
<b>Order No. 09268</b>	\$16.99




Universal Motor Flusher

Mfg #99076-00	
<b>Order No. 43469</b>	\$5.99



Motor Flushers

- All models work great in low water pressure conditions.
- Dual feed models are recommended for engines 75 hp and larger

Part #	Description	Order No.	Retail
099080	Volvo Round Cup	43467	\$13.99
099077	Rectangular Cup Universal	43561	7.99
099082	Dual Water Feed Universal	43562	30.99
099081	Adjustable Inboard Flusher	43560	30.99
099085	Thru Hull Water Intake Flusher	43563	41.99





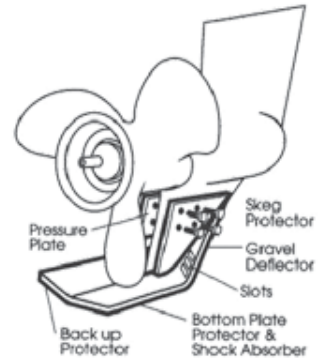


Navigation Lites  
Steering/ Controls  
Hardware/ Fasteners  
Covers/ Windshield  
Pumps/ Int. Lites  
Electric/ Battery  
Trolling Motor  
Gauges  
Electronics/ Radios  
Fuel  
Lube/ Motor Care  
Aux. Brkts/ Tilt/Trim  
Spark Plug/ Starters  
**Props**  
Seats/ Pedestals  
Anchors/ Rod Holder  
Winches/ Jacks  
Lites/ Tie Downs  
Tires/ Couplers  
Boat Care  
Misc./ Flooring  
Ski's/Tubes  
Floatation  
Ladders  
Water Front  
Fenders/ Dock Lines

Navigation Lites  
Steering/ Controls  
Hardware/ Fasteners  
Covers/ Windshield  
Pumps/ Int. Lites  
Electric/ Battery  
Trolling Motor  
Gauges

Mac's River Runner

- Go where NO prop has dared!
- Fits most motors including I/O's
- Water dynamic for high speed use and abuse
- Helps prevent prop and skeg damage
- Feel confident going into those shallow waters with the unique gravel deflector
- No cavitation or noticeable drag

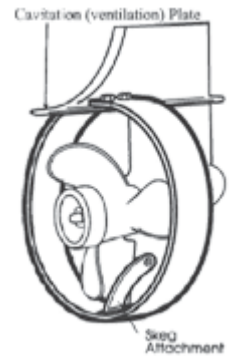


Mfg #	Description	Order No.	Retail
Size A	9.9hp – 30hp	<b>35840</b> <sub>TF</sub>	\$150.99
Size B	35hp – 70hp (Honda 9.9 – 50hp use "A")	<b>35841</b> <sub>TF</sub>	156.99
Size C	75hp thru (including I/O's)	<b>35842</b> <sub>TF</sub>	196.99
Size D	3hp - 9.8hp (6 – 8hp four stroke use "A")	<b>35843</b> <sub>TF</sub>	137.99

Electronics/ Radios  
Fuel  
Lube/ Motor Care  
Aux. Brkts/ Tilt/Trim  
Spark Plug/ Starters  
Props

Troll Prop Saver

- For 50hp & under
- Will prevent fish line and down rigger cable tangles with your prop
- Protects the prop from under water hazards *Great for Gator hunting!*
- Increase Thrust–Steering–Economy



Mfg #	Description	Prop Dia.	Order No.	Retail
Model 1	20hp – 30hp (Merc Bigfoot use Model 2)	11"	<b>35851</b> <sub>TF</sub>	\$171.99
Model 2	40hp – 50hp	13"	<b>35852</b> <sub>TF</sub>	182.89
Model 3	8hp & 9.9hp Yamaha High Thrust	12"	<b>35853</b> <sub>TF</sub>	175.99
Model 4	6-15hp (merc bigfoot/prokicker use Model 1)	10"	<b>35854</b> <sub>TF</sub>	\$148.99
Model 5	2hp – 5hp	8"	<b>35855</b> <sub>TF</sub>	144.99

Winches/ Jacks  
Lites/ Tie Downs  
Tires/ Couplers  
Boat Care  
Misc./ Flooring  
Ski's/Tubes  
Floatation  
Ladders  
Water Front  
Fenders/ Dock Lines



Trolling Motor Prop Cover

- Heavy duty vinyl
- One Year Warranty
- 12", 2 blade cover
- Fits:

Motorguide-Safari, Power Prop  
MinnKota-MKP-6, MKP-7, MKP-8, MKP-24

Mfg #257  
**Order No. 58307**<sub>THF</sub> \$24.99



Replacement Skeg  
A cast aluminum direct replacement skeg for lower units.

Mfg #	Description	Order No.	Retail
RS-1	fits OMC V-6	<b>57410</b>	\$30.59
RS-2	fits OMC V-4	<b>57411</b>	30.59
RS-3	fits OMC 50-70	<b>57412</b>	30.59
RS-4	fits Merc V6/IO's	<b>57413</b>	30.59

**Johnson Pump**  
 Glycerin Grease Packet  
 For MC97 Impellers




Mfg #01-46968  
**Order No. 39150** \$4.99

**Johnson Pump**  
 Raw Water Pump Impeller  
 Mercruiser  
 OD: 2.63"  
 width: 2.01"  
 Replaces: Jabsco 17954-0001  
 Material: MC97



Mfg #09-703B-1  
**Order No. 39500** \$41.99

**Johnson Pump**  
 Raw Water Pump Impeller  
 Sherwood 9959k  
 OD: 2.45"  
 width: 1.25"  
 Replaces: Jabsco 18838-0001  
 Material: MC97



Mfg #09-701B-1  
**Order No. 39498** \$27.49

**Johnson Pump**  
 Raw Water Pump Impeller  
 Sherwood 10615k  
 OD: 2.57"  
 width: 1.63"  
 Replaces: Jabsco 18948-0001  
 Material: MC97



Mfg #09-702B-1  
**Order No. 39499** \$29.99

**Johnson Pump**  
 Raw Water Pump Impeller  
 F5  
 OD: 2.25"  
 width: 1.24"  
 Replaces: Jabsco 1210-0001  
 Material: MC97



Mfg #09-1027B-1  
**Order No. 39495** \$39.99

**Johnson Pump**  
 Raw Water Pump Impeller  
 F2  
 OD: 1.29"  
 width: .05"  
 Material: Nitrile



Mfg #09-1077B-9  
**Order No. 39152** \$42.95

**Johnson Pump**  
 Raw Water Pump Impeller  
 OD: 2.25"  
 width: 1.24"  
 Replaces: Volvo  
 21213660/21951348  
 Material: MC97




Mfg #09-1027B-10  
**Order No. 39496** \$40.99

**Johnson Pump**  
 Raw Water Pump Impeller  
 OD: 2.25"  
 width: 1.90"  
 Replaces: Volvo 21213664,  
 Jabsco 13554-0001  
 Material: MC97



Mfg #09-812B-1  
**Order No. 39501** \$52.49


**Johnson Pump**  
 Ballast Pump Impeller  
 OD: 2"  
 width: 7/8"  
 Replaces: Jabsco 6303-007-P  
 "Green Impeller"  
 Material: Poly Urethane



Mfg #09-824P-1EZ  
**Order No. 39505** \$29.99

**JABSCO**  
 a xylem brand

Ballast Pump Impeller  
 OD: 2"  
 width: 7/8"  
 Replaces: J.P. 09-824P-1EZ  
 Material: Urethane



Mfg #6303-0007-P  
**Order No. 49758T** \$49.99

Navigation  
 Lites

Steering/  
 Controls

Hardware/  
 Fasteners

Covers/  
 Windshield

Pumps/  
 Int. Lites

Electric/  
 Battery

Trolling  
 Motor

Gauges

Electronics/  
 Radios

Fuel

Lube/  
 Motor Care

Aux. Brkts/  
 Tilt/Trim

Spark Plug/  
 Starters

Props

Seats/  
 Pedestals

Anchors/  
 Rod Holder

Winches/  
 Jacks

Lites/  
 Tie Downs

Tires/  
 Couplers

Boat  
 Care

Misc./  
 Flooring

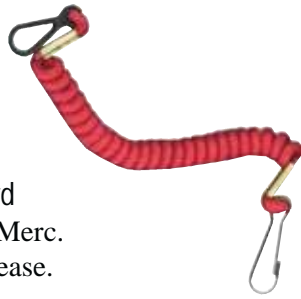
Ski's/Tubes

Floatation

Ladders

Water  
 Front

Fenders/  
 Dock Lines



**Merc Style Kill Switch Lanyard**  
Replacement kill switch for Merc.  
SS clip and plastic safety release.

Mfg #51301  
**Order No. 05330**    \$11.49



**Universal Kill Switch with Lanyard**  
Dual circuitry for ignition kill or magneto kill.

Mfg #51303  
**Order No. 05331**    \$25.99



**Outboard Boat Kill Switch Lanyard**  
Be prepared, always carry a spare!  
This lanyard has 6 keys to fit OMC,  
Merc, Yamaha, and Honda Engines.

Mfg #BKS-6  
**Order No. 32142**    \$13.99



**Ultimate PWC Safety Lanyard**  
The ultimate lanyard has it all! Four keys to  
fit all major brands, a stainless key ring for  
Sea Doo DESS devices. A floating detachable  
wrist band, and a high pitch safety whistle.

UL-2 Red/Blk  
**Order No. 32215**    \$19.99

Props

**Shear Pins**

Each Package includes **5** individual packages,  
of **2** shear pins and 1 cotter pin.



See the following pages for application charts

Mfg #	Description	Ref #	Order No.	Retail	Mfg #	Description	Ref #	Order No.	Retail
550012	1/8" x 13/16"	2	<b>50332</b>	\$17.29	550142	9/32" x 1-7/16"	15	<b>50358</b>	\$12.89
550022	5/16" x 1-7/8"	3	<b>50334</b>	29.79	550152	1/8" x 1-1/4"	16	<b>50360</b>	12.89
550032	5/32" x 61/64"	4	<b>50336</b>	12.89	550162	3/16" x 1-25/64"	17	<b>50362</b>	12.89
550042	5/32" x 1-3/16"	5	<b>50338</b>	12.89	550172	5/16" x 1-1/2"	18	<b>50364</b>	12.89
					550182	1/8" x 1"	19	<b>50366</b>	12.89
550052	3/16" x 15/16"	6	<b>50340</b>	\$12.89					
550062	3/16" x 1-1/16"	7	<b>50342</b>	12.89	550192	1/4" x 1-1/4"	20	<b>50368</b>	\$12.89
550072	3/16" x 1-3/16"	8	<b>50344</b>	12.89	550202	3/16" x 1-3/8"	21	<b>50370</b>	18.79
550082	7/32" x 7/8"	9	<b>50346</b>	14.69	550212	7/64" x 5/8"	22	<b>50372</b>	12.89
					550222	5/32" x 1-1/16"	23	<b>50374</b>	12.89
550092	3/16" x 1-19/64"	10	<b>50348</b>	\$12.89					
550102	1/4" x 1-1/8"	11	<b>50350</b>	20.79	550232	3/16" x 1-1/4"	24	<b>50376</b>	\$12.89
550112	1/4" x 1-7/16"	12	<b>50352</b>	12.89	550242	5/32" x 1"	25	<b>50378</b>	12.89
550122	9/32" x 2-5/32"	13	<b>50354</b>	12.89	550252	3/16" x 1-1/4"	26	<b>50380</b>	12.89
550132	5/32" x 11/16"	14	<b>50356</b>	11.79	550272	5/32" x 1-1/32"	31	<b>50382</b>	14.99

S&J Products Shear Pins Size Chart

S&J				S&J				S&J				S&J				Navigation Lites
Model	Year	Size	Part#	Model	Year	Size	Part#	Model	Year	Size	Part#	Model	Year	Size	Part#	
<b>Aero Marine</b>				<b>Chrysler</b>				<b>Evinrude</b>				<b>Force</b>				Steering/ Controls
4.0	1971	4	550032	150.0	1972	3	550022	3.3 Sportwin	1939-50	6	550052	4.0	1986	6	550052	
4.0	1972	2	550012	<b>Chrysler - Force</b>				3.3	1985-93	23	550222	4.0 (Sailor)	1986	6	550052	
<b>Bearcat</b>				3.5	1984	6	550052	3.0-4.0 Euro	1985-93	19	550182	9.9	1986	6	550052	Hardware/ Fasteners
55.0	1971-74	20	550192	4.0	1984-85	6	550052	4.0 Yachtwin & L	1969-71	2	550012	15.0	1986	6	550052	
85.0	1971-74	20	550192	4.0 (Sailor)	1985	6	550052	4.0 Yachtwin	1972	2	550012	35.0	1986	11	550102	
<b>Buccaneer (Gale Products)</b>				7.5	1984	6	550052	4.0 Lightwin	1962	16	550152	50.0	1986	11	550102	Covers/ Windshield
1.5-3.0	1949-63	2	550012	7.5 (Sailor)	1984	11	550102	4.0 Yachtwin & L	1973-80	16	550152	<b>W.T. Grant</b>				
5.0	1948-63	6	550052	9.9	1984-85	6	550052	4.0	1981-85	20	550192	3.5	1974	25	550242	
12.0	1948-59	8	550072	9.9 (Sailor)	1984	11	550102	4.0	1984	24	550232	5.0	1974	25	550242	
15.0	1960-63	8	550072	15.0	1984-85	6	550052	4.0 Deluxe	1985-93	26	550252	7.0	1974	25	550242	
22.0	1955	11	550102	25.0	1984	11	550102	4.5	1981-85	24	550232	7.5 FNR	1974	21	550202	
25.0	1956	11	550102	35.0	1984	11	550102	5.0 Fisherman	1963-66	6	550052	9.9 FNR	1974	21	550202	
25.0	1957-63	12	550112	45.0	1984	11	550102	5.0 Angler	1965-68	16	550152	15.0 FNR	1974	21	550202	
35.0	1958-60	12	550112	50.0	1984-85	11	550102	5.0 Angler	1981-85	24	550232	<b>Hiawatha</b>				
40.0	1961-63	12	550112	<b>Clinton, Chief</b>				5.0	1985-93	26	550252	3.0	1949-55	2	550012	
60.0	1960-63	13	550122	2.0	1973	5	550042	5.5 Fisherman	1956-64	6	550052	3.6	1946-60	4	550032	
<b>Bundy</b>				3.0	1971-75	5	550042	6.0 Fisherman	1965-66	6	550052	5.0	1956-57	4	550032	
20.0	1963	6	550052	3.5	1971-72	5	550042	6.0 Fisherman	1967-79	17	550162	7.5	1958-59	4	550032	
30.0 All Mdl	1961-63	9	550082	4.0	1973	5	550042	6.0	1981-85	24	550232	7.5	1960-61	14	550132	
<b>Champion</b>				5.0	1958	1	550002	6.0	1985-93	26	550252	10.0	1958-59	4	550032	
4.2 All Mdl	1946-52	7	550062	5.0 All Mdl	1959-74	5	550042	6.5L	1985-93	26	550252	12.0	1948-55	8	550072	
5.0 All Mdl		7	550062	5.0	1973	8	550072	7.5 Fleetwin	1950-58	6	550052	12.0	1960	6	550052	
7.5 All Mdl		7	550062	7.0	1971-74	5	550042	7.5	1981-85	24	550232	14.1	1961	6	550052	
7.9 All Mdl	1948-50	7	550062	7.0	1973	8	550072	8.0	1981-85	24	550232	16.0	1950-58	9	550082	
8.5 All Mdl	1951-52	7	550062	7.0	1975	24	550232	8.0	1985-93	26	550252	25.0	1959-60	9	550082	
14.0 All Mdl	1954	7	550062	7.5 FNR	1974	8	550072	9.5 Sportwin	1964-66	10	550092	27.7	1961	9	550082	
Other Mdl	1952-57	7	550062	7.5	1975	24	550232	9.5 Sportwin	1967-73	17	550162	30.0	1956	11	550102	
<b>Chrysler</b>				9.9	1973-74	8	550072	10.0 Sportwin	1956-63	8	550072	35.0	1957	11	550102	
3.5	1966-69	5	550042	9.9	1975	24	550232	14.0 Fastwin	1950-52	8	550072	38.0	1958	11	550102	
3.5	1981-83	6	550052	<b>Commando</b>				15.0 Fastwin	1956	8	550072	40.0	1958-60	11	550102	
3.6	1970-71	5	550042	2.6 All Mdl	1957-60	7	550062	15.0 Fastwin	1953-56	8	550072	43.7	1961	11	550102	
4.0	1978-83	6	550052	3.0	1971	4	550032	18.0 Fastwin	1958-66	8	550072	60.0	1958-60	11	550102	
4.4	1968	6	550052	4.0 All Mdl	1961-67	6	550052	18.0 Fastwin	1967-74	17	550162	<b>Homelite</b>				
4.9 Exports	1974	23	550222	4.5	1968	6	550052	22.5 Speedtwin	1937-50	11	550102	55.0	1963-68	11	550102	
5.0	1969-70	6	550052	4.9 All Mdl	1962	7	550062	25.0 Bigtwin	1951-55	11	550102	<b>Johnson</b>				
5.0 Exports	19774	23	550222	5.0	1971	4	550032	25.0 Sportster	1969-74	17	550162	1.5	1968-70	2	550012	
6.0	1966-67	5	550042	5.2	1968-70	6	550052	28.0 Speedtwin	1962-64	12	550112	2.0	1971	2	550012	
6.0	1971-82	6	550052	7.5	1968-70	6	550052	30.0 All Mdl	1956	11	550102	2.0	1972-80	16	550152	
6 (Sailor 150)	1978-81	11	550102	7.5	1971	4	550032	33.0 Skitwin All	1965-69	12	550112	3.0 All Mdl	1930-68	2	550012	
6.6	19968	6	550052	<b>Corsair</b>				33.4 Speedfour	1939-50	12	550112	4.0	1969-71	2	550012	
7.0	196970	6	550052	3.6-10.0	1948-56	4	550032	35.0 All Mdl	1958-59	12	550112	4.0 4R72	1972-80	2	550012	
7.5	1979-83	6	550052	1.6	1954-56	9	550082	40.0 All Mdl	1960-74	12	550112	4.0 4W72	1972-80	16	550152	
7.5 (Sailor)	1982-83	11	550102	<b>Eaton - Volvo</b>				50.0 Big Four	1958-59	3	550022	4.0 All Mdl	1973-80	16	550152	
8.0	1971-78	6	550052	Outdrive	1963-66	3	550022	60.0 Sportfour	1964-66	13	550122	5.0	1965-68	16	550152	
9.2	1966-67	5	550042	<b>Eska</b>				60.0 Sportfour	1967	15	550142	5.5 All Mdl	1954-64	6	550052	
9.9	1968-83	6	550052	All 3.0-5.5	1961-86	25	550242	65.0 Sportfour HI	1968	3	550022	6.0	1965	6	550052	
9.9 (Sailor 25)	1978-83	11	550102	7.0-7.5 FN	1966-77	25	550242	65.0 Sportfour R	1968	15	550142	6.0	1968-79	17	550162	
10.0	1975-78	6	550052	7.5 FNR	1972-76	21	550202	75.0 All Mdl	1960-66	13	550122	7.5 All Mdl	1956-58	6	550052	
12.9	1971	6	550052	7.5	1981-86	5	550042	80.0 All Mdl	1967	13	550122	9.5	1965-66	10	550092	
15.0	1974-83	6	550052	9.5 Twin FNI	1973-81	21	550202	85.0 Speedfour	1968	15	550142	9.5	1967-73	17	550162	
15.0 (Sailor)	1982	11	550102	9.9 Twin FNI	1973-86	21	550202	85.0 Starlite	1964-66	13	550122	9.9	1964	10	550092	
20.0	1966-67	10	550092	14.0 Twin F1	1973-81	21	220202	90.0 Starlite	1968	15	550142	10.0 OD All Mdl	1949-63	8	550072	
20.0	1979-82	11	550102	15.0 Twin F1	1973-86	21	550202	100.0 Starlite	1967-68	30	550262	15.0 FD All Mdl	1956	8	550072	
20.0	1969-72	6	550052	<b>Evinrude</b>				<b>Firestone</b>				18.0	1958-66	10	550092	
25.0	1959-63	12	550112	Elec. Outbrd	1985-93	19	550182	2.0	1959-60	2	550012	18.0	1967	17	550162	
25.0	1974-75	12	550112	1.5 Mate	1967-70	2	550012	2.0	1961-62	5	550042	20.0	1968-74	17	550102	
25.0	1982-83	11	550102	2.0 Sportsm:	1939-50	6	550052	3.6	1949-58	4	550032	25.0 RD-10 Thru	1951-55	11	550162	
30.0	1979-82	11	550102	2.0 Mate	1971	2	550012	4.0	1949-58	4	550032	25.0	1969-74	17	550112	
35.0	1966-83	11	550102	2.0 Mate	1972-80	16	550152	5.0	1949-58	4	550032	28.0	1962-64	12	550102	
45.0	1966-83	11	550102	2.0	1981-85	20	550192	5.0	1956-59	7	550062	30.0 All Mdl	1965	12	550112	
50.0	1966-67	11	550102	2.0	1986-93	23	550222	7.5	1960-62	5	550042	33.0	1968-70	12	550112	
50.0	1981-83	11	550102	2.3	1985-93	23	550222	8.0	1960	4	550032	35.0 All Mdl	1975	12	550112	
55.0	1969-79	11	550102	3.0 Lightwin	1952-63	2	550012	10.0	1950-55	4	550032	40.0 All Mdl	1960-74	12	550112	
70.0	1969-79	18	550172	3.0 Yachtwir	1965-68	2	550012	10.0	1955-89	7	550062	50.0	1958-59	3	550022	
75.0	1966-79	18	550172	3.3 Sportwin	1939-50	6	550052	12.0	1960-62	7	550062	60.0	1964-66	13	550122	
85.0	1969-72	18	550172	3.3	1985-93	23	550222	16.0	1956-59	9	550082	60.0	1967	15	550142	
105.0	1966-72	18	550172	2.0	1986-93	23	550222	30.0	1956	11	550102	65 VX14, VXH14	1968	3	550022	
120.0	1970-72	18	550172	2.3	1985-93	23	550222	35.0	1957	11	550102	1960-66	13	550122		
130.0	1972	18	550172	3.0 Lightwin	1952-63	2	550012	38.0	1958-59	11	550102	85.0 V4S20, V4A:	1968	15	550142	
135.0	1970-72	3	550022	3.0 Yachtwir	1965-68	2	550012	40.0	1960-62	11	550102					

- Navigation  
Lites
- Steering/  
Controls
- Hardware/  
Fasteners
- Covers/  
Windshield
- Pumps/  
Int. Lites
- Electric/  
Battery
- Trolling  
Motor
- Gauges
- Electronics/  
Radios
- Fuel
- Lube/  
Motor Care
- Aux. Brkts/  
Tilt/Trim
- Spark Plug/  
Starters
- Props
- Seats/  
Pedestals
- Anchors/  
Rod Holder
- Winches/  
Jacks
- Lites/  
Tie Downs
- Tires/  
Couplers
- Boat  
Care
- Misc./  
Flooring
- Ski's/Tubes
- Floatation
- Ladders
- Water  
Front
- Fenders/  
Dock Lines

S&J Products Shear Pins Size Chart

Navigation Lites

	S&J				S&J				S&J				S&J			
	Model	Year	Size	Part#	Model	Year	Size	Part#	Model	Year	Size	Part#	Model	Year	Size	Part#
Steering/ Controls	<b>Johnson</b>				<b>O.M.C.</b>				<b>Sears, Elgin, Ted Williams</b>				<b>West Bend</b>			
	90.0	1964-66	13	550122	Outdrive	1963-67	13	550122	5.0	1968-81	25	550242	80.0	1961-65	18	550172
	100.0 V4TL-1	1968	30	550262	Outdrive	1974	30	550262	5.5	1966-69	4	550032	<b>Western Auto</b>			
Hardware/ Fasteners	<b>Mariner</b>				<b>Otasco</b>											
	2.0 MDL A&B All		2	550012	5.0	1974	25	550242	5.5	1971-81	25	550242	3.5	1969-81	25	550242
	3.5	All	6	550052	7.5	1974	25	550242	6.0	1961-70	5	550042	5.0	1974	25	550242
Covers/ Windshield	5.0	All	6	550052	9.9 FNR	1974	21	550202	7.0	1969-77	25	550242	7.0	1969-77	25	550242
	8.0 MDL A&B All		10	550092	15.0 FNR	1974	21	550202	7.5	1950-58	4	550032	7.5 FN	1969-77	25	550242
	15.0 MDL A All		21	550202	<b>J.C. Penney (ESKA)</b>				7.5	1958-59	5	550042	7.5 FNR	19774	21	550202
	15.0 MDL W All		21	550202	3.0-5.5	1975-80	25	550242	7.5	1960-64	14	550132	9.9 FNR	1973-77	21	550202
Pumps/ Int. Lites	<b>Mariner</b>				7.5 FNR	1975-77	25	550242	7.5	1967-69	4	550032	<b>Western Flyer</b>			
	20.0 MDL A All		21	550202	7.5 FNR	1975-77	25	550242	7.5	1969	14	550132	2.5-5.0 All	1941-42	6	550052
	<b>McCulloch (Scott Atwater)</b>				9.9 FNR	1975-77	21	550202	7.5	1971-77	25	550242	<b>Wizard</b>			
Electric/ Battery	3.5	1963-64	4	550032	15.0 FNR	1975-77	21	550202	7.5 FNR	1972-77	21	550202	3.0	1976	25	550242
	3.6	1946-62	4	550032	<b>Perkins</b>				9.0	1966-70	4	550032	3.2-10.0	1946-54	6	550052
	4.0	1967-69	4	550032	30.0	1962-64	11	550102	9.5	1964-68	4	550032	3.5	1964	4	550032
Trolling Motor	7.5	1946-59	4	550032	40.0	1962-64	11	550102	9.9 FNR	1972-81	21	550202	3.5	1968-69	5	550042
	7.5 Standard	1964-69	14	550132	<b>Sea King (Wards)</b>				10.5 FNR	1973-74	21	550202	3.5	1974	25	550242
	7.5 Weedles	1960-69	14	550132	1.5	1948-50	2	550012	12.0 FNR	1955-59	6	550052	3.6	1959-63	4	550032
Gauges	9.0	1967-68	4	550032	2.0 Air Cooled	1972-74	5	550042	14.0	1969	4	550032	4.5	1975	25	550242
	9.5	1964	4	550032	99.0	1965-69	5	550042	14.1	1961-63	4	550032	5.0	1969-77	25	550242
Electronics/ Radios	10.0	1946-59	4	550032	9.6	1970-73	6	550052	15.0 FNR	1973-81	21	550202	5.5	1958	7	550062
	12.0	1960	6	550052	10.0 Air Coole	1974	8	550072	25.0	1955-56	11	550102	5.5	1975-76	25	550242
	14.0 (Fleet)	1963-67	4	550032	<b>Chrysler</b>				25.0	1969-70	9	550082	6.0	1968-69	5	550042
	14.0 (Powder)	1963-67	11	550102	7.0 Air Cool E	1969	4	550032	27.7	1961-62	9	550082	7.0	1969-74	25	550242
Fuel	14.1	1961-62	4	550032	7.0 Air Cooled	1970-74	5	550042	28.0	1963-69	9	550082	7.5	1969-74	4	550032
	15.0 (Diesel)	1963	11	550102	7.5 Air Cooled	1975	24	550232	30.0	1957	11	550102	7.5	1975-76	25	550242
Lube/ Motor Care	16.0	1950-58	9	550082	12.0	1948-59	8	550072	35.0	1958	12	550112	9.2	1968-69	5	550042
	22.0	1958	9	550082	12.0 Dix Mdl	1951-59	8	550072	40.0 All M	1959-60,69	11	550102	10.0	1959	4	550032
	25.0	1959-60	9	550082	15.0	1960-63,75	10	550092	43.7	1961-62	11	550102	12.0	1960	6	550052
Aux. Brkts/ Till/Trim	27.7	1961-62	9	550082	20.0	1964-69,73	10	550092	45.0	1963-69	11	550102	14.0	1964	14	550132
	28.0	1963-67	9	550082	25.0	1956-58	11	550102	75.0	1969	11	550102	14.1	1961-63	6	550052
Spark Plug/ Starters	30.3	1955-58	11	550102	35.0	1958-63	12	550112	75.2	1961-68	12	550112	15.0	1958	7	550062
	40.0	1958-60	11	550102	40.0	1961-62	12	550112	<b>Sport</b>				20.0	1963-65	10	550092
	43.7	1961-62	11	550102	60.0	1960-65	13	550122	All Models	1957-60	7	550062	20.0	1969	10	550092
Props	45.0	1963-68	11	550102	80.0	1964-65	18	550172	<b>Terry Troller</b>				25.0	1959-60	9	550082
	50.0	1964	11	550102	<b>Clinton</b>				40.0	1961-63	6	550052	27.7	1961-62	9	550082
	60.0	1958-60	11	550102	3.0	1959-63	2	550012	50.0	1959-60	6	550052	35.0	1958	11	550102
Seats/ Pedestals	75.2	1961-62	20	550192	3.0 Air Cooled	1970-72	5	550042	<b>Tohatsu</b>				40.0	1959-60	11	550102
	75.0	1963-68	20	550192	3.5	1964-68	5	550042	2.5	1985-93	25	550242	43.7	1961-62	11	550102
	<b>Mercury</b>				4.0 Air Cooled	1972-73	5	550042	3.3	1985-93	25	550242	60.0	1960	11	550102
Anchors/ Rod Holder	2.2	1984-85	19	550182	5.0	1941-58	6	550052	<b>Tonaka (Sears)</b>							
	2.5-10.0	1939-54	6	550052	5.0 Dix Mdl	1951-58	6	550052	TOB-120	1979-93	22	550212				
Winches/ Jacks	2.5	1985-93	23	550222	5.0	1959-63	6	550052	TOB-175	1979-93	6	550052				
	3.3	1985-93	25	550242	5.0	1964	5	550042	TOB-300	1979-93	6	550052				
Lites/ Tie Downs	25.0	1949-54	11	550102	5.0 Air Cooled	1970-75	5	550042	TOB-550	1979-93	6	550052				
	<b>Minnkota</b>				5.0 Air Cool E	1969	4	550032	<b>Voyager</b>							
	All Models	1985-93	19	550182	6.0	1965-75	5	550042	All Hp/Mdls		7	550062				
Tires/ Couplers	<b>Mono</b>				6.0 Water Coc	1975	6	550052	<b>West Bend</b>							
	4.0	1964-68	4	550032	7.5 FNR	1975	24	550232	2.0	1955-61	5	550042				
	5.0	1969-70	4	550032	8.0	1964-65	5	550042	3.5	1962-65	5	550042				
Boat Care	6.0	1968	4	550032	10.0 Water Cc	1975	6	550052	5.0	1955	4	550032				
	7.5	1969-70	4	550032	<b>Seaco</b>				5.55	1956	4	550032				
Misc./ Flooring	<b>Motor Guide</b>				4.5	1973	25	550242	6.0	1958-59	4	550032				
	All Models	1985-93	19	550182	7.5 FNR	1973-74	21	550202	6.0	1962-65	5	550042				
	<b>Neptune</b>				9.9 Twin FNR	1973-74	21	550202	7.5	1955-63	5	550042				
	1.5-1.7 All Md	1947-58	4	550032	15.0 Twin FNF	1974	21	550202	8.0	1957-60	5	550042				
Ski's/Tubes	1.7 WC1	1968-71	4	550042	<b>Sears, Elgin, Ted Williams</b>				9.0	1965	5	550042				
	2.0-2.7 All Md	1947-51	5	550072	1.2 Import	1974-75	22	550212	10.0	1964	10	550092				
	<b>Neptune</b>				2.0	1952-63	5	550042	12.0	1956-58	7	550062				
Floatation	10.0-10.5 All	1948-51	8	550242	2.5	1946-51	5	550042	12.0	1959-63	10	550092				
	<b>Nissan</b>				3.0	1970-81	25	550242	16.0	1959	10	550092				
Ladders	2.5	1985-93	25	550242	3.5	1963-66	5	550042	18.0	1960-62	10	550092				
	3.3	1985-93	25	550242	3.5	1967-81	25	550242	25.0	1956	11	550102				
	<b>Oliver</b>				3.6	1961-68	4	550032	25.0	1960	12	550112				
Water Front	5.5	1955-56	7	550062	3.6	1969-70	25	550242	25.0	1961-62	11	550102				
	6.0	1957-60	8	550072	4.0	1966-69	4	550032	30.0	1957-63	11	550102				
	15.0	1955-57	7	550062	4.0	1970-81	25	550242	35.0	1958-59	11	550102				
Fenders/ Dock Lines	16.0	1958-60	8	550072	4.5	1971-81	25	550242	35.0	1964-65	11	550102				
	35.0	1957-60	11	550102	4.8	1969	25	550242	40.0	1959-62	11	550102				
					5.0	1949-50	5	550042	45.0	1963-65	11	550102				
					5.0	1950-67	4	550032	50.0	1964-65	11	550102				

S & J Products Conversion Chart			
Frabill	S&J Product	Frabill	S&J Product
1	550052	15	550192
2	550062	16	550202
3	550072	17	550212
4	550082	18	550222
5	550092	19	550232
6	550102	20	550242
7	550112	21	550252
8	550122	22	550262
9	550132	23	550272
10	550142	24	550282
11	550152	25	550292
12	550162	26	550302
13	550172	30	550262
14	550182	31	550272