


Extra-tight shut-off due to "cut-off effect" – Extra-tight shut-off due to conical marginal seat geometry –
Extra-tight shut-off due to significantly increased seat pressure and longer service life:

FABA®

The bellows sealed valve



FABA® Supra i

FABA® Plus

FABA® Supra C



Straight-through – flanged



Straight-through – butt weld ends



ANSI screwed sockets



Angle pattern – flanged




Y-pattern – flanged




Y-pattern – butt weld ends

FABA® Plus

FABA® PN 63-160



- Reliable sealing due to the “cut-off effect” (the conical shape of the marginal seat causes surface deposits to be removed when the valve closes)
- Reliable sealing due to the metal plug / seat design (conical plug made of hardened stainless steel)
- Reliable sealing due to the conical / marginal plug (significantly increased seat pressure and longer service life)
- Reliable sealing due to the fine-threaded stem (increased seat pressure)
- Tested tightness: Final test with air for all valves (leakage rate “A” according to DIN EN 12266 or 1 according to DIN 3230)
- Tested tightness: Helium test guarantees that no leakage can occur through the bellows



“Cut-off effect” – the conical shape of the marginal seat causes surface deposits to be removed during sealing



Bonnet design – now even more resistant to water hammer



Dual function – can be used simultaneously as a check and stop valve with a tight shut-off feature due to the screw-down non-return plug with resetting spring



Suitable for harsh industrial environments – body, bellows housing and upper part made of 1.7357 (heat resistant steel)



Durable – extra-long, modified, pressure resistant bellows design (positioned outside the medium)



Gland packing / gland seal stuffing box provides an additional stem seal

Profit from the proven power of our 100% tight shut-off technology!

For all standard applications

Even greater performance ...

- ... due to the new bonnet design (now even more suitable for harsh industrial environments, i.e. water hammer, due to more robust design)
- ... due to the reinforced bellows welded to the stem rather than to the plug (vibration is no longer transferred directly from the plug to the bellows)

Ease of use ...

- ... due to the new, ergonomic design of the handwheel
- ... due to the reduction in weight (optimised bonnet in a new design)
- ... due to the recessed lubricating nipple and the separate, flat locking device
- ... due to the easy-to-install limit switch – no need to loosen the bonnet screws (patented)

Even greater versatility ...

- ... due to the dual function (can be used simultaneously as a check valve and stop valve with a tight shut-off feature due to the screw-down non-return plug and the screw-down regulating plug) – now suitable for installation in ANY position owing to the resetting spring

Offered in a straight-through, angle pattern or Y-pattern design with butt weld, screwed socket or ANSI connections

Design: DIN, ANSI

Materials: Cast iron, SG iron, steel, forged steel, stainless steel, ANSI materials

Nominal diameter: DN 15-400

Nominal pressure: PN 16-40; ANSI 150 and 300

Connection types: Flanges, butt weld ends, socket weld ends, screwed sockets

For use in medium-pressure systems up to 160 bar!

Even safer to use ...

- ... due to the balancing plug (optional from DN 65)
- ... due to the screw-down non-return plug with resetting spring (optional check valve with tight shut-off feature)

Reliably tight – even in harsh industrial environments ...

- ... due to the bellows seal
- ... due to the serrated seal
- ... due to the gland packing and gland seal stuffing box
- ... due to the stellite seat and plug (ideal hardness gradient: Stellite 21 / Stellite 6)

Design: DIN

Materials: Cast steel, forged steel, heat resistant steel


Nominal diameter: DN 10-100

Nominal pressure: PN 63-160

Connection types: Flanges, butt weld ends


FABA® Supra i

FABA® Supra C



- Reliable sealing due to the “cut-off effect” (the conical shape of the marginal seat causes surface deposits to be removed when the valve closes)
- Reliable sealing due to the metal plug / seat design (conical plug made of hardened stainless steel)
- Reliable sealing due to the conical / marginal plug (significantly increased seat pressure and longer service life)

- Reliable sealing due to the fine-threaded stem (increased seat pressure)
- Tested tightness: Final test with air for all valves (leakage rate “A” according to DIN EN 12266 or 1 according to DIN 3230)
- Tested tightness: Helium test guarantees that no leakage can occur through the bellows



Reinforced bellows (10,000 double cycles) – welded to the top part of the body



Bellows cover – for increased resistance to water hammer



Rugged plug / stem guide – permits higher differential pressures



Bellows – flushed by the medium (also suitable for process applications)



Reinforced bellows (10,000 double cycles) – welded to the top part of the body



Additional stem guide via the V-port plug (permits higher differential pressures)

Profit from the proven power of our 100% tight shut-off technology!

For all industrial applications

Additional features

Even more reliable ...

- ... due to the reinforced bellows (10,000 double cycles) – welded to the top part of the body
- ... due to the increased resistance to water hammer (bellows protected by cover)
- ... due to the rugged plug / stem guide (permits higher differential pressures)

Reliably tight – even in harsh industrial environments ...

- ... due to the double-wall bellows seal
- ... due to the welded seat
- ... due to the secondary seals (back sealing on bellows cover and emergency stuffing box seal to atmosphere with gland follower)

- ... due to the option of welding the top part of the body to the bottom part

Even greater flexibility ...

- ... due to the option of a one or two-piece (couple-divided) stem (for example, for retrofitting with an actuator)

Offered in a straight-through, angle pattern or Y-pattern design with butt weld, screwed socket or ANSI connections

Design: DIN, ANSI

Materials: Cast steel, forged steel, stainless steel, ANSI materials

Nominal diameter: DN 15-400

Nominal pressure: PN 16-40; ANSI 150 and 300

Connection types: Flanges, butt weld ends, socket weld ends, screwed sockets

For the chemical industry

Additional features compared to FABA® Supra i

Even more reliable ...

- ... due to the reinforced – and medium-flushed – bellows that is welded to the top part of the body (10,000 double cycles). Suitable for process applications.
- ... due to the additional stem guide via the V-port plug (permits higher differential pressures)

Design: DIN, ANSI

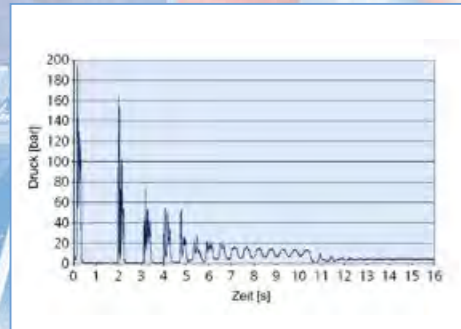
Materials: Cast steel, forged steel, stainless steel, ANSI materials

Nominal diameter: DN 15-400

Nominal pressure: PN 16-40; ANSI 150 and 300

Connection types: Flanges, butt weld ends, socket weld ends, screwed sockets


FABA®-tight with certified, multi-ply bellows!



Test documentation at the Fraunhofer-Institute up to 200 bar, water hammer as a function of time



Rigorous test conditions on the Fraunhofer-Institute's experimental facility



Bellows cover – for increased resistance to water hammer

- FABA®-tight due to rigorous testing of PN 40 compressive strength up to 200 bar at the Fraunhofer-Institute in Oberhausen (FABA® Supra C)
- FABA®-tight due to seamless automatic weld between the bellows and stem
- FABA®-tight due to helium leak testing (tested tightness)
- FABA®-tight due to bellows welded to the top part of the body (FABA® Supra and FABA® PN 63-160)
- Durable and reliable due to bellows protection from water hammer (FABA® Supra i)
- Durable and reliable due to bellows welded to the stem as standard rather than to the plug (all FABA® types)
- Durable and reliable due to bellows positioning outside the medium (FABA® PN 63-160)

- Durable due to option of cleaning medium-flushed bellows in chemical applications (FABA® Supra C)
- Durable due to the slim bellows design. Vibration is reduced to a minimum, protecting the bellows against turbulences.
- Durable due to the long, modified, pressure resistant bellows design (FABA® PN 63-160)
- Durable due to bellows reinforcement for up to 10,000 double cycles (FABA® Supra and FABA® PN 63-160)
- Certified safety – approved acc. to DIN EN ISO 15848-1 / TA-Luft
- Tailored to individual requirements – wide choice of FABA® variants

ARI product diversity

Control



Control valve
STEVI® Smart
(Series 423/463, 425/426,
440/441, 450/451)



STEVI® Vario
(Series 448/449)



STEVI® Pro
(Series 422/462, 470/471, 472)



Control without auxiliary power
PREDU® / PREDEX® / PRESO® / TEMPTROL®

Isolation



Process valve
ZETRIX®



Butterfly valve
ZIVA®



Bellows sealed valve
FABA® Plus, FABA® Supra I/C



Stop valves with gland seal
STOBU®

Safety



Safety valves (DIN)
SAFE



Safety valves
SAFE TCP



Safety valves (API 526)
ARI-REYCO™



Safety valves (ANSI)
ARI-REYCO™ RL-series

Steam trapping



Steam traps CONA® (mechanical ball float / thermostatic bimetallic and membrane / thermodynamic),
monitoring systems
CONA® Control



Manifolds
CODI® for collecting and diverting purpose



Steam trap with multi-valving technology CONA® "All-in-One"
(incl. stop valve, inside strainer, back-flow protection, drain valve)



Mechanical pump systems
CONLIFT®, CONA® P

Profit from diversity made by ARI.
Please don't hesitate to ask for more information!



www.ari-armaturen.com