

Fuel Cells & Components



Jaz Fuel Cells



JAZ Products maintains its own factory, equipment and molds, producing the highest quality fuel cells, rotationally molded in seamless cross-linked polyethylene. Each cell features a one-way flapper valve vent in the cap assembly which allows air to displace fuel as it is used, and closes if overturned. JAZ Products only use MIL SPEC B-83054 aviation safety foam in all their cells. This foam is far superior and has a 10 times longer service life than that of other non fuel approved foams on the market. All JAZ fuel cells exceed SFI SPEC 28.1 and are accepted by most sanctioning organizations.



Drag Race Vertical

| SIZE | LENGTH | WIDTH | DEPTH | PART# | AMOUNT |
|----------|--------|--------|---------|------------|----------|
| 1 Gallon | 6" | 6" | 12" | 250-001-01 | \$101.95 |
| 3 Gallon | 8 1/4" | 8 1/4" | 14 1/2" | 250-003-01 | 101.95 |
| 3 Gallon | 8" | 8" | 15" | 250-303-01 | 101.95 |
| 4 Gallon | 9" | 10" | 17" | 250-004-01 | 101.95 |
| 5 Gallon | 9" | 11" | 18" | 250-105-01 | 101.95 |

Drag Race Horizontal

| SIZE | LENGTH | WIDTH | DEPTH | PART# | AMOUNT |
|-----------|---------|---------|--------|------------|----------|
| 1 Gallon | 13" | 13" | 8" | 250-005-01 | \$101.95 |
| 8 Gallon | 20" | 15" | 7 1/2" | 250-008-01 | 109.95 |
| 12 Gallon | 17 1/2" | 16" | 10" | 250-012-01 | 115.95 |
| 16 Gallon | 25" | 17" | 9" | 250-016-01 | 126.95 |
| 16 Gallon | 18 1/2" | 18 1/2" | 12" | 250-116-01 | 126.95 |

Nitrous Enrichment

| SIZE | LENGTH | WIDTH | DEPTH | PART# | AMOUNT |
|----------|--------|-------|-------|------------|----------|
| 1 Gallon | 6" | 6" | 12" | 220-001-01 | \$124.95 |

Econo Rail

| SIZE | LENGTH | WIDTH | DEPTH | PART# | AMOUNT |
|--|--------|---------|--------|------------|----------|
| 4 Gallon | 12" | 12 1/2" | 8 1/2" | 290-104-01 | \$110.95 |
| THIS FUEL CELL HAS SFI CERTIFICATION TAG | | | | | |
| 4 Gallon | 12" | 12 1/2" | 8 1/2" | JBRC004 | \$148.95 |

2 Gal. Pro Stock

| SIZE | LENGTH | WIDTH | DEPTH | PART# | AMOUNT |
|--|--------|-------|-------|----------|----------|
| THIS FUEL CELL HAS SFI CERTIFICATION TAG | | | | | |
| 2 Gallon | 7" | 9" | 10" | JBRC-002 | \$179.95 |

3 Gal. Pro Stock

| SIZE | LENGTH | WIDTH | DEPTH | PART# | AMOUNT |
|--|--------|-------|-------|----------|----------|
| THIS FUEL CELL HAS SFI CERTIFICATION TAG | | | | | |
| 3 Gallon | 8" | 8" | 15" | JBRC-303 | \$190.95 |

3 Gal. Pro Modified

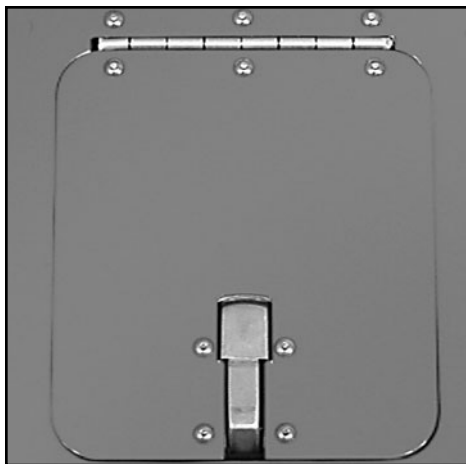
| SIZE | LENGTH | WIDTH | DEPTH | PART# | AMOUNT |
|--|--------|--------|---------|------------|----------|
| THIS FUEL CELL HAS SFI CERTIFICATION TAG | | | | | |
| 3 Gallon | 8 1/4" | 8 1/4" | 14 1/2" | 220-003-01 | \$190.95 |

Fuel Cell Mounts

| Part# | Application | Amount | Part# | Application | Amount |
|------------|-------------|---------|------------|-------------|---------|
| 400-001-03 | -001CELLS | \$26.95 | 400-105-03 | -105CELLS | \$29.95 |
| 400-003-03 | -003CELLS | 26.95 | 400-008-03 | -008CELLS | 31.95 |
| 400-303-03 | -303CELLS | 26.95 | 400-012-03 | -012CELLS | 32.95 |
| 400-004-03 | -004CELLS | 26.95 | 400-016-03 | -016CELLS | 32.95 |
| 400-005-03 | -005CELLS | 26.95 | 400-116-03 | -116CELLS | 33.95 |


The One Stop Chassis Shop

24-hour FAX (636) 356-4667 <http://jerrybickel.com> (636) 356-4727



Fuel Access Door

Eliminate removing the deck lid to refuel! One push on the flush mounted spring loaded catch and you have an opening of 5" x 5-1/2".



• **Flush mount**, constructed of 4130 moly, is complete with all mounting hardware and installation instructions.

JBRC2001 - \$55.00



• **Surface mount**, constructed of .060 aluminum, eliminates the need to be painted. An excellent application on pre-painted surfaces. Complete with all mounting hardware.

JBRC2002 - \$55.00



Vent/Roll-Over Valve

A dual purpose vent and safety valve that prevents fuel from escaping from the vent line should the car roll over.

#6 AN - **JBRC5022A-6 \$25.00**

#8 AN - **JBRC5022A-8 \$25.00**

Fuel Cell Vent Kit

Vent your fuel cell without restricting flow. Intake shielded with a high-flow filter preventing track debris from entering fuel cell.




Vent Kit - **JBRC5022 - \$29.00**

Replacement Filter - **JBRC5022B \$18.00**

Fuel Cell Mount

Fuel cell straps are custom fabricated to each cell from 1" x .050 4130 strap. 360 degree design holds fuel cell securely. Chassis tabs and mounting hardware included.

(Specify fuel cell size)



6061-T6 Aluminum Female Weld Bungs

KEI987104 - #4 - \$7.25

KEI987106 - #6 - \$7.25

KEI987108 - #8 - \$7.25

KEI987110 - #10 - \$11.60


KEI987112 - #12 - \$14.70

KEI996701 - 1/8" NPT - \$3.41

KEI996702 - 1/4" NPT - \$3.41

KEI996703 - 3/8" NPT - \$5.94

KEI996704 - 1/2" NPT - \$7.00




Front Fuel Cell Mount

The rules mandating front fuel cells require an 1-1/4" x .065 4130 moly surround pipe. Designed to slip-fit and bolt to receiver tubes welded to chassis and retained by a 1/2" moly tube and strap. Available for 2, 3 or 4 gallon fuel cell. All hardware included. Cells not included in price

2 gal **JBRC1042 - \$195.00**

3 gal **JBRC1042A - \$195.00**

4 gal **JBRC1042B - \$195.00**






Barry Grant Fuel Pumps

- BG170001 - BG400 - 400 gph @ 18 psi - \$419.00
- BG170002 - BG280 - 280 gph @ 22 psi - \$299.00
- BG170012 - BG220 - 220 gph @ 15 psi - \$279.00



Barry Grant Accessories

- BG170003 - Adjustable Bypass 16-35 psi - \$ 60.00
- BG170018 - BG5000 Fuel Filter - \$99.00
(8 micron rating, non-restricting)
- BG170023 - 4 Port Regulator - \$219.00
- BG170025 - 2 Port Regulator - \$105.00
- BG170030 - Fuel Pump Mount Clamp - \$12.50
- BG170019 - BG5000



Fuel Pump Mounting Tabs

- JB-099A BG220 - \$12.00
- JB-019C BG280, BG400
- Weldon & Magnaflow - \$12.00



Fuel Pressure Gauge

Use the 15 psi gauge for carburetor inlet pressure and the 30 psi gauge for fuel pump pressure

- 170124 15 psi gauge (back mount) \$28.00
- 170024 30 psi gauge (back mount) \$28.00
- 170126 30 psi gauge (bottom mount) \$28.00



MagnaFlow ProStar 500

MagnaFlow pumps use external by-passes to eliminate pump cavitation and stabilize fuel flow and pressure by instantaneously compensating for sudden changes in fuel demand. The pump and by-pass are designed to eliminate fuel starvation.

MP-4401 \$399.00

MagnaFlow ProStar EFI 600

MagnaFlow's ProStar EFI 600 fuel pump provides the highest volume at the highest pressure, period. No other single pump can compete. The EFI 600 can operate at pressures from 20 to 120 psi. It's the first and only performance pump to supply engines in excess of 2,000 hp at the high delivery pressures and volume demands of a supercharged and turbo-charged applications.



MagnaFlow Four Port Pressure Control



The MagnaFlow cartridge design is the latest and mabe the greatest revolution in racing fuel pressure control. Reduces the amount of pressure drop that normally occurs at high flow demand and during times of sudden change in fuel demand.

MP-9433 \$210.00

MagnaFlow EFI Pressure Control

MagnaFlow's EFI Pressure Control Units provide far more accurate metering of the fuel flow than any old-style ball-over-hole arrangements. Provides the most stable platform for fuel delivery in the industry.

MP-9950 \$210.00



High Flow Fuel Filter


- Billet Aluminum Construction
 - Replaceable Stainless Steel Element
 - 400 GPH @ 25 psi
 - Nominal Micron Rating of 125
 - Lightweight
 - -10 AN Inlet and Outlet Fittings
 - -6, -8, -12 Available
- Filter JBRC4156 - \$149.00
Element JBRC4105 - \$48.00



The One Stop Chassis Shop

24-hour FAX (636) 356-4667 <http://jerrybickel.com> (636) 356-4727

Plumbing Supplies



XRP Plumbing Supplies

| HOSE ENDS | | |
|-----------|--------------------|--------|
| PART # | DESCRIPTION | AMOUNT |
| 100004 | #4 Straight | 5.50 |
| 100006 | #6 Straight | 5.85 |
| 100008 | #8 Straight | 7.55 |
| 100010 | #10 Straight | 9.95 |
| 100012 | #12 Straight | 13.75 |
| 100016 | #16 Straight | 22.40 |
| 104504 | #4 45* | 14.18 |
| 104506 | #6 45* | 14.45 |
| 104508 | #8 45* | 17.39 |
| 104510 | #10 45* | 20.60 |
| 104512 | #12 45* | 25.68 |
| 104516 | #16 45* | 34.24 |
| 109004 | #4 90* | 14.18 |
| 109006 | #6 90* | 14.45 |
| 109008 | #8 90* | 17.39 |
| 109010 | #10 90* | 20.60 |
| 109012 | #12 90* | 25.68 |
| 109016 | #16 90* | 34.24 |
| 112006 | #6 120* | 17.12 |
| 112008 | #8 120* | 20.60 |
| 112010 | #10 120* | 24.61 |
| 112012 | #12 120* | 27.82 |
| 112016 | #16 120* | 40.66 |
| 115006 | #6 150* | 17.12 |
| 115008 | #8 150* | 20.60 |
| 115010 | #10 150* | 24.61 |
| 115012 | #12 150* | 27.82 |
| 115016 | #16 150* | 40.66 |
| 118006 | #6 180* | 17.12 |
| 118008 | #8 180* | 20.60 |
| 118010 | #10 180* | 24.61 |
| 118012 | #12 180* | 27.82 |
| 118016 | #16 180* | 40.66 |
| 600004 | #4 Teflon Straight | 4.80 |
| 600006 | #6 Teflon Straight | 6.20 |
| 604504 | #4 Teflon 45* | 8.85 |
| 604506 | #6 Teflon 45* | 14.50 |
| 609004 | #4 Teflon 90* | 8.85 |
| 609006 | #6 Teflon 90* | 14.50 |
| 982266 | 90* #6 -3/8" NPT | 8.60 |
| 982306 | 45* #6 -1/4" NPT | 6.20 |

| PLUGS | | |
|--------|---------------------|--------|
| PART # | DESCRIPTION | AMOUNT |
| 980606 | #6 Flare | 1.07 |
| 980608 | #8 Flare | 2.05 |
| 980610 | #10 Flare | 2.75 |
| 980612 | #12 Flare | 4.00 |
| 981404 | #4 Straight Thread | 1.70 |
| 981406 | #6 Straight Thread | 1.73 |
| 981408 | #8 Straight Thread | 2.75 |
| 981410 | #10 Straight Thread | 4.10 |
| 981412 | #12 Straight Thread | 6.20 |
| 993202 | 1/8" NPT | 1.00 |
| 993203 | 1/4" NPT | 1.00 |
| 993204 | 3/8" NPT | 1.27 |
| 993205 | 1/2" NPT | 2.75 |
| 993206 | 3/4" NPT | 3.45 |

| ADAPTERS | | |
|----------|-------------------|--------|
| PART # | DESCRIPTION | AMOUNT |
| 981603 | #3 -1/8" NPT | 1.70 |
| 981604 | #4 - 1/8" NPT | 1.70 |
| 981606 | #6 -1/4" NPT | 2.05 |
| 981607 | #8 -1/4" NPT | 2.71 |
| 981608 | #8 -3/8" NPT | 2.71 |
| 981610 | #10 -1/2" NPT | 4.10 |
| 981611 | #10 -3/8" NPT | 4.50 |
| 981612 | #12 - 3/4" NPT | 7.50 |
| 981614 | #12 -1/2" NPT | 7.50 |
| 981644 | #4 -1/4" NPT | 2.10 |
| 981662 | #6 -1/8" NPT | 2.45 |
| 981666 | #6 - 3/8" NPT | 2.70 |
| 981668 | #6 - 1/2" NPT | 4.10 |
| 981688 | #8 -1/2" NPT | 4.10 |
| 982203 | 90* #3 -1/8" NPT | 6.20 |
| 982204 | 90* #4 -1/8" NPT | 5.50 |
| 982208 | 90* #8 -3/8" NPT | 7.50 |
| 982210 | 90* #10 -1/2" NPT | 12.40 |
| 982244 | 90* #4 -1/4" NPT | 6.20 |
| 982262 | 90* #6 -1/8" NPT | 7.50 |
| 982266 | 90* #6 -3/8" NPT | 8.60 |
| 982306 | 45* #6 -1/4" NPT | 6.20 |

| UNIONS | | |
|--------|--------------------|--------|
| PART # | DESCRIPTION | AMOUNT |
| 980404 | #4 Bulkhead/On Run | 10.30 |
| 981503 | #3 Male Flare | 2.05 |
| 981504 | #4 Male Flare | 2.05 |
| 981506 | #6 Male Flare | 2.05 |
| 981508 | #8 Male Flare | 4.11 |
| 981510 | #10 Male Flare | 3.52 |
| 981512 | #12 Male Flare | 8.75 |
| 983203 | #3 Bulkhead | 3.32 |
| 983204 | #4 Bulkhead | 3.00 |
| 983206 | #6 Bulkhead | 3.32 |
| 983208 | #8 Bulkhead | 5.50 |
| 983210 | #10 Bulkhead | 8.25 |
| 983212 | #12 Bulkhead | 10.35 |
| 983304 | #4 90* Bulkhead | 5.00 |
| 983306 | #6 90* Bulkhead | 6.75 |
| 983308 | #8 90* Bulkhead | 10.25 |
| 983310 | #10 90* Bulkhead | 13.50 |
| 983312 | #12 90* Bulkhead | 20.50 |
| 983704 | #4 45* Bulkhead | 5.00 |
| 983708 | #8 45* Bulkhead | 10.00 |

| HOSES | | |
|--------|---------------------|--------|
| PART # | DESCRIPTION | AMOUNT |
| 300004 | #4 Stainless Steel | 4.82 |
| 300006 | #6 Stainless Steel | 5.40 |
| 300008 | #8 Stainless Steel | 6.50 |
| 300010 | #10 Stainless Steel | 7.50 |
| 300012 | #12 Stainless Steel | 8.50 |
| 300016 | #16 Stainless Steel | 10.59 |
| 610003 | #3 Stainless Teflon | 2.63 |
| 610004 | #4 Stainless Teflon | 3.15 |
| 610006 | #6 Stainless Teflon | 5.20 |

| COUPLERS | | |
|----------|-----------------|--------|
| PART # | DESCRIPTION | AMOUNT |
| 900104 | #4 Female | 4.80 |
| 900106 | #6 Female | 4.80 |
| 900108 | #8 Female | 6.00 |
| 900110 | #10 Female | 7.80 |
| 900112 | #12 Female | 10.80 |
| 924504 | #4 45* Female | 9.65 |
| 924506 | #6 45* Female | 9.65 |
| 924508 | #8 45* Female | 11.90 |
| 924510 | #10 45* Female | 15.60 |
| 924512 | #12 45* Female | 16.60 |
| 929004 | #4 90* Female | 9.65 |
| 929006 | #6 90* Female | 9.65 |
| 929008 | #8 90* Female | 11.90 |
| 929010 | #10 90* Female | 15.60 |
| 929012 | #12 90* Female | 16.60 |
| 991001 | 1/8" NPT Female | 2.40 |
| 991002 | 1/4" NPT Female | 2.75 |
| 991003 | 3/8" NPT Female | 4.60 |
| 991004 | 1/2" NPT Female | 7.50 |
| 991101 | 1/8" NPT Male | 1.80 |
| 991102 | 1/4" NPT Male | 2.75 |
| 991103 | 3/8" NPT Male | 4.80 |
| 991104 | 1/2" NPT Male | 6.20 |
| 993204 | 3/8" NPT | 1.27 |
| 993205 | 1/2" NPT | 2.75 |
| 993206 | 3/4" NPT | 3.45 |

| REDUCERS | | |
|----------|-----------------|--------|
| PART # | DESCRIPTION | AMOUNT |
| 991912 | #6 - #8 Flare | 4.75 |
| 991915 | #8 - #10 Flare | 6.90 |
| 991920 | #10 - #12 Flare | 10.35 |

| SPECIALTY FITTINGS | | |
|--------------------|--------------------|--------|
| PART# | DESCRIPTION | AMOUNT |
| 700106 | #6 Holley 7/8" -20 | 6.00 |
| 700108 | #8 Holley 7/8" -20 | 6.00 |

| PLUGS | | |
|--------|---------------------|--------|
| PART # | DESCRIPTION | AMOUNT |
| 980606 | #6 Flare | 1.07 |
| 980608 | #8 Flare | 2.05 |
| 980610 | #10 Flare | 2.75 |
| 980612 | #12 Flare | 4.00 |
| 981404 | #4 Straight Thread | 1.70 |
| 981406 | #6 Straight Thread | 1.73 |
| 981408 | #8 Straight Thread | 2.75 |
| 981410 | #10 Straight Thread | 4.10 |
| 981412 | #12 Straight Thread | 6.20 |
| 993202 | 1/8" NPT | 1.00 |
| 993203 | 1/4" NPT | 1.00 |
| 993204 | 3/8" NPT | 1.27 |
| 993205 | 1/2" NPT | 2.75 |
| 993206 | 3/4" NPT | 3.45 |

| TUBE NUTS & SLEEVES | | |
|---------------------|----------------|--------|
| PART # | DESCRIPTION | AMOUNT |
| 981803 | #3 Tube Nut | .70 |
| 981804 | #4 Tube Nut | .70 |
| 981806 | #6 Tube Nut | .90 |
| 981808 | #8 Tube Nut | 1.35 |
| 981903 | #3 Tube Sleeve | .65 |
| 981904 | #4 Tube Sleeve | .65 |
| 981906 | #6 Tube Sleeve | .65 |
| 981908 | #8 Tube Sleeve | 1.02 |

| TEES | | |
|--------|-----------------|--------|
| PART # | DESCRIPTION | AMOUNT |
| 982403 | #3 Flare | 6.75 |
| 982404 | #4 Flare | 6.75 |
| 982406 | #6 Flare | 6.75 |
| 982408 | #8 Flare | 13.50 |
| 982410 | #10 Flare | 16.40 |
| 982412 | #12 Flare | 22.00 |
| 991701 | 1/8" NPT Female | 10.25 |
| 991702 | 1/4" NPT Female | 12.00 |
| 991703 | 3/8" NPT Female | 17.25 |
| 991704 | 1/2" NPT Female | 21.00 |

| CAPS | | |
|--------|-------------|--------|
| PART # | DESCRIPTION | AMOUNT |
| 992903 | #3 Cap | 1.35 |
| 992904 | #4 Cap | 1.35 |
| 992906 | #6 Cap | 1.50 |
| 992908 | #8 Cap | 3.00 |
| 992910 | #10 Cap | 4.00 |
| 992912 | #12 Cap | 5.50 |

| BULKHEAD NUTS | | |
|---------------|------------------|--------|
| PART # | DESCRIPTION | AMOUNT |
| 992403 | #3 3/8" - 24 | .70 |
| 992404 | #4 7/16" - 20 | .70 |
| 992406 | #6 9/16" -18 | .70 |
| 992408 | #8 3/4" - 16 | 1.70 |
| 992410 | #10 7/8" - 12 | 1.70 |
| 992412 | #12 1-1/16" - 12 | 1.93 |

| GAUGE ADAPTERS | | |
|----------------|----------------------|--------|
| PART # | DESCRIPTION | AMOUNT |
| 140034 | 1/8" NPT -7/8"-20 | 8.00 |
| 700192 | #6 Male - #6 Male | 6.85 |
| 700194 | #6 - 3/8" NPT | 6.85 |
| 700195 | #6 Male - #6 Female | 8.25 |
| 700196 | #8 Male - #8 Male | 8.00 |
| 700198 | #8 - 3/8" NPT | 8.00 |
| 700199 | #8 Male - #8 Female | 9.50 |
| 705003 | #3 Male - 1/8 NPT Fe | 4.33 |
| 705004 | 1/8" NPT Fe- #4 Male | 1.68 |
| 705200 | 1/4" NPT Fe- #4 Male | 5.08 |

| FUEL PSI GAUGES | | |
|-----------------|-------------|--------|
| PART# | DESCRIPTION | AMOUNT |
| BG170124 | 0-15# Gauge | 26.50 |
| BG170024 | 0-30# Gauge | 26.50 |
| BG170126 | 0-30# Gauge | 26.50 |

(bottom mount)





Racing Hose and Fittings



Free Hose Assembly
Up to 45% lighter...
See how fast "lite" can be!

Flame retardant and 45% lighter than conventional high performance hose

StartLite Racing Hose utilizes a fire-retardant Nomex cover and Aeroquip's patented AQP® elastomer inner tube. StartLite hose assemblies are 45% lighter in weight than conventional high performance assemblies! For ultimate weight savings, use aluminum crimp-style swivel fittings, which are available in sizes -04 thru -20 and are crimped using the Aeroquip ProCrimp® 1380 assembly machine. For ultimate field serviceability, choose Aeroquip's high

Hose Specifications

| Hose Dash Size | Hose I.D. | Hose O.D. | Maximum Operating Pressure | Minimum Bend Radius | Weight Per Foot | Vacuum | Part Number | Amount Per Foot |
|----------------|-----------|-----------|----------------------------|---------------------|-----------------|---------|-------------|-----------------|
| | INCH | INCH | PSI | INCHES | POUND | INCH/HG | | |
| -04 | .22 | .34 | 200 | 2.00 | .05 | 20 | FBU0400 | \$14.29 |
| -06 | .34 | .55 | 200 | 2.50 | .08 | 20 | FBU0600 | 16.20 |
| -08 | .44 | .64 | 200 | 3.50 | .11 | 20 | FBU0800 | 20.14 |
| -10 | .56 | .80 | 200 | 4.00 | .14 | 20 | FBU1000 | 23.51 |
| -12 | .69 | .93 | 200/100 | 4.50 | .16 | 20 | FBU1200 | 26.44 |



Aeroquip StartLite Hose & Fittings

Straight Fitting

S.A.E.
37°
(JIC/AN)



| Hose Size | Part Number | Amount |
|-----------|-------------|---------|
| -04 | FBM4211 | \$13.13 |
| -06 | FBM4212 | 7.46 |
| -08 | FBM4213 | 8.86 |
| -10 | FBM4214 | 13.15 |
| -12 | FBM4215 | 14.97 |

45° Elbow Fitting

S.A.E.
37°
(JIC/AN)



| Hose Size | Part Number | Amount |
|-----------|-------------|---------|
| -04 | FBM4121 | \$23.17 |
| -06 | FBM4222 | 19.29 |
| -08 | FBM4223 | 20.72 |
| -10 | FBM4224 | 25.65 |
| -12 | FBM4225 | 30.60 |

90° Elbow Fitting

S.A.E.
37°
(JIC/AN)



| Hose Size | Part Number | Amount |
|-----------|-------------|---------|
| -04 | FBM4131 | \$23.25 |
| -06 | FBM4232 | 19.22 |
| -08 | FBM4233 | 19.93 |
| -10 | FBM4234 | 25.65 |
| -12 | FBM4235 | 30.90 |

120° Elbow Fitting

S.A.E.
37°
(JIC/AN)



| Hose Size | Part Number | Amount |
|-----------|-------------|---------|
| -04 | FBM4141 | \$24.40 |
| -06 | FBM4242 | 22.20 |
| -08 | FBM4243 | 22.94 |
| -10 | FBM4244 | 29.03 |
| -12 | FBM4245 | 34.40 |

150° Elbow Fitting

S.A.E.
37°
(JIC/AN)



| Hose Size | Part Number | Amount |
|-----------|-------------|---------|
| -04 | FBM4151 | \$24.59 |
| -06 | FBM4252 | 23.96 |
| -08 | FBM4253 | 24.15 |
| -10 | FBM4254 | 30.69 |
| -12 | FBM4255 | 31.75 |

Firesleeve



| Hose Size | Part Number | Amount Per Foot |
|-----------|-------------|-----------------|
| -06 | FBS0900 | \$7.31 |
| -08 | FBS1100 | 9.00 |
| -10 | FBS1300 | 10.10 |
| -12 | FBS1600 | 12.50 |

The One Stop Chassis Shop

24-hour FAX (636) 356-4667 <http://jerrybickel.com> (636) 356-4727

Headers & Accessories

Pro Headers


JBRC has complete fabricated headers in straight and step models available for most popular engines and chassis combinations.



| | Tube Size | Amount |
|--------------------|--------------------------|-----------|
| Single Step | Up to 2 1/2" | \$1050.00 |
| | Up to 2 5/8" | 1150.00 |
| Two Step | 2 3/8" x 2 1/2" | 1075.00 |
| | 2 1/2" x 2 5/8" | 1100.00 |
| | 2 5/8" x 2 3/4" | 1150.00 |
| Three Step | 2 1/4" x 2 3/8" x 2 1/2" | 1050.00 |
| | 2 3/8" x 2 1/2" x 2 5/8" | 1075.00 |
| | 2 1/2" x 2 5/8" x 2 3/4" | 1150.00 |

Your Choice of Slip On Collector Size

Mild Steel Mandrel Bends



18 gauge J and U bends are available in many combinations of radius, tube diameter

U-Bends

| Part No. | Radius | Dia | A | B | Price |
|----------|--------|-------|----|----|---------|
| 12220 | 6 | 1 3/4 | 12 | 12 | \$25.99 |
| 12230 | 6 | 1 7/8 | 12 | 12 | 25.99 |
| 12240 | 6 | 2 | 12 | 12 | 25.99 |
| 12250 | 6 | 2 1/8 | 12 | 12 | 25.99 |
| 12260 | 6 | 2 1/4 | 12 | 12 | 28.99 |
| 12270 | 6 | 2 1/2 | 12 | 12 | 30.99 |

J-Bends

| Part No. | Radius | Dia | A | B | Price |
|----------|--------|-------|---|----|---------|
| 12550 | 2 1/2 | 1 3/4 | 6 | 15 | \$18.99 |
| 12558 | 2 1/2 | 1 7/8 | 6 | 15 | 21.99 |
| 12560 | 3 | 1 7/8 | 6 | 15 | 21.99 |
| 12570 | 3 | 2 | 6 | 15 | 21.99 |
| 12572 | 4 | 2 | 6 | 15 | 23.99 |
| 12580 | 3 | 2 1/8 | 6 | 15 | 23.99 |
| 12582 | 4 | 2 1/8 | 6 | 15 | 24.99 |
| 12590 | 3 1/2 | 2 1/4 | 6 | 12 | 24.99 |
| 12592 | 4 | 2 1/4 | 6 | 15 | 24.99 |
| 12597 | 4 | 2 1/2 | 6 | 15 | 32.99 |

Pro Stainless Headers

4 to 1 Merges and Tri-Y Designs Available

Manufactured from mandrel bent .035 wall 321 stainless steel tubing. Special stainless header flanges feature dual Chev/Olds bolt patterns. 2 1/8", 2 1/4", 2 3/8" and 2 1/2" tube sizes to choose from. All collectors and merges are hand built to your specifications. Currently used by a several Pro/Stock Teams.


\$3,250.00



Collectors

Stainless Steel Custom Collectors, available in Std or Merged.

Header Studs



Part No. Type Application Price

| | | | |
|---------|-----------|-----|----------|
| 1001403 | Black | SBC | \$49.00 |
| 4001403 | Stainless | SBC | \$129.00 |
| 1001402 | Black | BBC | 39.00 |
| 4001402 | Stainless | BBC | 99.00 |

90 Degree Elbows



Used to direct exhaust away from underside of car. Welds to collector.

Part No. Diameter Price

| | | |
|----------|----|---------|
| JBRC1140 | 4" | \$42.00 |
|----------|----|---------|

Header Components

EGT Weldments RAC-EGT - \$6.00
 O2 Weld Bung KAN85-21688 - \$8.00
 O2 Male Plug KAN85-21686 - \$8.00
 Stainless EGT Weldment JB1078 - \$1600
 Stainless O2 Weld Bung JB1079 - \$16.00

Header Collector Tabs


JBRC1125 - \$16.00 Set (4)

Header Bolts

FAS-050 Short 3/8" \$.90 ea.
 FAS-051 Long 3/8" \$1.00 ea.

Stainless Collector Retaining Spring

JBRC10000 - \$3.50 ea.




"In The Race For Quality, There is No Finish Line"



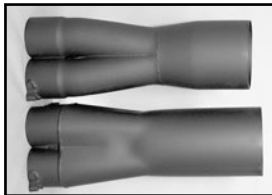
BBC Pro Header Kits

JBRC now offers BBC Pro/Stock Header Kits available in 2 1/4", 2 3/8", 2 1/2" and 2 3/8" , 2 1/2" stepped. All kits include 8-Welded Header Tubes, pair of Laser Cut Flanges, Collector Tabs, Bolts and Gaskets. Standard and Merged slip on collectors sold separately.



NEW!

| Part NO. | Description | Tube Size | Amount |
|----------|-------------|-----------------|----------|
| 904700 | BBC Strut | 2 1/4" | \$199.00 |
| 904701 | BBC Strut | 2 1/4" x 2 3/8" | 249.00 |
| 904800 | BBC Strut | 2 3/8" | 199.00 |
| 904801 | BBC Strut | 2 3/8" x 2 1/2" | 249.00 |
| 904900 | BBC Strut | 2 1/2" | 199.00 |



Collectors

Standard \$198.00 pr.
Merged \$498.00 pr.

| Part NO. | Description | Tube Size |
|-------------|--------------------|-----------------|
| 83-312302JB | Standard Collector | 1 3/4" x 3" |
| 83-412302JB | Standard Collector | 1 7/8" x 3" |
| 83-412352JB | Standard Collector | 1 7/8" x 3 1/2" |
| 83-512352JB | Standard Collector | 2" x 3 1/2" |
| 83-612352JB | Standard Collector | 2 1/8" x 3 1/2" |
| 83-612402JB | Standard Collector | 2 1/8" x 4" |
| 83-712402JB | Standard Collector | 2 1/4" x 4" |
| 83-812452JB | Standard Collector | 2 3/8" x 4 1/2" |
| 83-912452JB | Standard Collector | 2 1/2" x 4 1/2" |
| 83-912502JB | Standard Collector | 2 1/2" x 5" |
| 80-01514JB | Merged Collector | 1 3/4" x 3" |
| 80-01515JB | Merged Collector | 1 7/8" x 3" |
| 80-00515JB | Merged Collector | 1 7/8" x 3 1/2" |
| 80-00516JB | Merged Collector | 2" x 3 1/2" |
| 80-00517JB | Merged Collector | 2 1/8" x 3 1/2" |
| 80-02517JB | Merged Collector | 2 1/8" x 4" |
| 80-02518JB | Merged Collector | 2 1/4" x 4" |
| 80-03510JB | Merged Collector | 2 1/2" x 4 1/2" |
| 80-03519JB | Merged Collector | 2 3/8" x 4 1/2" |
| 80-04510JB | Merged Collector | 2 1/2" x 5" |

Pan Evac Kit

- 18mm Weld Bung
- Male Adapter
- 18mm plug
- 18mm washer

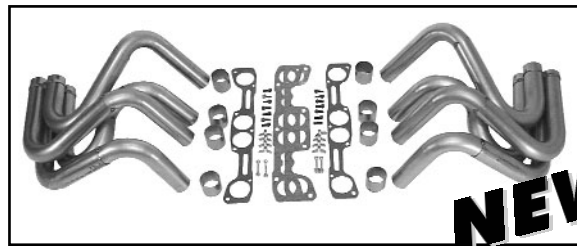
85-100950 - \$15.00



NEW!

SBC Pro Header Kits


JBRC now offers SBC Pro Header Kits. Designed around your typical strut front suspension. Six kits to choose from offering a variety of tube sizes for your standard Chevrolet, Stahl or Spread Port Heads. Standard and Merged slip on collectors sold separately.



NEW!

| Part NO. | Description | Tube Size | Amount |
|----------|-------------------|-------------|----------|
| 1-905300 | SBC Strut-chev | 1 3/4" | \$179.00 |
| 2-905400 | SBC Strut-stahl | 1 7/8" | 199.00 |
| 2-905401 | SBC Strut-stahl | 1 7/8" x 2" | 249.00 |
| 3-905401 | SBC Strut-spd/pt | 1 7/8" x 2" | 249.00 |
| 3-905500 | SBC Strut-spd/pt | 2" | 199.00 |
| 3-905501 | SBC Strut-spd/pt | 2" x 2 1/8" | 249.00 |
| 4-905401 | SBC Strut 15°/18° | 1 7/8" x 2" | 249.00 |


NGK Air/Fuel Sensor Kits



Used with the Racepak data recorder. Can be used to read the fuel/air ratio on each cylinder when installed in the individual header tubes, or in collectors to read the average of both sides of the engine.

| | | |
|--------------|----------------|-----------|
| NGK-O2 KIT | Complete Kit | \$1378.00 |
| NGK-TC6110A | Controller | \$520.00 |
| NGK-TH2009WI | Wiring Harness | \$78.00 |
| NGK-TL6312WI | O2 Sensor | \$780.00 |

Air/Fuel Sensor Controller Mounts



Aluminum Air/Fuel Controller Mounting Brackets. Bolts to mounting surface. Provisions for foam insulation and tie wraps for securing

controllers together and to mount. Available in single, dual and quad .

| | | |
|--------|--------|---------|
| JB-246 | Single | \$20.00 |
| JB-247 | Dual | \$25.00 |
| JB-248 | Quad | \$32.00 |

NEW!

The One Stop Chassis Shop

24-hour FAX (636) 356-4667 <http://jerrybickel.com> (636) 356-4727

Bottle Mounts

Bottle Mounts

Nitrous Bottle Mount

Available for both single and dual NOS bottle mounting applications. The lower portion of bottle is mounted in a slip-fit cup mount, while the upper portion of bottle is retained by a 360 degree wrap-around retaining ring secured by a T-bolt, making for easy installation and removal. An upper bottle restraint is also included. Available for 6-3/8" Dia. and 7" Dia bottles. (please specify when ordering)


Dual JBRC1028 - \$350.00
Single JBRC1029 - \$225.00



CO2 Bottle Mount

With this mount, the lower portion of the CO2 bottle is retained by a slip-fit cup mount. The upper portion of the bottle is retained by a wrap-around band secured by a T-bolt clamp for quick installation and removal. This kit is available for both the 10 oz. and 2-1/2# bottle.

JBRC1105 - 2-1/2# - \$95.00
JBRC1105C - 10 oz - \$55.00




CO2 Bottles & Regulators

10oz CO2 Bottle with Valve
JBRC1105A - \$75.00

2.5# CO2 Bottle with Valve
JBRC1105B - \$125.00

125 psi Regulator with Filter
JBRC1105R - \$75.00



Dry Sump Breather Tank

- 3/8" NPT inlet
- Use as a remote breather/oil separator
- Designed to be panel-mounted and comes complete with filtered breather
- Dimensions: 3 1/8" dia., 6 1/2" high w/o filter

MOR85470 - \$69.00



Fire Bottle Mount

This kit is available for mounting a 5# or 10# fire system bottle. It is designed to be welded to roll bar tubing or body mounting pins. The fire bottle lays against two 4130 moly formed pads and is attached with two T-bolt clamps utilizing a 1/4"-28 T-bolt with self-locking nut. Kit comes



complete with clamps, pads and mounting stand-off tubes.


See page 47 for fire suppression kits.

5# Mount **JBRC1052 - \$40.00**
 10# Mount **JBRC1053 - \$50.00**

Dry Sump Tank Mount

Constructed of 4130 moly and heliarc welded. Designed to be used with stainless steel T-bolt

clamps. Light-weight and strong, bolts to engine plate.



JBRC5033
 Straight Mount
\$125.00
JBRC5033A
 Angle Mount
\$125.00
 Clamps sold separately



Billet Aluminum Bottle Mounts

NEW!




- Perfect for NOS, CO₂, & Fire Bottles.
- New design may be mounted on tabs or flat surface.
- Accepted Bar Mount for mounting to round tubing.
- Micro polished 6061-T6 billet aluminum.
- Easy spin knob for quick bottle changing.
- Radiused outside edges.
- Accepted by most sanctioning bodies.

| PART# | SIZE | AMOUNT |
|---------|----------|---------|
| C72-101 | 2" D | \$37.95 |
| C72-102 | 2.875" D | 37.95 |
| C72-103 | 3.200" D | 37.95 |
| C72-104 | 3.550" D | 37.95 |
| C72-106 | 4" D | 39.95 |
| C72-110 | 4.250" D | 39.95 |
| C72-107 | 4.312" D | 39.95 |
| C72-108 | 4.375" D | 39.95 |
| C72-109 | 4.500" D | 39.95 |
| C72-111 | 5" D | 41.95 |
| C72-112 | 5.100" D | 41.95 |
| C72-113 | 5.250" D | 41.95 |
| C72-115 | 6.200" D | 54.95 |

Bottle Mounts

Billet Aluminum Bar Mounts

- Clamps directly to tubing.
- Eliminates the need for welding on chassis.
- Accepts Bottle Mounts Listed above.
- Ideal for add-on accessories.



| PART# | SIZE | AMOUNT |
|---------|----------|---------|
| C72-300 | .750" D | \$29.95 |
| C72-301 | .875" D | 29.95 |
| C72-302 | 1" D | 29.95 |
| C72-303 | 1.125" D | 29.95 |
| C72-304 | 1.250" D | 29.95 |
| C72-305 | 1.375" D | 29.95 |
| C72-306 | 1.500" D | 29.95 |
| C72-307 | 1.625" D | 29.95 |
| C72-308 | 1.750" D | 29.95 |

T-Bolt Clamps

Clamps feature a T-bolt and trunnion-style latch for easy installation with a wedge bridge for strength, durability and equalized clamping pressure. Clamps have a 3/4" wide 301 stainless steel band and trunnion, plus a heat treated steel 1/4"-28 T-bolt and nut. Available in a vari-



T-Bolt Clamp Dimensions & Pricing

| Grip Dimensions | Part No. | Amount |
|--------------------|----------|--------|
| 1-1/4" - 1-1/2" | JBRC5900 | \$9.00 |
| 1-25/32" - 2-3/32" | JBRC5902 | 11.50 |
| 2-9/32" - 2-19/32" | JBRC5904 | 12.50 |
| 2-25/32" - 3-3/32" | JBRC5906 | 12.75 |
| 3-25/32" - 4-3/32" | JBRC5908 | 13.25 |
| 4-9/32" - 4-19/32" | JBRC5910 | 12.50 |
| 5-9/32" - 5-19/32" | JBRC5912 | 14.50 |
| 6-9/32" - 6-19/32" | JBRC5914 | 14.50 |
| 6-25/32" - 7-3/32" | JBRC5916 | 15.50 |
| 7" - 7-1/2" | JBRC5918 | 15.75 |




EAR41006 - 10 Row Cooler \$90.00

11 7/8" x 2 3/4"

Aluminum Transmission Oil Coolers

Transmission coolers are light weight and built maximum, long lasting durability and optimum cooling. Plumbed with male #6-AN fittings to make hook-up easy.



EAR41906 - HD 19 Row Cooler - \$187.00

11 7/8" x 5 5/8"

The One Stop Chassis Shop

24-hour FAX (636) 356-4667 <http://jerrybickel.com> (636) 356-4727

Body Kits & Mounts

Grand/Am and Cavalier **BODY KITS**

Body Kits
\$4830.00



NEW!

Body Kit Includes

- One-Piece Front End and Hood.
- Roof includes Windshield Post.
- Quarter Panels
- Deck Lid and Filler Panel
- Dash
- Doors
- Rear Wheel-Openings fit any size tire.
- Body Dimension Sheets.

Features

- Lap-Over Flanges for easy Body Assembly.
- Accepts Factory Headlamp and Taillamp.
- Vinyl Lamp Kits available.
- Complete Window Kits.
- Constructed of Lightweight Fiberglass.
- Designed in GM Windtunnel.

Cavalier Lamp Package

GM Racing Body's are designed to accept these Complete Lamp Assemblies. Kit includes Headlamps, Marker Lamps, Tail Lamps, and Backup Lamps.

JBRC2204 - \$569.00

Grand/Am Lamp Package

GM Racing Body's are designed to accept these Complete Lamp Assemblies. Kit includes Headlamps, and Tail Lamps.


JBRC2203 - \$796.00

Rocker Panels

Custom fabricated from .028 Steel, our rocker panels are the first step in mounting the body of a panel car. Extra long to insure a good fit. Spot welding makes these panels strong, yet light.

JBRC2031 - \$250.00 pair

Cavalier Grand/Am Outside Door Handle Package



GM Racing Doors have provisions for this kit. Used with **JBRC2020** Door Latch Kit (page 52). Includes Right and Left Door Handles and Linkage.


JBRC2202 - \$109.00 pair

Templates

Fabricated to fit factory body contour of roof, windshield and quarter panels to insure accurate dimensions during body mounting.

JBRC4001 - \$375 set

Cavalier Grand/Am
JBRC4001C
JBRC4001P
\$800.00 Set





Front End To Chassis Mount Kit

Because of the unique design of the *JBRC* fiberglass front end mount kit, removal and installation of the front end is quick and easy. The design eliminates any chance of binding due to the slip in receiver grooves and centering brackets welded to the cross tube. Because it's constructed of rugged, yet light-weight 4130 moly tubing, it offers structural support at critical pressure points on the fiberglass front end. Comes complete with two chassis mounting guides, front end centering tabs, all necessary mount tubing and 4130 chrome moly mounting plates. Welding and fiberglassing necessary.

JBRC2016 - \$89.00

Features interlocking front end to chassis mounts




JB-46A
\$10.00
JB-47
\$6.00

Front End to Body Mount Kit

This kit provides an excellent way to mount your fiberglass front end at the firewall/cowl and lower fender to rocker areas. Constructed of 4130 moly tubing. The upper bracketry is designed for mounting to forward chassis strut tube and lower bracketry mounts to front side of rocker panel. Kit comes complete with all bent tubing, DZUS plates, springs and large Pro Stock style DZUS fasteners.

JBRC2015 - \$69.00




Door Hinge Mount Kit

The *JBRC* Door Hinge Kit is designed to be used with after market light-weight fiberglass doors. This kit is constructed of 4130 moly tubing and mounting plates. Our design makes removing and installing of doors easy by lift-off type construction with a unique safety stop which allows the door to be removed only when in an open position. Includes all necessary mounting hardware.

JBRC2019 - \$160.00



'63 Vette Door Hinge Kit




This kit offers same easy door removal and installation as our JBRC2019 kit. Designed with correct hinge geometry allowing door to open away from body. All components fabricated from 4130 material. Includes all necessary hardware

JBRC2019A - \$175.00

Steel Main Body Mounting Kit

Kit comes with weld-on body mount plates and tubes to mount the steel roof and quarters to the chassis.


JBRC2029 - \$49.00




Fiberglass Main Body Mounting Kit

Kit comes with fiberglass mounting pads and tubes to mount the fiberglass roof and quarters to the chassis.

JBRC2028 - \$49.00




Outside Door Handle Kit



For Cutlass, Beretta, Lumina and Grand Prix, our kit comes complete with custom fabricated hardware and working blueprint to make mounting to fiberglass doors a breeze.

JBRC2022 - \$150.00

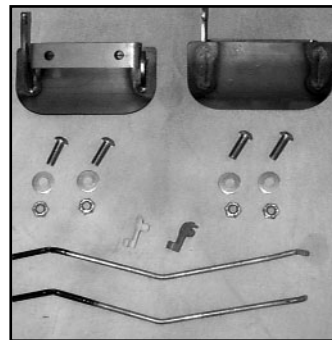
Outside Door Handles



This kit is designed for use with a recessed pocket outside door handle mounting application. Comes with handles, release rods and retaining clips. Dimensions are 6" wide by 1-1/4" tall.

JBRC2022A - \$79.00


Firebird Outside Door Handle Kit



Designed to fit the 2nd design **Hairy Glass** late model Firebird outside door handle pocket. Constructed from 4130 moly, comes complete with handles, linkage and clips.

JBRC2022B - \$69.00


Camaro Outside Door Handle Kit



Designed to fit the 2nd design **Hairy Glass** late model Camaro outside door handle pocket. Constructed from 4130 moly, comes complete with handles, linkage and clips.

JBRC2022C - \$69.00

Inside Door Handle Kit



This *JBRC* design fastens to the inside of aluminum door panels. This kit includes an aluminum mounting channel, red anodized aluminum handles, linkage rods, quick release linkage ends and fastening hardware.

JBRC2021 - \$79.00

Door Latch Kit




This kit is designed for use with fiberglass doors and comes complete with right and left door latches, strikers and mounting hardware. The latches are lightweight in construction yet offer a very

secure latching power.

JBRC2020 - \$125.00

Slim-Line Door Latch Kit



Designed for use on doors where door jam width is at a minimum. Only 1.810" wide, allowing for installation on the thinnest door jam applications. Comes with latches, strikers and hardware.

JBRC2020A - \$69.00

Tow Hook Kit

This *JBRC* kit comes with machined roof post attaching tube to be installed in roll cage. A chrome plated tow hook and quick release pin completes this handy, functional kit.

3/8" Pin **JBRC2017 - \$59.00**

1/2" Pin **JBRC2017HD - \$89.00**

Door Safety Strap Kit

Keeps the door from being damaged by being opened too far. The kit has a weld on tab that attaches to the chassis door bar and a bolt-on bracket that fastens to the inner door panel.




JBRC3009K - \$49.00



Scoops & Accessories

NEW!

New Millennium




Recent windtunnel testing show this hood scoop to have a lower drag coefficient than any other ever tested. Tack testing have netted 202mph runs from a 500cid NHRA pro

stock. Will fit dominator carbs only, not splits. Available complete with tray pan and hardware or as a bare scoop.

| | | |
|--------------------|--------------------|-----------------|
| Scoop Only | JBRC2117 | \$350.00 |
| Assembly | JBRC2116 | 695.00 |
| *Scoop Only Carbon | JBRC2117C | 750.00 |
| *Assembly Carbon | JBRC2117C-A | 1250.00 |

Aero Slim Line Hood Scoop



Designed to reduce the frontal area of the hood scoop.

This scoop has the lowest drag coefficient tested to date. Will fit dominator carbs only, not splits. Available complete with tray pan and hardware or as a bare scoop.

| | | |
|--------------|------------------|-------------------|
| Scoop Only - | JBRC2103 | - \$350.00 |
| Assembly - | JBRC2103A | - \$695.00 |

NHRA Pro Hood Scoop



For use on NHRA legal 500 cubic inch Pro Stock applications.

Measures 16" wide by 11" tall.


| | |
|-----------------|-----------------------------|
| JBRC2100 | - \$225.00 |
| Assembly - | JBRC2100A - \$695.00 |

Pro Modified/NOS Hood Scoop

For use on NOS assisted engines where additional scoop width is required to clear NOS solenoid and nozzles. Measures 18" wide by 13" tall. Same as JBRC2100 with 2" added to width and height.

| | |
|-----------------|-----------------------------|
| JBRC2102 | - \$225.00 |
| Assembly - | JBRC2102A - \$695.00 |

Big Gulp



The latest scoop designed for maximum engine performance and low drag coefficient. Initial testing netted 200 mph runs in NHRA Pro Stock Trim.

Available in carbon or fiberglass as an assembly or bare, Isolator tray has radius inlet for improved air flow.

| | | |
|--------------------|--------------------|-----------------|
| *Scoop Only | JBRC2108 | \$450.00 |
| *Assembly | JBRC2108-A | 950.00 |
| *Scoop Only Carbon | JBRC2108C | 750.00 |
| *Assembly Carbon | JBRC2108C-A | 1250.00 |

Gulp And A Half

This scoop has same design as the JBRC2108 with 2 1/4" added to the width. Used with split carburetor or NOS systems.

| | | |
|--------------------|--------------------|-----------------|
| *Scoop Only | JBRC2111 | \$450.00 |
| *Assembly | JBRC2111-A | 950.00 |
| *Scoop Only Carbon | JBRC2111C | 750.00 |
| *Assembly Carbon | JBRC2111C-A | 1250.00 |

Scoop Lip

New design scoop has 2 piece construction. This allows scoop to be fit to any hood height. This lip bolts to the lower section of the scoop. Scoops are extra long at the windshield and at the hood line.



Included with 2 piece scoops.

*** Scoops with two piece construction**

Scoop Opening Support

Designed to strengthen scoop opening and includes 4130 streamlined tubing vertical support, 4 mounting plates and necessary fasteners.



JBRC2006 - \$35.00


IHRA Mountain Motor Hood Scoop

For use on Mountain Motor. Measures 17" wide by 13" tall. Same as JBRC2100 with 1" added to width and 2" to height.

| | |
|-----------------|-----------------------------|
| JBRC2101 | - \$225.00 |
| Assembly - | JBRC2101A - \$695.00 |

The One Stop Chassis Shop

24-hour FAX (636) 356-4667 <http://jerrybickel.com> (636) 356-4727




JBRC Hood Scoop Assemblies

We have done the testing for you and offer the same scoop assembly that is standard equipment on all **JBRC** built race cars. This unit comes with inner pan installed, custom air pan isolator, scoop to carb DZUS fastener kit, scoop opening support and scoop plug. In testing and actual race conditions, this assembly has provided significant performance improvements and has shown increases from 1 to 1-1/2 MPH gains. The isolator tray has a unique bell-formed radius inlet for improved air flow and is available for single, dual and split dominators and the standard Holley single and dual 4-barrel applications.

Carbon Fiber Inner Scoop Isolator Tray Assembly

One Piece Carbon Fiber Inner Tray is extremely strong and lightweight. Trim fit and bond to the inside of your scoop and you are done. Dominator carbs only 9% centers.


JBRC2116T - \$200.00



Scoop Support Rod Kit

Designed to mount scoop directly to engine via support rods. Completely adjustable. Kit comes with 4 adjustable rods and all mounting hardware.

JBRC2027
\$89.00




Scoop to Carb DZUS Fastener Kit

Completely fabricated on DZUS mounting end with threaded portion left in kit form for custom dimensioning. DZUS fasteners included.

1/4" **JBRC2007**
\$29.50

5/16" **JBRC2008**
\$29.50




Velocity Stacks

Custom spun aluminum velocity stacks fit standard and dominator Holley carbs. Ideal for use in mounting isolator trays in air boxes and scoops. Effective for increasing air flow to carbs.

MRS64640000
Standard - **\$30.00**


MRS64644500
Dominator - **\$30.00**



Scoop Inner Pan

The inner pan fiberglasses to the inside of the hood scoop providing a mounting surface for the isolator tray. Rear wall has a radius bend for improved air flow.

JBRC2003 - \$50.00



Custom Carb Isolator Tray

This tray incorporates a unique bell-formed radius inlet for improved air flow and is available for single, dual & split dominators, Holley single & dual 4-barrel. Custom dimensioning.

Dual - **JBRC2004 - \$75.00**
Single - **JBRC2004A - \$50.00**
Splits - **JBRC2005 - \$95.00**

| Scoop Part Number | Plug Part Number |
|-------------------|------------------|
| JBRC2100 | JBRC5005 |
| JBRC2101 | JBRC5005 |
| JBRC2102 | JBRC5005A |
| JBRC2103 | JBRC5005B |
| JBRC2108 | JBRC5005C |
| JBRC2111 | JBRC5005D |
| JBRC2116 | JBRC5005E |

Custom Plugs Available

Scoop Plugs

Prevent damaging debris from entering your engine with the use of this scoop plug. Available for all **JBRC** style scoops.

\$39.50



Wings & Hardware


Custom Pro Stock Wings

Our Custom Pro Stock Wing Kit is the same wing used on cars manufactured at the **JBRC** chassis shop. To insure proper air flow for chute deployment, the wing is fabricated with three NACA ducts. Available in most pro applications, includes all necessary mounting hardware and adjustable wing support kit. The standard wing is a 14" NHRA legal Pro Stock wing, but other custom lengths are available. Includes Pro Wing Support Kit.



Custom Flat Wing **JBRC2012** - \$450.00

Custom Rolled Wing **JBRC2012R** - \$695.00



Sportsman Wing Kit

Measures 60" long and 14" wide. Easily fit to almost any race car. Mounts to deck lid with aluminum hinge allowing wing to be adjusted to increase down force for track stability. Side plates extra long for custom fitting to your quarter panel. Stamped with NACA ducts to insure proper chute deployment. Comes with stainless button head fasteners and lock nuts. Includes Sportsman Wing Support Kit.

JBRC2012A - \$220.00

Wing Support Hardware

Our kit consists of complete 4130 moly tube assemblies, upper wing supports, rod ends, bumper/wing strut mounts and quick pins. Wing supports are adjustable to 15 different positions. Kits are complete with all attaching hardware. Pro Mod kit attaches to wing deck

Custom Pontiac and Chevrolet Wing Support Kits

• Includes same hardware as in JBRC 2013


JBRC2013C Chevrolet \$180.00

JBRC2013P Pontiac \$180.00



Pro Support Kit

JBRC2013
\$160.00




Pro Mod Support Kit

JBRC2013B
\$140.00

Sportsman Support Kit

JBRC2013A
\$120.00



The One Stop Chassis Shop

24-hour FAX (636) 356-4667 <http://jerrybickel.com> (636) 356-4727

Specialty Components

Carbon Fiber Wheel Tubs



NEW

**Sportsman
Carbon/Fiberglass Tub**

JBRC2115S \$550.00


NHRA Approved Carbon Fiber Wheel Tubs. Two piece construction. Left and right "D" shaped inner tub halves. Left and right tub main body's. Bolt together construction make these ridged units easy to install in close fit areas. Tough inner foam liner protection keeps rocks from damaging tub. When attached to the inner quarter panel this tub makes the rear area of the body extremely strong.

JBRC2115C \$950.00 - Pair

Wheel Tubs

Available in both steel and aluminum, our tubs are fabricated and formed on specialized equipment to ensure quality. Each tub kit features a Pittsburgh Locking Seam as well as bead rolls for additional strength. The steel version is made from 24 gauge mild steel enabling welding. For the weight conscious racer, the .032 aluminum version is half the weight of steel.

NOTE:
All wheel tubs must ship truck freight.



| Dim (L) | (H) | (W) | Steel P/N | Amount | Aluminum P/N | Amount |
|---------|-------|--------|-----------|----------|--------------|----------|
| 43" | 21.5" | 27.25" | COE3002 | \$119.00 | COE3004 | \$149.00 |
| 46" | 23" | 27.25" | COE3003 | 119.00 | COE3005 | 149.00 |
| 36" | 18" | 23.25" | COE3006 | 89.00 | COE3007 | 99.00 |
| 38" | 19" | 23.25" | COE3008 | 89.00 | COE3009 | 99.00 |
| 40" | 20" | 23.25" | COE3010 | 89.00 | COE3011 | 99.00 |

Universal Fiberglass Dash's

This lightweight fiberglass dash can be trimmed-to-fit most tube chassis cars. Can be installed to DZUS in/out. The instrument area has space for use with *JBRC* gauge panel mount. The gauge panels can be stationary mounted behind the dash panel. Quick removal of dash allows access to gauges wiring and bellhousing area.



See
Page 77
for
Custom
Dash
Gauge
Panels



Tires, Wheels, Etc.

Tires, Wheels, Etc.



Goodyear Racing Tires

As a stocking distributor of Goodyear Racing Tires, **JBRC** carries a large variety of the most popular sizes in Front Runners, Super Stock, Super Gas, Pro Stock and Pro Mod tires.

JBRC will check roll-out of rear tires prior to shipping upon request. A charge of \$20.00 per set will be added to the cost.

| Part # | Size | Amount | Part # | Size | Amount |
|--------|-------------|----------|--------|--------------|----------|
| 3701 | 23.0x5.0-15 | \$137.00 | 1984 | 32.0x14.0-15 | \$261.00 |
| 3702 | 24.0x5.0-15 | 140.00 | 1672 | 32.0x14.5-15 | 264.00 |
| 2981 | 25.0x4.5-15 | 142.00 | 1558 | 33.0x14.5-15 | 266.00 |
| 3703 | 26.0x4.5-15 | 140.00 | 1408 | 32.0x16.0-15 | 266.00 |
| 2749 | 27.0x4.5-15 | 141.00 | 1681 | 33.0x15.0-15 | 270.00 |
| 3704 | 28.0x4.5-15 | 142.00 | 1780 | 33.0x16.0-15 | 284.00 |
| 1121 | 22.0x2.5-17 | 127.00 | 1460 | 32.5x17.0-15 | 307.00 |
| 3417 | 22.0x3.0-17 | 140.00 | 2556 | 33.0-17.0-15 | 307.00 |
| | | | 2032 | 33.5x17.0-16 | 396.00 |
| | | | 1490 | 34.5x17.0-16 | 435.00 |
| | | | 2807 | 36.0x17.0-16 | 490.00 |
| | | | 3199 | 36.0x17.0-16 | 490.00 |

JBRC

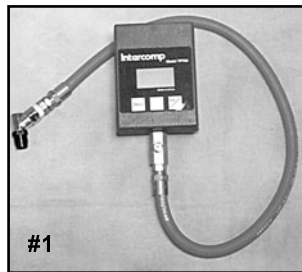
is a distributor for Mickey Thompson and Hoosier tires.
Call us for pricing and delivery information.



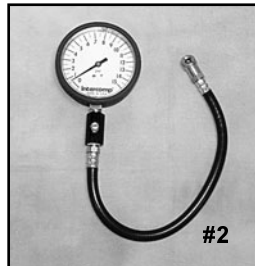
Vinyl Tire Covers

Get 'em two ways
"Snap To" - Snaps to quarter panel
"Suck To" - Suction cups holds tire cover in place on quarter panel.

JBRC5054 - Snaps - \$45.00/ea
JBRC5054A - Suction - \$45.00/ea



#1

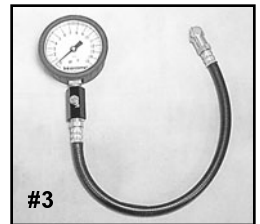


#2

Tire Pressure Gauges

We have a wide variety to choose from right down to the new latest and greatest digital technology.

- #1 • Intercomp Digital
INT360045 - \$295.00
- #2 • Intercomp 3 1/2" Glow Dial
INT360058 - \$49.00
- #3 • Intercomp 2 1/2" Glow Dial
INT360068 - \$39.00
- #4 • Intercomp 2" Dial
•INT360062 - \$26.00



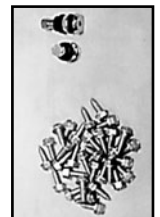
#3



#4

Wheel Spacers

- JBRC5068** spacer 1/8" \$ 48.00/pr
- JBRC5069** spacer 1/4" \$59.00/pr
- MAR7308** spacer 1/2" \$76.00/pr



- JBRC-053** - Rim Screws \$.20/ea
- JBRC-054** - Valve Stems \$2.50/ea
- JBRC200624** - 1/4oz stick-on wheel weights \$1.50 per strip
- JBRC300360** - 1/2oz stick-on wheel weights \$3.00 per strip




Burnout Guard

Makes rubber rinse off with water. Water soluble layer protection between rubber and panel. Wet with water and wipe off.

GED321

\$9.99

Bolt Circle Template



Check axle and wheel bolt circle fast and accurately. Manufactured from plexi-glass. Four bolt patterns (4 1/2", 4 3/4", 5" and 5 1/2").

NEW!

JBRC4077 \$10.00

The One Stop Chassis Shop

24-hour FAX (636) 356-4667 <http://jerrybickel.com> (636) 356-4727

Racing Seats & Mounts

Carbon Fiber Seat



This style seat is designed to be used with our Pro chassis. The dragster style design offers maximum safety because the driver is virtually harnessed directly to the chassis. Carbon Fiber construction makes this seat ultra light yet strong. Back and sides are extra long allowing seat to be trimmed for custom installations. Optional tubular frame kit available.

Shown with custom seat cover w/lumbar support. Price upon request (pattern must be provided).

JBRC3022 - \$400.00 Carbon/Carbon
JBRC3022S - \$300.00 Carbon/Fiberglass

Universal Low Back Seat



Lightweight single layer fiberglass construction makes mounting easy and makes driver placement adjustments possible. The overall size is 19-1/2" wide x 21" tall. Available with optional tubular frame for mounting and 2 custom padded seat covers to choose from.

JBRC3018 - Seat - \$125.00
JBRC3015 - Econo Seat Cover - \$75.00
JBRC3007 - Pro Seat Cover - \$125.00
JBRC1054 - Tubular Seat Frame - \$75.00

Poly High Back Seat

This seat is primarily designed to be used in sportsman style chassis. It features strong, yet light-weight double wall poly construction. Offers full provisions for a 5-way harness. Available in standard 20-1/2" wide and 32-3/4" tall or the compact design which is 19" wide by 30-1/4" tall. Available with optional black vinyl cover.



Seat JAZ-100-100-01
 (standard) **\$59.95**
 Cover **JAZ150-101-01**
\$45.95
Seat JAZ-100-110-01
 (compact) **\$59.99**
 Cover **JAZ-150-111-01**
\$41.95

Aluminum High Back Drag Seat


Weighing only 9 pounds with cover, this aluminum extruded, heliarc welded seat is designed for universal installations. Made from 5052 grade .090 aluminum. Overall size is 32" tall and 17-1/2" wide. Constructed with shoulder harness and lap belt openings and available with optional black vinyl padded cover.



Seat JAZ-120-300-03 - \$129.95

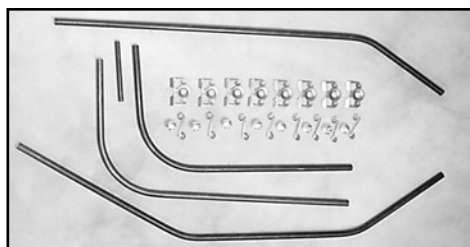
Head Rest Mount

Designed to be mounted to the chassis directly behind the driver helmet area. Kit comes complete with mounting plate, stand off tube and black vinyl padded cover.



JBRC3006 - \$30.00

Carbon Fiber Seat Tubular Frame Kit



Designed to be used when mounting our carbon fiber seat in a pro chassis. Fabricated from 1/2" x .058 moly

tubing. Seat attaches to frame with DZUS fasteners. All necessary hardware included.

JBRC1054C - \$75.00



Windows & Accessories

The One Stop Window Shop

JBRC Premium Molded Lexan® Windows

JBRC uses only the highest quality Lexan® Polycarbonate material, manufactured to our specifications. Our state-of-the-art molding process insures that JBRC Premium Molded Windows provide optical quality vastly superior to that obtained by conventional methods.

Our windows are the ultimate in optics, aerodynamics, stock appearance

| Application | Part No. | Formed | Scratch Resistant | Unit | Amount |
|------------------------------------|-----------|--------|-------------------|------|-----------|
| Windshield, Avenger | W1212C | Yes | Yes | EA | \$ 290.00 |
| Windshield, 93 UP Camaro/Firebird | W1155C | Yes | Yes | EA | 330.00 |
| • Windshield, 2000 Cavalier | W1191 | Yes | Yes | EA | 380.00 |
| Windshield, GM | W1034C | Yes | Yes | EA | 290.00 |
| • Windshield, 2000 Grand Am | W1330 | Yes | Yes | EA | 380.00 |
| Windshield, '98 Corvette | W1313C | Yes | Yes | EA | 330.00 |
| Windshield, Chevy S-10 | W1168C | Yes | Yes | EA | 290.00 |
| Windshield, Dakota | W1295C | Yes | Yes | EA | 290.00 |
| Windshield, Ford Ranger | W1255C | Yes | Yes | EA | 290.00 |
| Windshield, 95 UP Monte Carlo | W1194C | Yes | Yes | EA | 290.00 |
| Windshield, 94 UP Mustang | W1169C | Yes | Yes | EA | 290.00 |
| • Windshield, Neon | W1179 | Yes | Yes | EA | 380.00 |
| Windshield, Thunderbird | W1091C | Yes | Yes | EA | 290.00 |
| Windshield, 55-57 Chevy | W5557C | Yes | Yes | EA | 290.00 |
| Windshield, Universal | Class3C | No | Yes | EA | 170.00 |
| Rear Glass, Avenger | B8838C | Yes | Yes | EA | 290.00 |
| Rear Glass, Beretta | B7267C | Yes | Yes | EA | 290.00 |
| Rear Glass, 93 UP Camaro/Firebird | B8266C | Yes | Yes | EA | 330.00 |
| Rear Glass, 82 -92 Camaro/Firebird | B6422C | Yes | Yes | EA | 330.00 |
| Rear Glass, 2000 Cavalier | B8655 | Yes | Yes | EA | 310.00 |
| Rear Glass, 82 UP Corvette | B7112C | Yes | Yes | EA | 290.00 |
| Rear Glass, 63 Corvette Split | B6363C | Yes | Yes | EA | 260.00 |
| Rear Glass, 2000 Grand Am | B9424 | Yes | Yes | EA | 310.00 |
| Rear Glass, Grand Prix | B7641C | Yes | Yes | EA | 290.00 |
| Rear Glass, Lumina | B7652C | Yes | Yes | EA | 290.00 |
| Rear Glass, 95 UP Monte Carlo | B8669C | Yes | Yes | EA | 290.00 |
| Rear Glass, Cutlass | B7189C | Yes | Yes | EA | 290.00 |
| Rear Glass, '98 Corvette | B9260C | Yes | Yes | EA | 330.00 |
| Rear Glass, 94 UP Mustang | B8435C | Yes | Yes | EA | 290.00 |
| Rear Glass, Neon | B8578 | Yes | Yes | EA | 310.00 |
| Rear Glass, Probe | B7475C | Yes | Yes | EA | 290.00 |
| Rear Glass, Thunderbird | B7503C | Yes | Yes | EA | 290.00 |
| Door Glass, Cavalier | D8648-49 | Yes | Yes | PR | 270.00 |
| Door Glass, Grand Am | D9428-29 | Yes | Yes | PR | 270.00 |
| Door Glass, Universal | D6611-12C | Yes | Yes | PR | 270.00 |
| Door & Quarter Glass, Neon | DQ6613-14 | Yes | Yes | PR | 295.00 |
| Quarter Glass, Universal | Q6611-12C | Yes | Yes | PR | 120.00 |
| Quarter Glass, Cavalier | Q8934-35 | Yes | Yes | PR | 165.00 |
| Quarter Glass, Cutlass | Q7384-5C | Yes | Yes | PR | 230.00 |
| Quarter Glass, Grand Am | Q9430-31 | Yes | Yes | PR | 165.00 |
| Quarter Glass, Probe | Q7472-3C | Yes | Yes | PR | 240.00 |

NOTE: All Windows are Manufactured from 1/8" material. (• 3/16" upgrades available)

The One Stop Classics Shop

24-hour FAX (636) 356-4667

<http://jerrybickel.com>

(636) 356-4727

Complete Window Kits

| | |
|--------------------------|-----------|
| 2000 Pontiac Grand Am | \$1000.00 |
| 82-92 Pontiac Firebird | 700.00 |
| 93-99 Pontiac Firebird | 840.00 |
| Pontiac Grand Prix | 880.00 |
| 2000 Chevrolet Cavalier | 1000.00 |
| 82-92 Chevrolet Camaro | 700.00 |
| 93-99 Chevrolet Camaro | 840.00 |
| 98-99 Chevrolet Corvette | 840.00 |
| 82-97 Chevrolet Corvette | 770.00 |
| 1963 Chevrolet Corvette | 730.00 |
| Chevrolet Monte Carlo | 880.00 |
| Chevrolet Lumina | 880.00 |
| Chevrolet Beretta | 880.00 |
| 55-57 Chevrolet | 680.00 |

| | |
|--------------------|----------|
| Oldsmobile Cutlass | \$980.00 |
| Dodge Avenger | 870.00 |
| Plymouth Neon | 900.00 |
| Ford Mustang | 880.00 |
| Ford Probe | 980.00 |
| Ford Thunderbird | 890.00 |

TRUCK WINDOW SETS

| | |
|----------------|--------|
| Chevrolet S-10 | 660.00 |
| Ford Ranger | 660.00 |
| Dodge Dakota | 660.00 |

Other Kits Available
Call For Pricing

NEW PACKAGE PRICING!


NOTE: All Kits Ship UPS



Window Border Detail Paint

The best product for the job! Specially developed for **JBRC** by VHT (PJH Brands) Automotive Spray Paints for use on polycarbonate windows, this black coating is extremely flexible, covers easily, is scratch resistant, and dries fast to a hard finish. Includes recommendations on glass preparations and procedures used by **JBRC**.

JBRC4002 - \$10.00



Custom Window Graphics

Custom window vinyl graphics with reverse application for installation on

the inside of the windows. Kit includes 2 x Drivers name, 4 x Class and 4 x Class number.

JBRC5062 - Kits Start From - \$80.00



Clear Plastic Cleaner & Polish

Recommended by **JBRC** for polycarbonate window care. Specially formulated to remove dirt from windows without streaking by using an anti-fogging/anti-static formula that repels dust and restores optical clarity. One-step action saves maintenance time and window surfaces. Highly recommended for cleaning and routine maintenance on polycarbonate windows.

13 oz - **PLE20214**

\$8.95




DIAL-IN™

Drag Racers know the problems of using shoe polish on their windows. It's messy and difficult to remove or change between rounds. Sometimes, they even have to scrape it off with a razor blade. Dial-In™ dries bright white and wipes off easily with a dry rag of your hand. Lexan® is safe too, because Dial-In™ won't stain.

GED916 - \$5.99



Door Window Frames



Okay, you've purchased the door windows. Now are you wondering how to mount them to your fiberglass or steel doors to look and fit like a professional did it? This **JBRC** kit is the solution to this problem. We offer custom built window frames for your body style instead of a universal kit that will not properly fit your application. Each kit includes formed 4130 moly tubing with welded window attaching tabs, braces and mounting hardware necessary to custom fit frames to doors and a working blue print for easy installation.

JBRC2018 - \$150.00

Window Frame Application Chart

| | | |
|-----------------|----------------|---|
| AMX 68-70 | Corvette 84-93 | Mustang 64-94 |
| Avenger | Cutlass 81-87 | Mustang F/B 68-69 |
| Barracuda 67-69 | Dart 69-70 | Nova 63-67 |
| Camaro 67-99 | Daytona | Omni |
| Cavalier | Duster | Probe |
| Charger 66-67 | Firebird 67-99 | Regal 81-87 |
| Chevelle 64-70 | Lumina | Tempo |
| Chevrolet 55-57 | Malibu 70-82 | NOTE: If your application is not listed we will fabricate frames from your pattern |
| Chevrolet 62-64 | Monte Carlo | |
| Coronet 68-69 | Monza | |


Window Installation Kit



This kit is designed for installing front and rear windows allowing factory mounting window lips to be retained, providing a

professional looking flush mount window installation. Kit includes 15' of 1/4", 3/8", 1/2" or 3/4" thick rubber, 50 10-32" x 1" stainless steel flat head countersunk machine screws, 50 10-32" lock nuts, 1 tube rubber strip adhesive and installation instructions. **NOTE:** Rubber spacer available separate


| | | | |
|------|------------|-----------------|----------------|
| 1/4" | Rubber Kit | JBRC5018 | \$49.00 |
| 3/8" | Rubber Kit | JBRC5019 | 49.00 |
| 1/2" | Rubber Kit | JBRC5020 | 49.00 |
| 3/4" | Rubber Kit | JBRC5021 | 49.00 |



Upper Door & Window Latches

Our aircraft style latches secure upper door or window for airtight seal. Designed for flush mount, positive latching and easy release from inside or outside. Comes with mounting hardware and weld-on chassis loops.

JBRC2112 - \$119.00



Screw Countersink Tool

This aircraft countersink tool has been re-designed by **JBRC** to accommodate 82 degree automotive fasteners. The adjustable depth setting makes it easy and fast to precisely countersink window screws to proper flush mounting depth.


| Description | Degree | Part No. | Amount |
|-------------------------|--------|------------------|----------------|
| C/S Tool & Bit (#8) | 82 | JBRC4003 | \$65.00 |
| Counter Sink Tool - Adj | | JBRC4003A | 45.00 |
| Bit (#8) | | JBRC4003B | 16.00 |
| Bit (#8) | 100 | JBRC4003C | 38.00 |
| Bit (#6) | 100 | JBRC4003D | 16.00 |
| Bit (#6) | 120 | JBRC4003E | 38.00 |
| Bit (#8) | 82 | JBRC4003F | 20.00 |

Installation Fastener Hardware

| Countersunk Allen (stainless) | | | Countersunk Allen (stainless) Black Oxide | | |
|-------------------------------|----------------|-------|---|--------------|-------|
| Part # | Description | Price | Part # | Description | Price |
| Fas-004 | 8/32 x 1/2 | .25 | Fas-005 | 8/32 x 1/2 | .30 |
| Fas-029 | 8/32 x 3/4 | .30 | Fas-006 | 8/32 x 3/4 | .35 |
| Fas-030 | 8/32 x 1 | .30 | Fas-073 | 8/32 x 1 | .35 |
| Fas-074 | 8/32 x 1 1/4 | .35 | Fas-075 | 8/32 x 1 1/4 | .40 |
| Fas-007 | 10/32 x 1/2 | .40 | | | |
| Fas-010 | 10/32 x 3/4 | .40 | | | |
| Fas-002 | 8/32 Half Nut | .12 | | | |
| Fas-003 | 10/32 Half Nut | .15 | | | |

Window Mounting Tabs


| NO. | Description | Part # | Amount |
|-----|--|---------------|--------------|
| 1 | Tab 3/16 Hole | JB-C | \$60 |
| 2 | Tab 3/16 Hole | JB-112 | 1.50 |
| 3 | Tab 3/16 Hole | JB-091 | 2.00 |
| 4 | Plate 3/16 Hole | JB-119 | 3.00 |
| 5 | Window Strip 3/16 Holes 3" © to © Tabs 6' long | JB-133 | 18.00 |



The One Stop Chassis Shop

24-hour FAX (636) 356-4667 <http://jerrybickel.com> (636) 356-4727

Safety Equipment



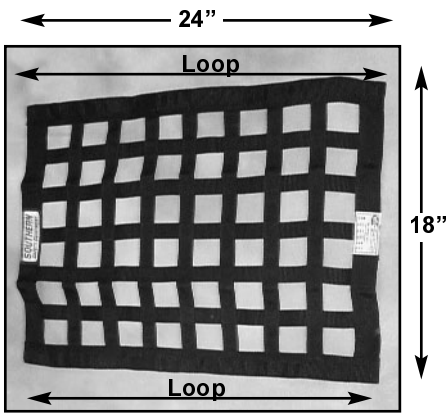

Window Net Mount Kits

Constructed of 4130 moly tubing this window net mount kit is designed to drop out of the driver's way for easy entering and exiting of the race car. Kit comes with quick release style buckle, all chassis mount tabs, bolt and nut hardware. Choose from Sportsman or Funny Car Cage style net mount.

NOTE: Nets sold separately

Funny Car Cage Mount
JBRC3011A - \$59.00


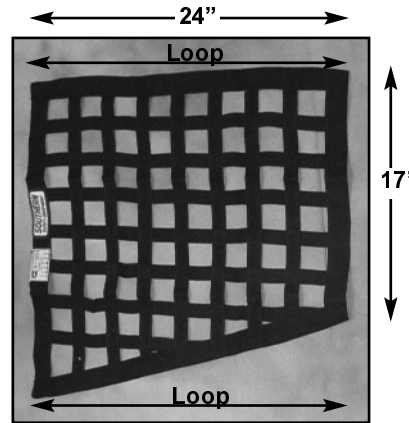
Sportsman Mount
JBRC3011 - \$69.00



Left: Straight Sportsman Style Net

Colors:
Black,
Red and
Blue

Right: Angled Sportsman Style Net



Custom Funny Car Cage Style Net

STD505 - \$80.00

Pattern must be provided. Custom colors available, specify when ordering.

STD500 - \$35.00

STD501 - \$39.00

Safety Belts

- Stroud Manufactured
- SFI Approved
- Y or V Shoulder Harness Styling
- Black, Blue or Red
- Up or Down Adjustment
- Camloc or Lever Style Release

Lever - **STD100 - \$90.00**

Camloc - **STD200 - \$150.00**

Specify Color When Ordering



Camloc Style Release




Lever Style Release



Roll Bar Padding

- SFI Approved
- Easy Velcro Attachment
- Lightweight and Flexible
- 36" Length



JBRC3012 - \$35.00

A = 3/4"
B = 1-7/8"

Safety Harness Mount Kit

Designed for tube chassis, this kit contains threaded weld-in bung and weld-on chassis tabs utilizing 7/16" NAS hardware.

JBRC1051 - \$39.00





Low Top

- Sizes: 4 to 14
 - Colors: Red, White, Blue & Black.
- 27000 - \$79.00**



High Top

- The world standard in racing shoes.
 - High top design protects your ankles from heat and impacts.
 - Sizes: 4 to 14
 - Colors: Red, White, Blue & Black.
- 28000 - \$89.00**



Neck Support

- High density "compression spring" foam.
 - Helps reduce neck fatigue.
 - Removable Nomex sleeve.
 - Red, Blue & Black
- 230022 - \$34.00**



LX \$199.00



Bandit \$319.00



Voyager \$299.00



SFI 3.3/15 Drag Gloves

- Multiple layers of Plush Knitted Nomex on top of back of hand, Knit Nomex and leather palm.
- Black
- SFI tag


From - \$49.00

STROUD SAFETY®

Transmission Blankets

Stroud Safety builds SFI approved transmission blanket for all types of transmissions, either factory built, or after market. Our blankets were designed to be the easiest to install and remove and to clear as many of the accessories on the transmission as possible.


- 511 Lenco 4-Speed - \$202.00**
- 512 Lenco 5-Speed - \$245.00**



Engine Diaper

Engine Diaper comes in either the SFI approved professional style or the ballistic nylon sportsman style. Available for all engine and oil pan combinations, for all type cars.

- 1000 Engine Diaper - \$370.00**
- 1020 SFI Approved - \$720.00**



Fire Suppression Systems

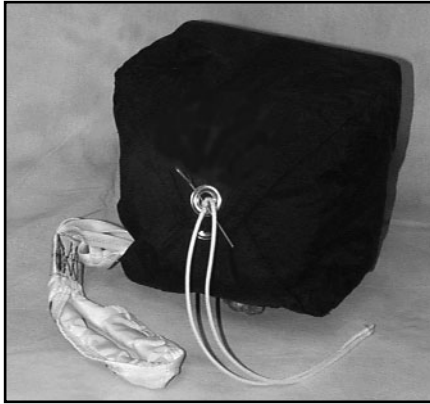
Fire extinguisher systems are a must for the safety conscious racer. JBRC offers three Halon-filled extinguisher kits to choose from. Kits come complete with all plumbing fittings, chassis tabs, 25' of 1/4" steel line, 6' or 8' activation cable (other custom lengths available), cable clamps for securing lines and cable, and 3, 180 degree nozzles.

- 5# System - JBRC5034 - \$550.00**
- 10# System - JBRC5035 - \$750.00**
- Dual 10# System - JBRC5035D - \$1,250.00**

The One Stop Chassis Shop


24-hour FAX (636) 356-4667 <http://jerrybickel.com> (636) 356-4727

Parachutes & Accessories



Parachutes

- Spring Pilot Deployment
- Air Launcher Deployment
 - Spring Launcher Deployment
- Custom Colors Available
- Custom Embroidery Available
- Fire Proof Packs



Chute Metal Parachutes



| | |
|------------------------|----------|
| 12' - 9/16" Line | \$239.00 |
| 12' - 3/4" Line | \$289.00 |

Simpson Parachutes

| | |
|------------------------------|----------|
| 10' Skyjacker | \$250.00 |
| 12' Crossform (Alu Pack) .. | \$375.00 |
| 10' Air Boss | \$395.00 |
| 12' Air Boss | \$495.00 |
| Pilot Chutes (from) | \$55.00 |
| Standard Packs (from) | \$50.00 |
| Aluminized Packs (from) | \$60.00 |

Stroud Parachutes

| | |
|--|----------|
| 400 Super Comp | \$220.00 |
| 410 Super Gas | \$250.00 |
| 420 Comp Eliminator | \$265.00 |
| 430 Pro Stock/Mod..... | \$305.00 |
| Chute Launcher (upgrade) Air or Spring | \$250.00 |



Single & Dual Cord Pull Mounts

Kits come completely welded with NAS bolt hardware and nylon bushing.

Single JBRC2009A - \$55.00

Dual JBRC2010A - \$85.00

How To Figure What Size Chute is Right for Your Car

(weight in lbs. of car) x (speed in mph)

$$\text{EXAMPLE: } \frac{1600 \times 170}{1000} = 240$$

| | |
|-----------------|------------|
| S/C 240 or less | Part # 400 |
| S/G 330 or less | Part # 410 |
| C/E 400 or less | Part # 420 |
| P/S 460 or less | Part # 430 |


This is the MAX limit for S/C. If you have a higher number than this, you must move to a stronger chute.

Single & Dual Bumper Reinforcement Plates

Reinforces bumper at chute attachment point. Prevents fiberglass from cracking in this area.

Single JB-073 - \$8.00


Dual JB-073A - \$10.00



Single - JBRC2009 - \$120.00

Chute Mount Kits

Constructed of light-weight 4130 moly tubing, our kit is designed for quick removal. Chute mount is retained by push/pull pins and chute cord fastening bolt. Kit comes with necessary mounting hardware and is completely welded.



Dual - JBRC2010 - \$200.00




Chute Cable Kit

The **JBRC** Pro chute cable kit includes a 12' Morse cable, custom anodized aluminum release handle, cable ball joint, cable mounting tab, nylon cable clamps and rubber grommets for body panels. This is truly a complete, professional kit! Also available in dual design.



Single - **JBRC2011** - \$89.00

Dual - **JBRC2011A** - \$149.00

- | | | |
|--------------------------|-----------------|---------|
| 1. Chute Handle | JBRC5094 | \$26.00 |
| 2. Single Cable Clip | JBRC5090 | 12.50 |
| 3. Dual Cable Clip | JBRC5091 | 29.50 |
| 4. Aluminum Cable Clamp | JBRC5095 | 9.00 |
| 5. 10/32 Linkage End | A31799 | 10.00 |
| 6. Chute Cable End Cap | JBRC5092 | 7.95 |
| 7. 10/32 Threaded Clevis | JBRC5096 | 12.50 |
| 8. Strap Cable Clamp | JBRC5097 | 6.00 |
| 9. 12' Chute Cable | JBRC5093 | 33.40 |



Chute Cable Accessories




Air Chute Launcher Remote Air Supply On/Off Valve

Designed to be mounted at rear of car. Allows air supply to be cut off to launcher while packing chute and prevents accidentally deploying chute. Kit comes complete with necessary hardware to remote mount valve.

JBRC2033 - \$89.00

Weight & Mounts

Weight Bar Kits



WEIGHT CHART

2" X 2" X 1' 13LBS

2" X 3" X 1' 19 LBS


2" X 4" X 1' 25 LBS

NOTE: Weights are approximate when filled with lead shot.

| Part No. | Description | Amount |
|----------------|--------------------------------|---------|
| JB-035 | 2 x 2 End Cap w/Bung Hole | \$4.00 |
| JB-036 | 2 x 3 End Cap w/Bung Hole | 4.50 |
| JB-037 | 2 x 4 End Cap w/Bung Hole | 5.00 |
| JB-103 | 2 x 2 End Cap | 3.00 |
| JB-104 | 2 x 3 End Cap | 3.50 |
| JB-105 | 2 x 4 End Cap | 4.00 |
| Tubing | 2 x 2 x .083 Mild Steel Tubing | 1.75/ft |
| Tubing | 2 x 3 x .083 Mild Steel Tubing | 2.50/ft |
| Tubing | 2 x 4 x .083 Mild Steel Tubing | 3.25/ft |
| JB-088 | Chassis Weight Bar Mount Tab | 3.75 |
| JB1015S | Weld In Bolt Sleeve | 2.50/pr |
| JB1015 | 1/2" x 13 Threaded Weld Bung | 4.40 |
| MAR5015 | Cap | 10.50 |
| MAR5016 | Bung | 9.00 |

Engine Travel Limiter

Designed to limit engine movement from torque and "G" forces. Bolts to motor mount pad on block. Tabs weld to engine plate and frame. Comes complete with right and left rod ends, tube adapters, tubing and attaching hardware.




JBRC1121 \$49.00

NEW!

6 lb. Slim Line Lead Puck

Make weight placement easy! Our 6 lb. lead pucks are pre-drilled for 1/2" bolt. 5 3/4" x 2 3/4" and only 1" thick.

JBRC5030 - \$15.00



The One Stop Chassis Shop

24-hour FAX (636) 356-4667

<http://jerrybickel.com>

(636) 356-4727

NEW

Electronic Scales



Large Easy to Read Display of Weights and Percentages

E-Z Weigh Scale

- Shows all 4 Corners
- View ANY Combination of Scale Pad Weight & Percentage

INT170125
\$1,095.00

BEST FEATURES IN CLASS

- 15" X 15" Smooth, Flat Scale Pads
- 1,500 lb. Capacity per Pad
- Certified to 0.0% Accuracy
- Giant 1/2" Display Characters
- Backlit Display
- 2-year Full Warranty
- Standard 9-volt Battery Operation

**Full
2 Year
Warranty**

Temp Gauge Quick Disconnect


Save time and eliminate damaging the water temperature gauge tubing. Simply push the release latch to separate the two fittings. Push fittings together to reconnect and snap-lock for a perfect seal.

- Mechanical
JBRC5003 - \$79.00
- Electrical
JBRC5004 - \$79.00
- Female Body (only)
JBRC5003F - \$59.00
- Mech Male (only)
JBRC5003M - \$29.00
- Electrical Male (only)
JBRC5003E - \$29.00

Oil Gauge Quick Disconnect

Makes disconnecting the oil pressure line a snap. The check valve in the fitting keeps the line from leaking oil when disconnected. Available in 1/8" or 1/4" pipe, and may be purchased individually or as an assembly.

- 1 - 1/4" Male-Female - **JBRC5051 - \$49.00**
- 2 - 1/8" Male- Female - **JBRC5050 - \$49.00**
- 3 - Dual 1/8" Male - **JBRC5049 - \$49.00**



JBRC Chassis Grey Spray Paint

Paint color matches chassis grey used on most JBRC chassis. 12oz. can

JBRC4009
\$18.00



Fuel Sample Valves



Now you can safely get a fuel sample without the need of tools. Constructed from 6061 T-6 Main Body, Stainless Main Shaft, Viton Seals with a Anodized Finish.

- FSV-18K** 1/8" pipe **\$59.99**
- FSV-14K** 1/4" pipe **59.99**
- FSV-6FK** #6AN Swivel **69.99**
- KEI700195** #6AN Inline Adapter **11.99**
- KEI700199** #8AN Inline Adapter **13.99**
- BG140034** Fuel Bowl 7/8-20 x 1/8 npt **7.95**



Fabrication Tools



Steel Tube Bender

- Suitable for bending 4130 tubing
- Purchase all 5 Receive 10% Off

| | | |
|-------|-----------------|----------------|
| 3/16" | JBRC4022 | \$75.00 |
| 1/4" | JBRC4023 | \$79.00 |
| 5/16" | JBRC4024 | \$85.00 |
| 3/8" | JBRC4025 | \$89.00 |
| 1/2" | JBRC4026 | \$99.00 |



Thread Insert Tool

This tool is used to install nut inserts for blind installation areas where no access to back side of panel is available. Kit consists of thread installation tool, head wrench 6/32, 8/32, 10/32 insert drives and storage case.

| Threaded Nut Inserts | | |
|----------------------|------------|-------|
| Part # | Grip Range | Price |
| Fas-632 | .020-.080 | .45 |
| Fas-832 | .020-.080 | .50 |
| Fas-1032 | .020-.120 | .55 |

JBRC4066 - \$69.00


Deburring Tool

JBRC4056 - \$11.99



Left Hand Taps

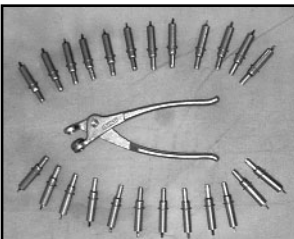
| | | |
|---------|------------------|---------------|
| 10/32 | JBRC4902L | \$7.60 |
| 1/4-28 | JBRC4903L | 4.80 |
| 5/16-24 | JBRC4904L | 5.85 |
| 3/8-24 | JBRC4905L | 6.67 |
| 7/16-20 | JBRC4906L | 9.90 |
| 1/2-20 | JBRC4907L | 11.85 |
| 9/16-18 | JBRC4908L | 19.80 |
| 5/8-18 | JBRC4909L | 21.98 |
| 3/4-20 | JBRC4910L | 27.60 |



Screw Countersink Tool

This aircraft countersink tool has been re-designed by *JBRC* to accommodate 82 degree automotive fasteners. The adjustable depth setting makes it easy and fast to precisely countersink window screws to proper flush mounting depth.


| Description | Degree | Part No. | Amount |
|-------------------------|--------|------------------|----------------|
| C/S Tool & Bit (#8) | 82 | JBRC4003 | \$65.00 |
| Counter Sink Tool - Adj | | JBRC4003A | 45.00 |
| Bit (#8) | 100 | JBRC4003B | 16.00 |
| Bit (#8) | 120 | JBRC4003C | 38.00 |
| Bit (#6) | 100 | JBRC4003D | 16.00 |
| Bit (#6) | 120 | JBRC4003E | 38.00 |
| Bit (#8) | 82 | JBRC4003F | 20.00 |



Clecos and Pliers

Used for temporary fitting of sheet metal and window components. Available in 1/8" and 3/16" sizes, with or without pliers.

- Pliers & 25 1/8" Clecos - **JBRC4010 - \$29.00**
- Pliers & 25 3/16" Clecos - **JBRC4011 - \$29.00**
- Pliers Only - **JBRC4012 - \$9.00**
- 1/8" Clecos - **JBRC4013 - \$1.00/ea**
- 3/16" Clecos - **JBRC4014 - \$1.00/ea**




Tubing Notcher

If you have ever built a tube chassis car you will appreciate this time saving, economical tool. It notches tubing to a precision fit with hole saw blades. You can power it with a 1/2" variable drill motor or a drill press. (maximum of 550 RPM is recommended. The notcher clamps to the tubing, and the angle can be adjusted from 45 to 90 degrees. Notches tubing up to 2" OD.

Choose the standard steel model shown above or the billet aluminum model shown at right.


RTN100
Steel Notcher
\$150.00

RTN 1000
Billet Aluminum Notcher
\$225.00



Roto-Flair Tool

For easy, precise and blemish free flaring of tubing. O/S diameters of 1/8", 3/16", 1/4", 5/16", 3/8", 1/2", 5/8", and 3/4". Exact tube insertion height is controlled automatically for perfect flairs every time.




JBRC4006 - \$89.00

The One Stop Chassis Shop

24-hour FAX (636) 356-4667 <http://jerrybickel.com> (636) 356-4727

Tools & Equipment

E-Z Lift Jack Systems




16-1/2"
max
ground
to
under-
side
clear-
ance



Air-Over Hydraulic Pump

**E-Z Lift Jack System
With Air Over Hydraulic Pump**
\$2,795.00

**E-Z Lift Jack System
With Electric Over Hydraulic
Pump**
\$3,395.00



Electric-Over Hydraulic Pump

Requiring only 2-1/2" of clearance, our E-Z Lift jack system will slide under the lowest of chassis. With the use of this professional jack system, raising and lowering your car becomes a simple task. After the car has been lifted and the safeties are in place, you have a solidly supported work station, much like supporting the car with individual jack stands. We designed the system using a one-way adjustable flow control valve making it possible to lower the car at a desired rate. All materials are 4130 moly tubing with heavy duty 3/4" rod ends. The entire system is chrome plated for durable, long lasting finish and a professional appearance. The system utilizes an air-over-hydraulic pump, heavy duty hoses with quick disconnect couplings on both ends and swivel fittings which help eliminate twisted hoses. Optional electric-over-hydraulic pump is available at an extra charge. System comes complete with installation instructions and rear frame lifting tabs. Frame rail center to center width is required when ordering.



EZ-Lift Storage Pouch

Keep EZ-Lift Jacks safe and secure with our new storage pouch.

With Back Plate
196 - \$89.00
W/O Back Plate
197 - \$ 129.00



The Chassis Stabilizer

The 18" diameter inflatable Chassis Stabilizer measures only 1.75" tall deflated and rises to as much as 10" fully inflated. Constructed of heavy duty rubber and aluminum ensures thousand of miles of safe chassis transportation.

JBRC4070 \$199.95.

The Midget Stabilizer

The Midget Stabilizer is designed for low clearance race cars and for use with beaver tail trailers. It's sleek 1 1/8" height design allows it to slide under the lowest ground clearance race car. 23 3/4" long and 7" wide. Recommended when the chassis is 1 1/8" to 3" from the trailer floor.



JBRC4071 \$199.95



Extra Long Retractable Tow Strap

At last, a 16' retractable tow strap that allows plenty of length for safe towing distances.

We've designed the main frame using 4130 moly for maximum strength. The hooks have clearance to slip over 1" tubing. The retractor end has provisions to be mounted vertical or horizontal by changing the bolt-on hook location or can be permanently mounted to the tow vehicle. The retractor spring is made of high strength carbon steel. All exposed metal parts have a nickel plate finish and the housing is made of molded poly material for durability. The heavy duty nylon strap actually cushions the towing start. Also available with optional chassis tow hook sewn to strap. Take the worry out of towing the safe way!

JBRC5060 - \$139.00

JBRC5060T - \$169.00



Tools & Equipment

Ratchet Tie Downs



- 6' Ratchet Tie Down - \$33.50
- 8' Ratchet Tie Down - \$35.50
- Flush Mount D-Ring - \$12.00
- Surface Mount D-Ring - \$10.00



Weld-on D Rings


Available in 120° and 180° bends. Welds to chassis to make a positive and safe method of tying race car in trailer. Constructed of 1/2"x.058 4130 tubing.

- JBRC1043-120 120° - \$15.00/pr**
- JBRC1043-180 180° - \$18.00/pr**

Trailer Fuel Jug Racks

Heli-Arc welded .090 aluminum racks mount easily on trailer floor or wall. Holds round or square fuel jugs safely inside you trailer.

- #1 11½" x 12" x 14" 180 - \$39.95**
- #2 23" x 12" x 14" 181 - \$69.95**
- #3 34½" x 12" x 14" 182 - \$89.95**
- #4 46" x 12" x 14" 183 - \$129.95**



Engine Repair Pit Table


Nothing like it on the market. This Engine Repair Pit Table easily slips under frame rails and over radiator

when car's on jacks to bring work station closer to motor and carburetor.

The table works great in the pits, shop or garage.

Special features: 3 adjustable

heights form 35 ¼" to 41 ½". Work tray and legs fold in for storage. Can hang on wall or tuck behind cabinets. Heavy duty 30" x 16" work table. Completely power coated, with swivel casters.



153 - \$159.00

Nitrous Racks

These racks keep bottles vertical and out of the way. They easily mount to the floor or wall



- 2 Bay 14¾" x 13" x 7¼" 249 - \$75.99**
- 3 Bay 22¼" x 13" x 7¼" 250 - \$95.99**
- 4 Bay 29½" x 13" x 7¼" 251 - \$119.99**
- 5 Bay 37¼" x 13" x 7¼" 252 - \$139.99**
- 6 Bay 44¾" x 13" x 7¼" 253 - \$150.00**

The One Stop Chassis Shop

24-hour FAX (636) 356-4667



http:jerrybickel.com

(636) 356-4727

Tool Tray

We have designed this tool tray to make engine maintenance easier. The *JBRC* tool tray sits on top of the carburetor's and has provisions for carb stud clearance without stud removal. This tray includes space for 16 spark plugs with ample room for frequently used engine maintenance tools. We construct the tray from light-weight heavy-gauge aluminum weld it together making this tray tough and long-lasting. Available for single or dual carburetor applications in standard Holley or dominator models.

JBRC5010 - \$150.00



Engine Transport Cradle


The *JBRC* engine cradle features heavy duty construction and is designed to take the abuse of over-the-road engine transportation. The cradle comes with bolts, side mount or engine plate side arms. Nickel

plating gives our cradle a durable lasting finish. Optional HD caster wheels available.


JBRC5016 - \$150.00

JBRC5016B - With Casters - \$289.00

JBRC5016W - HD Caster - \$18.00



Engine Sling



Makes engine changing easy. Nylon straps attach to engine at 4 locations without interfering with valve covers and carburetor's. Fabricated from 4130 moly tubing.

JBRC4027 - \$139.00



3rd Member Holding Fixture

When assembling 3rd members, a proper tool to position the assembly is essential. **Mark Williams** "Bench Mule" features heavy duty construction and is the perfect tool for the job. Two axis positioning allows access to any area. Vertical axis is ideal for transmission assembly work.

MAR650 - \$299.00



Door Stands

- Lightweight aluminum construction
- Designed for easy, fold away storage
- Safe, effect way to secure doors when not on race car
- Holds two doors

**JBRC5061
\$250.00**

Coil Over Shock Adjustment Wrench

This handy tool makes adjusting coil over shocks much easier than the commonly used hammer and screwdriver methods. Wrench tab fits into lock ring notch allowing rotation in clockwise or counter-clockwise direction.




LAM399 - \$49.00

JBRC4020 - \$19.00

MOR62030 - \$24.99




Steel Braided Hose Cutter



Cuts steel braided tubing clean and quick every time. Eliminates fraying of steel braids while cutting.

JBRC4060 - \$119.00

-AN Wrenches



- Precisely sized for perfect fit on all -AN fittings
- Close tolerance openings provide maximum contact while preventing damage to expensive fittings & lines
- Generous radius for comfortable fit in your hand
- Sizes stamped on handles for easy identification

JBRC4021 - #6, #8, #10, #12 - \$49.00 per set

Vice - Jaw Inserts for Anodized Fitting Protection

Vice-Jaw inserts feature magnetic backs allowing quick set-ups. Holds Aluminum fittings and Stainless line without damaging during assembly.



JBRC4058 - \$17.99




Infrared Temperature Gun

Check temperature of header tubes, tires and track. 0°-750°F. Black plastic case included.

INT360018 - \$179.00

Braid Spreader for -3 and -4 Teflon Hose



In order to insert the "olive" into Speed-Flex Hose, the stainless protective braid must be separated from the teflon liner. This can be more difficult than it sounds. *JBRC's* spreader solves the problem and eliminates the tiresome probability of poking holes in

your fingers. In use the tool is simply inserted into the cut end of the hose and pushed spreading the braid. The olive is then placed on the tool mandrel, pushed over the hose liner and under the braid until the liner bottoms against the shoulder of the olive. the tool mandrel is double ended, one for the -3 hose and one for the -4. the handle contains a recess for storage of spare olives.

JBRC4059 - \$27.99



Smart Level

The Smart Level features LCD

digital readout the gives angles from 0 to 90 degrees in tenth of a degree increments. Even works upside-down. The center module can be used stand-alone or installed into the optional 24" companion rail.

JBRC4062 - Smart Level Digital - \$100.00

JBRC4062R - 24" Rail - \$30.00

Digital Protractor

The Pro 360 Digital Protractor is a revolutionary measuring tool that provides an immediate, digital reading of all angles in a 360 degree circle.

The machined aluminum frame is a rigid, lightweight, ultra-precise platform that allows the state-of-the-art sensor and its microprocessor circuit to provide unsurpassed accuracy throughout the Protractors 360 degree range.



JBRC4065 - \$199.00

Valve Seat Tester

New digital tester ideal for checking valve seat pressure on assembled engine. Precision 1.0 lb/kg increments can be detect a fatigued, broken or misaligned spring. Battery operated . Four position adjustments and peak hold for hard to reach areas.



INT100450 - \$396.00

Digital Torque Wrench Tester

When your torque wrench is set at 35 ft lb, is it really clicking at 35 ft lb. Peak Hold feature saves the maximum reading and the range of the digital display is 200 ft lb on .01 increments.



INT102028 - \$398.00

Spark Plug Doctor


Illuminated and Magnified Spark Plug diagnostic instrument. Allows spark plug base circle to be viewed. Heavy Duty storage case with holding provisions for 8 spark plugs.



JBRC4078 - \$195.75

Clutch Machine

Clutch disc cutting machine. Operates on 110 volts and air. Has power feed with automatic shut off. Used by all the professional race teams. Hose and blower. Optional belt sander available.



JBRC4030 - \$3,500.00


(with belt sander)

JBRC4031 - \$4,000.00

NOTE: Must be truck shipped (freight extra)

Pit Ramps

Professional way to raise your car up just that small amount needed to get your jack under the front. Has cradle to keep car from rolling. Constructed from heavy duty plastic.



JBRC4075 \$89.00 PR

ROTABROACH® Kit




- Precision ground high speed steel cutters, 5/16" thru 3/4" diameter.
- Precision slug-ejector type alloy steel arbor fits 3/8" and 1/2" chucks
- Permanent carrying case.

JBRC4079 \$89.00

Hose Cutter

Cuts plastic line sharp and square every time. No distortion from cuts. Eliminates leaks from rough cuts. Constructed from HD plastic.



JBRC4080 \$13.95

Push Lock Fittings and Air Line

We stock a complete line of push lock air line fittings and line.

- NPT to Tube Straight & 90° Elbow
- Straight Unions
- Union Elbows
- Union Tees
- Male Run Tees
- Branch Tees
- Union "Y"
- Plug in Reducers
- Tube Plugs
- Nylon (Black) Line 5/32"-1/8"-1/4"-3/8"



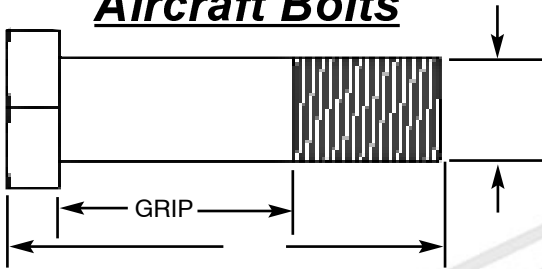
Black Nylon Cable Clamps

| Part # | Description | Price |
|---------|-------------|-------|
| Fas-200 | 3/16 | .35 |
| Fas-201 | 1/4 | .36 |
| Fas-202 | 5/16 | .37 |
| Fas-203 | 3/8 | .38 |
| Fas-204 | 7/16 | .40 |
| Fas-205 | 1/2 | .45 |
| Fas-206 | 5/8 | .50 |
| Fas-207 | 3/4 | .55 |
| Fas-208 | 1 | .60 |

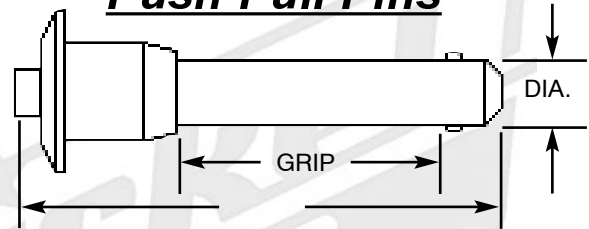


Fastener Hardware

Aircraft Bolts



Push Pull Pins



| | | | | |
|------------|---------|-------|-------|-------|
| Fas1304-2 | 1/4-28 | .125 | .688 | 1.35 |
| Fas1304-8 | 1/4-28 | .500 | 1.070 | 1.80 |
| Fas1304-16 | 1/4-28 | 1.00 | 1.569 | 2.55 |
| Fas1305-6 | 5/16-24 | .375 | 1.019 | 3.00 |
| Fas1305-11 | 5/16-24 | .688 | 1.318 | 4.90 |
| Fas1305-12 | 5/16-24 | .750 | 1.384 | 3.90 |
| Fas1305-14 | 5/16-24 | .875 | 1.496 | 4.05 |
| Fas1305-17 | 5/16-24 | 1.062 | 1.700 | 4.50 |
| Fas1306-4 | 3/8-24 | .250 | 1.031 | 3.50 |
| Fas1306-7 | 3/8-24 | .438 | 1.016 | 4.00 |
| Fas1306-12 | 3/8-24 | .750 | 1.540 | 5.00 |
| Fas1306-18 | 3/8-24 | 1.125 | 1.907 | 6.00 |
| Fas1306-21 | 3/8-24 | 1.313 | 2.094 | 6.50 |
| Fas1306-22 | 3/8-24 | 1.375 | 1.953 | 6.20 |
| Fas1306-23 | 3/8-24 | 1.438 | 2.225 | 7.00 |
| Fas1306-31 | 3/8-24 | 1.938 | 2.516 | 8.70 |
| Fas1107-6 | 7/16-20 | .375 | .900 | 7.40 |
| Fas1107-25 | 7/16-20 | 1.563 | 2.184 | 10.50 |
| Fas1307-11 | 7/16-20 | .687 | 1.493 | 6.80 |
| Fas1108-11 | 1/2-20 | .688 | 1.489 | 8.20 |
| Fas1308-12 | 1/2-20 | .750 | 1.754 | 7.00 |
| Fas1308-14 | 1/2-20 | .875 | 1.875 | 8.90 |
| Fas1308-16 | 1/2-20 | 1.000 | 1.995 | 9.00 |
| Fas1108-19 | 1/2-20 | 1.188 | 1.990 | 13.50 |
| Fas1108-20 | 1/2-20 | 1.250 | 1.977 | 14.85 |
| Fas1308-19 | 1/2-20 | 1.188 | 2.190 | 9.50 |
| Fas1308-20 | 1/2-20 | 1.250 | 1.974 | 11.00 |
| Fas1308-22 | 1/2-20 | 1.375 | 2.375 | 11.40 |
| Fas1308-25 | 1/2-20 | 1.563 | 2.564 | 14.25 |
| Fas1308-28 | 1/2-20 | 1.750 | 1.875 | 12.75 |
| Fas1308-30 | 1/2-20 | 1.875 | 2.877 | 17.00 |
| Fas1308-32 | 1/2-20 | 2.00 | 2.986 | 15.00 |
| Fas1110-19 | 5/8-18 | 1.188 | 2.125 | 16.00 |

| | | | | | |
|-----------|----------|-------|-------|-------|-------|
| JBRC-036 | Detent | 3/16" | .500 | .900 | 3.00 |
| JBRC-036B | Button | 3/16" | .750 | 1.790 | 11.50 |
| JBRC036C | Button | 3/16" | 1.900 | 3.280 | 17.60 |
| JBRC-037C | Button | 1/4" | 1.000 | 2.507 | 15.30 |
| JBRC-037 | Detent | 1/4" | 1.200 | 1.740 | 3.50 |
| JBRC-037E | T Handle | 1/4 | 1.500 | 3.000 | 14.25 |
| JBRC-037D | Detent | 1/4" | 1.750 | 2.180 | 4.00 |
| JBRC037F | T Handle | 1/4" | 2.000 | 3.500 | 14.50 |
| JBRC-037A | T Handle | 1/4" | 2.300 | 3.820 | 12.00 |
| JBRC-037B | Button | 1/4 | 3.625 | 3.970 | 10.00 |
| JBRC-038 | T Handle | 5/16" | 1.000 | 2.575 | 12.50 |
| JBRC-038A | T Handle | 5/16" | 2.000 | 3.546 | 15.40 |
| JBRC-038B | T Handle | 5/16" | 3.000 | 4.546 | 15.50 |
| JBRC-039D | Button | 3/8" | 1.00 | 2.364 | 18.40 |
| JBRC-039 | T Handle | 3/8" | 1.000 | 2.779 | 13.90 |
| JBRC-039B | Button | 3/8" | 1.250 | 2.600 | 22.00 |
| JBRC-039A | T Handle | 3/8" | 2.000 | 3.776 | 14.60 |
| JBRC-039C | T Handle | 3/8" | 3.000 | 4.771 | 15.40 |
| JBRC-039E | Button | 3/8" | 4.500 | 5.865 | 25.00 |
| JBRC-041D | Button | 1/2" | 1.000 | 2.639 | 29.60 |
| JBRC-041E | Button | 1/2" | 1.500 | 3.123 | 29.70 |
| JBRC-041B | Button | 1/2" | 2.000 | 3.630 | 22.50 |
| JBRC-041F | T Handle | 1/2" | 2.500 | 4.500 | 19.30 |
| JBRC-041A | Button | 1/2" | 4.500 | 6.100 | 35.00 |

NAS Halfnut Nyloks

| | | |
|---------|---------|------|
| Fas-078 | 1/4-28 | .40 |
| Fas-079 | 5/16-24 | .60 |
| Fas-080 | 3/8-24 | .80 |
| Fas-081 | 7/16-24 | 1.00 |
| Fas-076 | 1/2-20 | 1.20 |
| Fas-077 | 5/8-18 | 1.80 |

AN Washers (stainless)

| | | |
|----------|------|-----|
| Fas-416 | 1/4 | .10 |
| Fas-516 | 5/16 | .20 |
| Fas-616 | 3/8 | .20 |
| Fas-71 | 7/16 | .25 |
| Fas-816 | 1/2 | .30 |
| Fas-1016 | 5/8 | .35 |

12 pt Hardened Non-lock Nuts

| Part # | Description | Price |
|---------|-------------|-------|
| Fas-061 | 3/8 x 24 | 1.92 |
| Fas-062 | 7/16 x 20 | 2.14 |
| Fas-063 | 1/2 x 20 | 3.53 |
| Fas-097 | 1/4 x 28 | 1.74 |
| Fas-090 | 5/16 x 24 | 1.82 |

Nylok Half Nut

| Part # | Description | Price |
|---------|-------------|-------|
| Fas-001 | 6/32 | .10 |
| Fas-002 | 8/32 | .12 |
| Fas-003 | 10/32 | .15 |

Buttonhead Allen (stainless)

| Part # | Description | Price |
|---------|-------------|-------|
| Fas-015 | 6/32 x 1/4 | .15 |
| Fas-016 | 6/32 x 3/8 | .15 |
| Fas-017 | 6/32 x 1/2 | .20 |
| Fas-042 | 6/32 x 5/8 | .25 |
| Fas-036 | 8/32 x 3/8 | .20 |
| Fas-034 | 8/32 x 1/2 | .20 |
| Fas-071 | 8/32 x 3/4 | .25 |
| Fas-011 | 10/32 x 1/2 | .20 |
| Fas-033 | 10/32 x 5/8 | .35 |
| Fas-012 | 10/32 x 3/4 | .35 |

Countersunk Allen (stainless)

| Part # | Description | Price |
|---------|--------------|-------|
| Fas-014 | 6/32 x 3/8 | .20 |
| Fas-004 | 8/32 x 1/2 | .25 |
| Fas-029 | 8/32 x 3/4 | .30 |
| Fas-030 | 8/32 x 1 | .30 |
| Fas-074 | 8/32 x 1 1/4 | .35 |
| Fas-009 | 10/32 x 1/2 | .40 |

Countersunk Phillips (stainless)

| Part # | Description | Price |
|---------|---------------|-------|
| Fas-031 | 10/32 x 1/2 | .25 |
| Fas-013 | 10/32 x 1 | .30 |
| Fas-032 | 10/32 x 1 1/4 | .35 |

Countersunk Allen (stainless)

| Part # | Description | Price |
|---------|--------------|-------|
| Fas-005 | 8/32 x 1/2 | .30 |
| Fas-006 | 8/32 x 3/4 | .35 |
| Fas-073 | 8/32 x 1 | .35 |
| Fas-075 | 8/32 x 1 1/4 | .40 |

Floating Plate Nuts

| Part # | Description | Price |
|---------|-------------|-------|
| Fas-018 | 6/32 | .50 |

Solid Smash Rivets

| Part # | Description | Price |
|---------|---------------|-------|
| Fas-025 | 1/8 x 5/16 | .05 |
| Fas-026 | 1/8 x 5/8 | .05 |
| Fas-027 | 3/16 x 5/8 cs | .10 |

The One Stop Chassis Shop


24-hour FAX (636) 356-4667

<http://jerrybickel.com>

(636) 356-4727

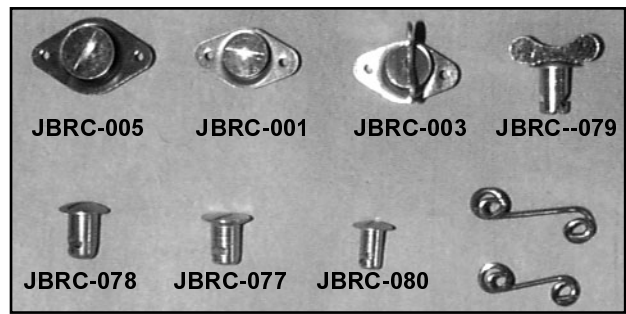
Dzus Hardware

Dzus Hardware



DZUS Plates

| Description | Part No. | Amount |
|----------------------------------|----------|--------|
| Flat Plate, Lg Spring | JBRC-008 | \$1.00 |
| Flat Plate, Sm Spring | JBRC-009 | 1.50 |
| Bent Plate, Lg Spring | JBRC-010 | 4.50 |
| Tube End Plate, Lg Spring | JBRC-011 | 4.50 |
| Plate, Lt Wt, Sm Spring | JBRC-012 | 1.50 |
| Plate, Lt Wt, Lg Spring | JBRC-013 | 1.50 |
| Plate, Lt Wt, Lg Spring | JBRC-014 | 1.50 |
| Plate, 5/16" hole, Sm Spring | JBRC-016 | 1.50 |
| Plate, Panel Doubler (Round) | JBRC-017 | 1.50 |
| Recessed Plate, Lg Spring | JBRC-018 | 1.00 |
| Recessed Plate, Lt Wt, Lr Spring | JBRC-019 | 1.00 |
| Plate, Long Sm & Lg Spring | JBRC-034 | 1.25 |
| Plate, 90 Bent, Sm & Lg Spring | JBRC-035 | 1.50 |
| Backing Plate, 7/16" Str Shank | JB-030 | 1.50 |
| Backing Plate, Lrg DZUS | JB-031 | 1.50 |
| Backing Plate, Sm DZUS | JB-102 | 1.50 |
| Plate, 7/16" Str Shank | JB-032 | 2.50 |
| Plate, 5/16" Str Shank | JB-032A | 2.50 |



DZUS Fasteners

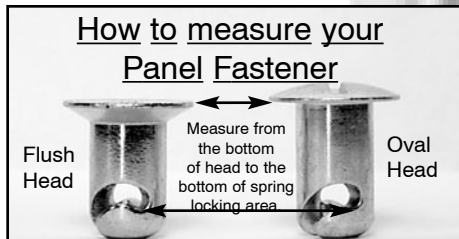
| Description | Part No. | Amount |
|------------------------------|-----------|---------|
| Small DZUS, .500 | JBRC-001 | \$ 2.25 |
| Small DZUS, .550 | JBRC-002 | 2.25 |
| Small Wing DZUS, .500 | JBRC-003 | 2.50 |
| Small Wing DZUS, .550 | JBRC-004 | 2.50 |
| Large DZUS, .500 Gold | JBRC-005 | 2.50 |
| Large DZUS, .550 Gold | JBRC-005A | 2.50 |
| Large DZUS, .500 Silver | JBRC-005B | 2.50 |
| Large DZUS, .550 Silver | JBRC-005C | 2.50 |
| Large DZUS, .600 Silver | JBRC-005D | 2.50 |
| Small Spring, 1.000 - .325 | JBRC-006 | .65 |
| Small Spring, 1.000 - .375 | JBRC-006A | .65 |
| Large Spring, 1.375 - .275 | JBRC-007 | .65 |
| Large Spring, 1.375 - .325 | JBRC-007A | .65 |
| Large Spring, 1.375 - .425 | JBRC-007B | .65 |
| Flat Head, Str, 7/16" - .500 | JBRC-077 | 1.80 |
| Flat Head, Str, 7/16" - .550 | JBRC-077A | 1.80 |
| Flat Head, Str, 7/16" - .600 | JBRC-077B | 1.80 |
| Flat Head, Str, 7/16" - .450 | JBRC-077C | 1.80 |
| Oval Head, Str, 7/16" - .500 | JBRC-078 | 1.80 |
| Oval Head, Str, 7/16" - .550 | JBRC-078A | 1.80 |
| Oval Head, Str, 7/16" - .450 | JBRC-078B | 1.80 |
| Wing Head, Str, 7/16" - .500 | JBRC-079 | 2.25 |
| Wing Head, Str, 7/16" - .550 | JBRC-079A | 2.25 |
| Wing Head, Str, 7/16" - .450 | JBRC-079B | 2.25 |
| Oval Head, Str, 5/16" - .450 | JBRC-080 | 2.25 |

Material thickness range for different spring heights & button grip length


Quantity Discounts Available!


| Button grip length: | .400 | .450 | .500 | .550 | .600 | .650 |
|--|------------|------------|------------|------------|------------|------------|
| 1" spring (recommended deflection .023" - .056") | | | | | | |
| Spring Height JBRC-006 | .148 -.183 | .198 -.233 | .248 -.283 | .298 -.333 | .348 -.383 | .398 -.433 |
| Spring Height JBRC-006A | .098 -.133 | .148 -.183 | .198 -.233 | .248 -.283 | .298 -.333 | .348 -.383 |
| 1 3/8" spring (recommended deflection .030" - .073") | | | | | | |
| Spring Height JBRC-007 | .155 -.198 | .205 -.248 | .255 -.298 | .305 -.348 | .355 -.398 | .405 -.448 |
| Spring Height JBRC-007A | .105 -.148 | .155 -.198 | .205 -.248 | .255 -.298 | .305 -.348 | .355 -.398 |
| Spring Height JBRC-007B | .005 -.048 | .055 -.098 | .105 -.148 | .155 -.198 | .205 -.248 | .255 -.298 |

Quantity Discounts Available!



Dzus installation using the JBRC Backing plate and Aircraft Smash Rivets

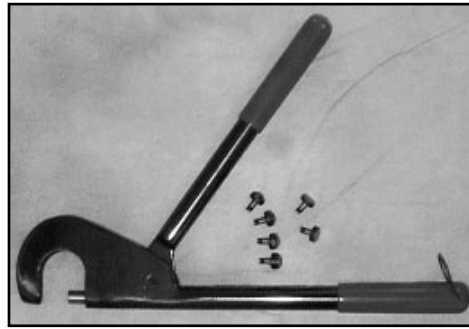




Hand Smash Rivet Tool

Designed to back up rivets when smash rivet tool (shown below) depth will not reach rivet location. Come with rivet matching head.

JBRC4015 - \$39.00



Smash Rivet Tool

- 1-1/2" Reach
- 3/32" - 3/16" Rivet Capacity
- Interchangeable Heads
- Storage Pouch
- Heavy Duty



Rivet Cutter

Adjusts to cut smash rivets to any length. Eliminates



JBRC4061 - \$32.50

the need for a variety of different length rivets.

DZUS Spring Stretcher

Adjust DZUS springs without damaging the panels that they are mounted to. Works with #5 or #6 springs.


JBRC4007 - \$29.95



DZUS Dimple Tool

Presses DZUS countersunk dimple in panel.

**JBRC4008
\$19.95**



DZUS Fastener Tool

Fits large and small dzus's.

**JB-066 - \$4.50
JB-066A - \$4.50**



DZUS Driver Tool

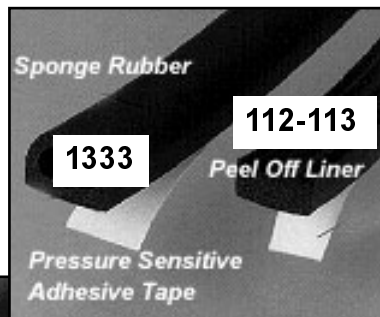
JBRC4076 - \$19.95

TRIM-LOK[®] INC.


If you have an edge...we have a trim!



6750B2



112-113




1012

1001

- Trix 1333 Door Weather Strip
\$1.00 per foot
- Trix 6750B2 Truck Air Pan W/S
\$2.50 per foot
- Trix 1001 Scoop Edge Trim
\$.75 per foot
- Trix 1012 Edge Trim 1/8" slot 5/8" tall
\$1.60 per foot
- Trix 112 2-Rib thin Weather Strip
\$.80 per foot
- Trix 113 Door Weather Strip
\$.65 per foot

The One Stop Chassis Shop

24-hour FAX (636) 356-4667 <http://jerrybickel.com> (636) 356-4727




Tube Adapters

| Tube Size | Thread Size | Part No. | Amount |
|----------------|-------------|-----------|---------|
| 3/8" x .058 | 10-32 | JBRC5800R | \$ 5.60 |
| 3/8" X .058 | 10-32 | JBRC5800L | 5.60 |
| 1/2" x .058 | 5/16 - 24 | JBRC5801R | 5.60 |
| 1/2" x .058 | 5/16 - 24 | JBRC5801L | 5.60 |
| 1/2" x .058 | 1/4 - 28 | JBRC5813R | 5.60 |
| 1/2" x .058 | 1/4 - 28 | JBRC5813L | 5.60 |
| 5/8" X .058 | 5/16 - 24 | JBRC5802R | 5.60 |
| 5/8" X .058 | 5/16 - 24 | JBRC5802L | 5.60 |
| 5/8" X .058 | 3/8 - 24 | JBRC5803R | 5.60 |
| 5/8" X .058 | 3/8 - 24 | JBRC5803L | 5.60 |
| 7/8" X .058 | 7/16 - 20 | JBRC5805R | 6.30 |
| 7/8" X .058 | 7/16 - 20 | JBRC5805L | 6.30 |
| 7/8" X .058 | 1/2 - 20 | JBRC5806R | 6.95 |
| 7/8" X .058 | 1/2 - 20 | JBRC5806L | 6.95 |
| 1" X .058 | 1/2 - 20 | JBRC5807R | 6.95 |
| 1" X .058 | 1/2 - 20 | JBRC5807L | 6.95 |
| 1" X .058 | 5/8 - 18 | JBRC5808R | 6.95 |
| 1" X .058 | 5/8 - 18 | JBRC5808L | 6.95 |
| 1-1/8" X .058 | 1/2 - 20 | JBRC5809R | 8.50 |
| 1-1/8" X .058 | 1/2 - 20 | JBRC5809L | 9.00 |
| 1-1/8" X .058 | 5/8 - 18 | JBRC5810R | 8.50 |
| 1-1/8" X .058 | 5/8 - 18 | JBRC5810L | 9.00 |
| 1-1/4" X .095 | 3/4 - 16 | JBRC5812R | 9.50 |
| 1-1/4" X .095 | 3/4 - 16 | JBRC5812L | 10.00 |
| 1- 3/8" X .095 | 3/4 - 16 | JBRC5815R | 10.50 |
| 1- 3/8" X .095 | 3/4 - 16 | JBRC5815L | 11.00 |

| No. | Part No. | Description | Amount |
|-----|-----------|-------------------------------------|--------|
| 1 | JBRC-058 | Eye Bolt 1/2" 3/16" 1/4" | \$2.80 |
| 2 | JBRC-059 | Eye Bolt 1" 3/16" 10/32" | 3.00 |
| 3 | JBRC-060 | Fork 3/16" Slot, 3/16" Hole | 5.00 |
| 4 | JBRC-062 | Flush Mount Latch | 12.00 |
| 5 | JBRC-064 | Window Net Latch (Female) | 8.00 |
| 6 | JBRC-065 | ON/Off Switch Lever | 14.00 |
| 7 | JBRC-069 | Stainless Lock Pin (.625 O.D. Tube) | .60 |
| 8 | JBRC-072 | Upper Wing Clevis | 8.00 |
| 9 | JBRC-073 | Stainless Lock Pin (.500 O.D. Tube) | .55 |
| 10 | JBRC-075 | Stainless Lock Pin (.375 O.D. Tube) | .50 |
| 11 | JBRC-076 | On/Off Knob | 4.50 |
| 12 | JBRC-5025 | Aluminum Piano Hinge (6' Long) | 24.00 |

Filler Caps & Bungs






| Part No. | Description | Amount |
|----------|---------------------------|---------|
| JB1022 | 2" ID Assembly | \$32.50 |
| 5015 | Filler Cap | 10.50 |
| 5016 | 1 1/4" Steel Weld Bung | 9.00 |
| 5018 | 1 1/4" Aluminum Weld Bung | 7.50 |
| 5020 | 2" Aluminum Weld Bung | 10.50 |
| 5030 | 2" Aluminum Cap | 24.00 |
| 5040 | 2" Steel Weld Bung | 12.00 |



Weld Clevis



| Tube Size | Slot/Bolt Size | Part No. | Amount |
|---------------|----------------|----------|---------|
| 3/8" x .058 | 1/8" - 3/16" | JBRC5830 | \$ 8.40 |
| 1/2" X .058 | 1/8" - 1/4" | JBRC5832 | 8.40 |
| 5/8" X .058 | 1/8" - 5/16" | JBRC5834 | 8.75 |
| 3/4" X .058 | 3/16" - 5/16" | JBRC5836 | 9.60 |
| 3/4" X .058 | 3/16" - 3/8" | JBRC5838 | 9.60 |
| 7/8" X .058 | 3/16" - 3/8" | JBRC5840 | 10.30 |
| 1" X .058 | 3/16" - 3/8" | JBRC5842 | 10.90 |
| 1" X .058 | 1/4" - 3/8" | JBRC5844 | 10.90 |
| 1-1/8" X .058 | 1/4" - 3/8" | JBRC5846 | 11.80 |
| 1-1/4" X .058 | 1/4" - 3/8" | JBRC5848 | 13.00 |






| Description | Material | Part No. | Amount |
|--------------------|---------------------|----------|---------|
| 3 Gauge Dash Panel | .050 Moly | JB-026 | \$15.00 |
| 4 Gauge Dash Panel | .050 Moly | JB-027B | 19.00 |
| 5 Gauge Dash Panel | .050 Moly | JB-027A | 19.00 |
| 5 Gauge Dash Panel | .050 Moly not shown | JB-027 | 19.00 |
| Grand/Am 5 Gauge | .060 Alu | JB-209 | 20.00 |
| Cavalier 5 Gauge | .060 Alu | JB-216 | 20.00 |

| Description | Material | Part No. | Amount |
|--------------------|-----------|----------|---------|
| Tab, 3 Hole | .090 Moly | JB-053 | \$ 4.75 |
| Tab, 1/4" Hole | .071 Moly | JB-033A | 2.00 |
| Tab, 1/4" Hole | .090 Moly | JB-034A | 2.50 |
| Tab, 1/4" Hole | .090 Moly | JB-034B | 2.50 |
| Tab, 5/15" Hole | .090 Moly | JB-034C | 2.50 |
| Tab, 1/4" Hole | .090 Moly | JB-059 | 2.50 |
| Plate, 3/16" Holes | .050 Moly | JB-119 | 3.00 |
| Plate, 2 Hole | .050 Moly | JB-114 | 4.00 |
| Tab, 3/16 Hole | .050 Moly | JB-205 | 3.50 |
| Tab, 1/4" Hole | .050 Moly | JB-245 | 3.00 |

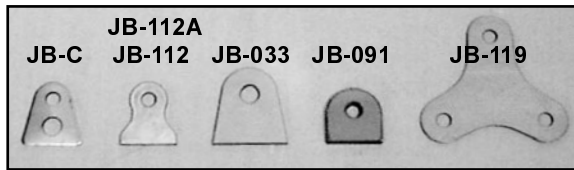


| | | | |
|-----------------------|-----------|---------------|---------|
| Tab, 1/2" Hole | .125 Moly | JB-015A, B, C | \$ 2.50 |
| Tab, 1/2" Hole | .125 Moly | JB-120 | 3.75 |
| Tab, 1/2" Hole | .125 Moly | JB-106 | 3.75 |
| Tab, 1/2', 5/8", 3/4" | .125 Moly | JB-088, 88B | 3.75 |
| Tab, 1/8" Hole | .125 Moly | JB-088A | 3.25 |
| Tab, Blank | .100 Moly | JB-171 | 3.00 |
| Tab, 7/16" Hole | .125 Moly | JB-251 | 2.50 |


| Description | Material | Part No. | Amount |
|---------------------|------------|----------|---------|
| 33" Floor Pan Strip | .032 Moly | JB-010 | \$18.00 |
| Body Mount Plate | .032 Moly | JB-044 | 6.00 |
| On/Off Bumper Ref | .060 Alum. | JB-075 | 2.50 |
| Deck Lid/Dash Tab | .050 Moly | JB-114 | 4.00 |
| 36" Body Mtg Strip | .032 Moly | JB-132 | 16.00 |
| Body Mount Tab | .032 Moly | JB-161 | 3.00 |
| A-Pillar Mount Tab | .050 Moly | JB-162 | 6.00 |
| Roof Mounting Tab | .050 Moly | JB-218 | 5.50 |



| | | | |
|-----------------|-----------|-------------|---------|
| Tab, 3/8" Hole | .090 Moly | JB-029 | \$ 2.50 |
| Tab, 7/16" Hole | .090 Moly | JB-029A | 2.50 |
| Tab, 3/8" Hole | .090 Moly | JB-018, 18A | 2.50 |
| Tab, 3/8" Hole | .090 Moly | JB-163 | 3.00 |
| Tab, 3/8" Hole | .125 Moly | JB-118 | 3.00 |
| Tab, 5/16" Hole | .125 Moly | JB-118A | 3.00 |



| Description | Material | Part No. | Amount |
|--------------------|-----------|----------|--------|
| Tab, Small | .050 Moly | JB-C | \$.60 |
| Tab | .050 Moly | JB-112 | 1.50 |
| Tab | .125 Moly | JB-112A | 2.50 |
| Tab, 1/4" Hole | .063 Moly | JB-033 | 2.00 |
| Tab, 1/4" Hole | .050 Moly | JB-091 | 2.00 |
| Plate, 3/16" Holes | .050 Moly | JB-119 | 3.00 |




| Description | Material | Part No. | Amount |
|-------------|-----------|----------|---------|
| Gusset | .100 Moly | JB-169 | \$ 2.50 |
| Gusset | .100 Moly | JB-170 | 2.50 |
| Gusset | .125 Moly | JB-008 | 6.00 |
| NET (Male) | .090 Moly | JB-001 | 5.00 |


The One Stop Chassis Shop

24-hour FAX (636) 356-4667 <http://jerrybickel.com> (636) 356-4727


4 - Link Brackets



Front 4-Link Brackets



Rear 4-Link Brackets



| Description | Material | Part No. | Amount |
|-----------------------|------------|-------------------|----------------|
| 1/2" Upper 5/8" Lower | .250, 1016 | JB-012 | \$40.00 |
| 1/2" Upper 5/8" Lower | .250, 1016 | JB-012A | 40.00 |
| 1/2" Upper 5/8" Lower | .190, 4130 | JB-012A-CM | 45.00 |
| 1/2" Upper 5/8" Lower | .250, 1016 | JB-012B | 45.00 |
| 1/2" Upper 5/8" Lower | .190, 4130 | JB-012B-CM | 45.00 |
| 5/8" Upper 5/8" Lower | .190 1016 | JB-012C | 25.00 |
| 1/2" Upper 1/2" Lower | .190 4130 | JB-012D | 45.00 |

| Description | Material | Part No. | Amount |
|-----------------------|------------|-------------------|----------------|
| 5/8" Upper 5/8" Lower | .250, 1016 | JB-013 | \$45.00 |
| 5/8" Upper 5/8" Lower | .190, 4130 | JB-013-CM | 55.00 |
| 5/8" Upper 5/8" Lower | .190, 1016 | JB-013B | 30.00 |
| 5/8" Upper 5/8" Lower | .190, 4130 | JB-013D-CM | 55.00 |
| 1/2" Upper 1/2" Lower | .190, 4130 | JB-013E-CM | 55.00 |

NOTE: Specify axle tube size when ordering
3" - 3.250" - 3.500"

Chromoly Tubing & Plate

Chromoly Tubing

4130N tubing in a variety of sizes. Our huge inventory is competitively priced with quantity discounts available. Prices listed below are cut priced (no cutting charge). Full length and 100' plus discounts are available, call for pricing. Maximum UPS shipping length is 8'. Full lengths vary from 17' to 24' long random.

| Size | Per Ft. | Size | Per Ft. |
|-------------|---------|--------------|---------|
| .250 x .035 | \$2.10 | 1.00 x .188 | \$6.88 |
| .250 x .049 | 2.10 | 1.125 x .058 | 3.30 |
| .313 x .035 | 1.94 | 1.25 x .049 | 3.40 |
| .313 x .049 | 2.18 | 1.25 x .058 | 3.58 |
| .375 x .049 | 2.24 | 1.25 x .065 | 4.16 |
| .375 x .058 | 2.45 | 1.25 x .095 | 4.90 |
| .500 x .035 | 1.90 | 1.25 x .120 | 5.70 |
| .500 x .049 | 2.28 | 1.25 x .156 | 7.68 |
| .500 x .058 | 2.65 | 1.375 x .058 | 4.00 |
| .500 x .120 | 2.80 | 1.5 x .065 | 4.16 |
| .625 x .058 | 2.36 | 1.625 x .065 | 4.50 |
| .625 x .120 | 5.46 | 1.625 x .083 | 5.24 |
| .750 x .049 | 2.55 | 2.00 x .120 | 8.18 |
| .750 x .058 | 2.68 | 3.00 x .083 | 23.92 |
| .875 x .058 | 2.78 | 3.00 x .250 | 40.00 |
| 1.00 x .049 | 2.95 | 3.250 x .250 | 45.00 |
| 1.00 x .058 | 3.10 | | |

Chromoly Plate

Chromoly plate is 4130N, aircraft quality. This is recommended to fabricate brackets and tabs that are to be welded to 4130 chassis. Chromoly plate is approximately twice as strong as mild steel. This allows thinner material to be used resulting in weight savings. Special sizes are also available in 12" increments, add \$10.00 per cut.

| Description | Size | Thickness | Price |
|-------------|-----------|-----------|---------|
| 4130N | 18" x 72" | .032 | \$55.50 |
| 4130N | 18" x 72" | .050 | 75.50 |
| 4130N | 18" x 72" | .063 | 95.50 |
| 4130N | 18" x 72" | .090 | 130.50 |
| 4130N | 18" x 72" | .100 | 148.50 |
| 4130N | 18" x 72" | .125 | 175.50 |

Stocking sizes are listed above. Other special order thickness available.

Call for pricing

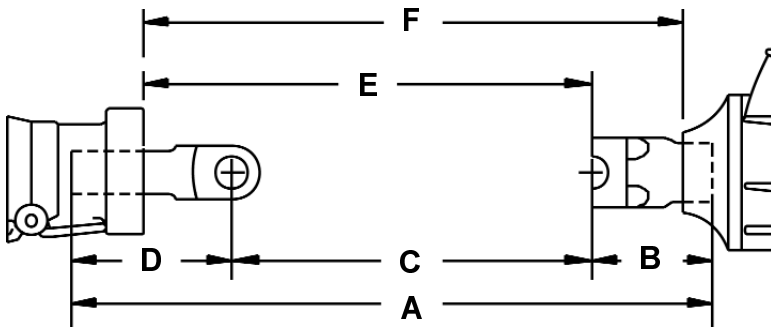


"In The Race For Quality, There is No Finish Line"



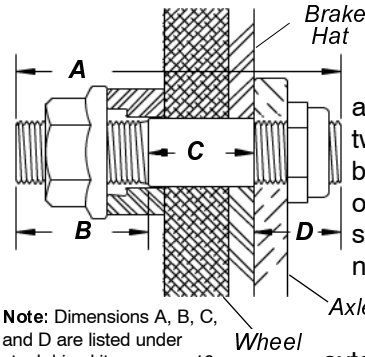
Driveshaft Dimensions

All steel driveshafts are fabricated in house. In some cases this allows same day delivery possible. To order a **JBRC** custom drive-shaft please specify length required. Please use the chart shown at below when supplying our Parts Department your dimensions.



Wheel Stud Dimensions

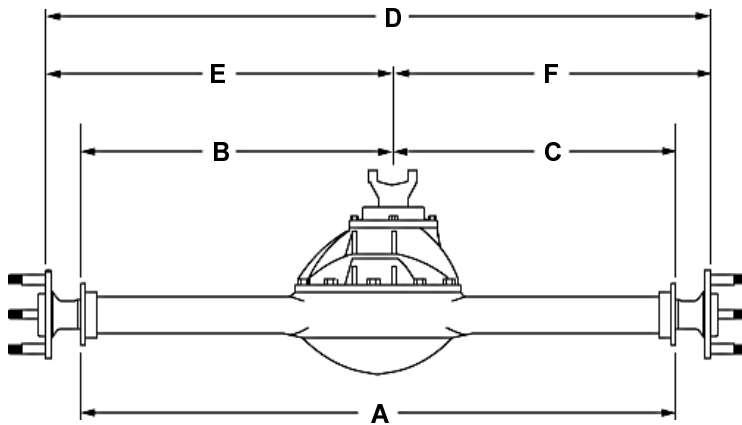
The most important factor when selecting the proper drive stud is that the drive shoulder of the stud be fully engaged in the wheel. It is recommended that the "C" length on the stud be slightly greater than



Note: Dimensions A, B, C, and D are listed under steel drive kits on page 10.

the combined thickness of the brake hat or drum and the wheel. These two dimensions should be specified when ordering an MW drive stud kit. Washer thickness must be greater than the portion of the shoulder that extends past the wheel.

Housing Dimensions

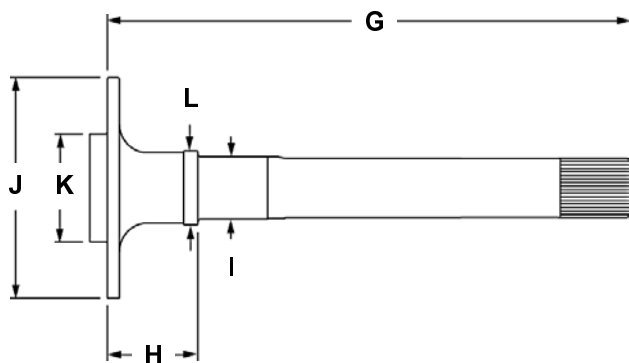


Measure the distance between the outside of both housing flanges (A backing plate attaching point). Not all pinions are centered, so it is also essential to measure the distance from the housing flange to the center of the pinion on both driver and passenger side (B and C).

Axle & Housing Dimension Index

- | | |
|-----------------------------|-----------------------|
| A Housing flange to flange | G Overall length |
| B Dr side flange to P/C | H Bearing seat |
| C Pass side flange to P/C | I Bearing diameter |
| D Axle flange to flange | J flange diameter |
| E Axle flange to P/C (Dr) | K Brake drum register |
| F Axle flange to P/C (Pass) | L Seal diameter |

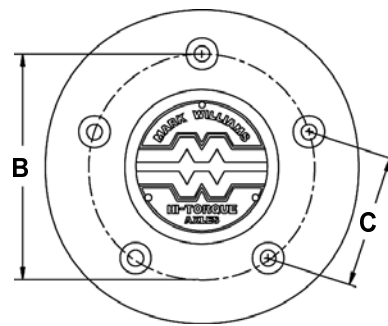
Axle Dimensions



When ordering axles with measurements from existing axles provide

as many of the dimensions listed above as possible. Beware that after market spools have the splines relocated and this changes the axle length in relation to stock axles. Housing dimensions are the preferred method for calculating lengths.

Bolt Circle



If you do not know the bolt circle (B measurement) of a 5-bolt application, measure the center-to-center

distance between to adjacent wheel studs and reference the table below.

| B (Bolt Circle) | C |
|-----------------|--------|
| 4 1/2" | 2.645" |
| 4 3/4" | 2.792" |
| 5" | 2.939" |
| 5 1/2" | 3.233" |



Apparel

T-Shirts

100% Cotton White
Small front logo
Large back logo
S, M, L, XL, XXL
\$15.00

Sweat-Shirts

100% Cotton
Maroon
Embroidered Logo
M, L, XL, XXL
\$30.00

Jackets


Maroon Outer Shell
Navy Blue Trim
Fully Lined
Embroidered Logo
S, M, L, XL, XXL
\$70.00



Photo Gallery



Jim Yates



Ron Krisher




Greg Anderson




Jeg Couglin jr.




Mark Pawuk



Mike Edwards



George Marnell



Richie Stevens



Mark Whisnant

Leading-edge



Technology

Race Tested Components

Engineered and Designed at our Shop in Moscow Mills, Missouri. Race Track tested at NHRA Championship events all over the country. The same Championship, Race Winning, Record Setting Parts used in all JBRC Professional Race Chassis available in this Parts Catalog



Jepp Bickel
Race Cars Inc.

141 Raceway Park Dr.
Moscow Mills, MO. 63362
(636) 356-4727

PRESORTED
STANDARD
U.S. POSTAGE
PAID
TROY, MISSOURI
Permit NO. 30