

A close-up, high-contrast photograph of a metallic facade panel. The panel is dark and has a fine, granular texture. It is secured to a lighter-colored metal frame by two visible bolts. The lighting creates strong highlights and deep shadows, emphasizing the industrial and architectural details.

FAÇADE
3
CATALOGUE

DEKMETAL
2017

FAÇADE
CATALOGUE

DEKMETAL

TABLE OF CONTENTS





COMPANY PROFILE 4

COMPANY PROFILE

FAÇADE CASSETTES 16

FAÇADE CASSETTES

FAÇADE LAMELLA SLATS 34

FAÇADE SLATS

FAÇADE PROFILES 42

FAÇADE PROFILES

MATERIALS, COLOURS,
ATYPICAL DESIGNS 54

MATERIALS, COLOURS,
ATYPICAL DESIGNS

SUPPORTING GRID 64

SUPPORTING GRID

CERTIFICATES, CONTACTS 78

CERTIFICATES,
CONTACTS

COMPANY PROFILE

DEKMETAL

DEKMETAL is engaged in the manufacture and supply of roofing and façade systems, including custom made sheet metal products



DEKMETAL

DEKMETAL Ltd. is a member of the DEK a.s. group, which is the largest supplier of building materials in the Czech Republic and a leading supplier in Slovakia.



DEKMETAL is engaged in the manufacture and supply of roofing and façade systems, including custom made sheet metal products.

The company offers its partners professional designs of functional, technically sophisticated and aesthetic solutions, which meet the individual requirements of investors, architects, and project planners.

A major advantage of the DEKMETAL company is its comprehensive service based on flexible terms of delivery and technical support throughout the entire implementation process. DEKMETAL dealers and technicians operate in Bohemia, Moravia, Slovakia, as well as in Germany and Poland. They are thus able to respond very quickly to the requirements of implementation companies or building projects.



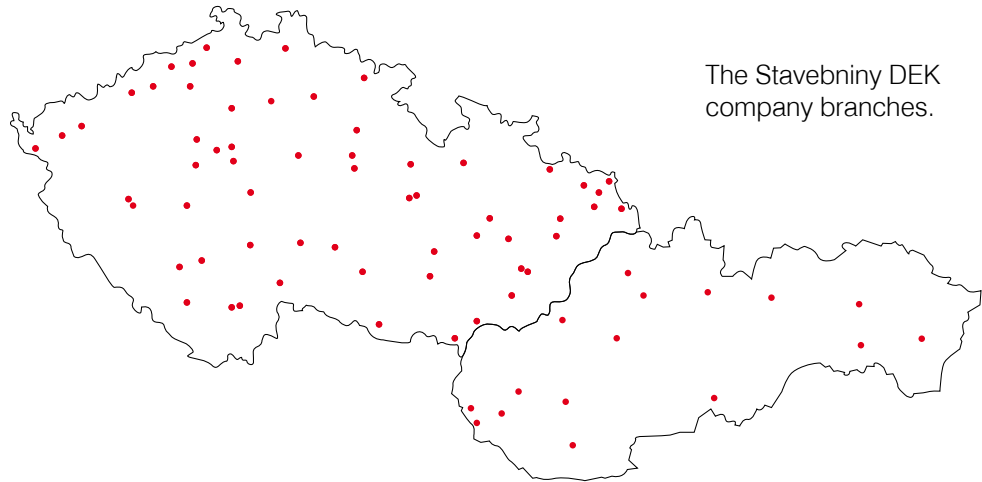
- More than 150 implemented façades per year.
- More than 3,000 tons of material in stock.
- Modern machinery.
- Completed projects in the Czech Republic, Slovakia, Germany, Poland, Russia, England, Norway, and in Africa.
- Dealerships in the Czech Republic, Slovakia, Germany, and Poland.
- A sister company of the largest supplier of building materials in the Czech Republic – the Stavebniny DEK company.



DEK

STRONG
COMPANY
BACKGROUND





The Stavebniny DEK company branches.



The DEK holding is a group of companies engaged in the supply of materials and services for construction as well as the production of building materials. The parent company, DEK a.s., supports its subsidiaries in the form of maintenance, that is activities of an economic, IT, personnel, marketing, and operational nature.

DEK Group consistently focuses on the well-being and satisfaction of its customers. In addition to offering competitive prices and terms of delivery, it builds an effective strategy on its high expertise combined with professionalism, and on providing comprehensive consulting services during the supply of construction materials.

The largest of the holding companies is Stavebniny DEK a.s. Long-term, it has continued to occupy a leading position among the suppliers of building materials in the Czech Republic. In the Slovak Republic, this company belongs to the circle of major suppliers for roofing material, façades, and insulation.

Stavebniny DEK a.s. operates 61 branches in the Czech Republic and 16 in Slovakia.

Total turnover of the group has reached almost 10.5 billion € in 2016. Its companies currently employ more than 1,700 people.

The DEK a.s. holding company has 100% ownership of the following: STAVEBNINY DEK a.s., STAVEBNINY DEK SK Ltd., DEKMETAL Ltd., DEKWOOD Ltd., DEKPROJEKT Ltd., G SERVIS CZ Ltd., Moje-stavebniny.cz Ltd. a DEKINVEST, an investment fund with basic variable capital.

MACHINERY EQUIPMENT

DEKMETAL

PRODUCTION PLANT EQUIPPED WITH THE LATEST MODERN TECHNOLOGY

DEKMETAL features a unique new production line for finishing flat roof profiles, façade systems, and other atypical products made of sheet metal, according to the customer's request, with a range of up to 6m in length.

Basic production possibilities: division, excision, and perforation of sheet metal up to 3mm in thickness, cutting and bending up to 6m in length, straightening out sheet metal, once unwound from the coils of individual parts, on straightening levelers.

Production of regular sheet metal elements for façade and roof systems, special flashings, as well as atypical elements, are all custom-made, according to individual client expectations.



OTHER MACHINERY EQUIPMENT:

Production line finishing roof profiles & façade systems.

Rolling mill: MAXIDEK

Rolling mill: TR 18 a CR 40

Rolling mill: TR 35.50 a CR 18

Rolling ridge line: MAXIDEK

Excision press: TRUMPF

Bending machine center: SALVAGNINI

Bender: JORNS 6 m

Bender: SCHRÖDER 3 m


Scissors: CIDAN 3 m


Scissors: SCHRÖDER 4 m


Straightener and divider: JORNS

Machinery equipment for the production of small-format roofing:

DEKTILE







SERVICES

COMPREHENSIVE
TECHNICAL AND BUSINESS
CONSULTING

DEKMETAL

The DEKMETAL company has a strong base of technical staff, who will help you with designing the façade, from the very beginning of the design through its implementation to the final process of submitting the work.



INITIAL DESIGN OF THE FAÇADE GRID

If you are not sure how to choose the correct façade grid, our dealers and technicians will be happy to help you with its design. The optimal grid creates not only an ideal compact appearance, but also optimizes the cost of visual elements.

GRID LAYOUT PLAN

After selecting the optimal grid, it is necessary to prepare the grid layout plan, so that all visible elements on the façade are correctly positioned into place. To minimize errors during the installation, every visual element, which corresponds to the grid layout plan, is marked with a precise description already during its manufacturing process. All required documentation is available for the construction company.

ASSEMBLY DETAILS

All essential details, such as those relating to assembling the building's foundation, window capping, attics, any connections to other structures, etc. are free to download via the following website: www.dekmetal.com. A technician of the DEKMETAL company always keeps these details updated, supplemented or, if need be, adapted and tailor-made to fit specific building projects.

BUILDING ALIGNMENT

Because the DEKMETAL façade system is produced and delivered to fit every specific building, it is necessary to determine its alignment and revise all implemented details. Thanks to many years of experience, DEKMETAL's

technicians are able to define with great precision a building's constructional focus and alignment. This facilitates a faster and simpler assembly for the implementation company and minimizes the errors associated with repeated production of various elements within the factory.

DOCUMENTS ONLINE

All necessary documents, from our declaration on the compatibility of individual products, through to specific details and installation guidebooks, are free to download via the following website: www.dekmetal.com.

FINAL INSTALLATION

DEKMETAL is a trading and manufacturing company, which does not execute the final assembly of facades. We do cooperate, however, with many construction companies; providing them with regular training workshops and expert advice. We will be happy to recommend a construction company for your project. Even for new construction companies, we always secure technical training workshops before they start installing a new façade system.

TRANSPORTATION

DEKMETAL can arrange transportation to branches of sister companies Stavebniny DEK to pick up by the customer or directly to the construction site.

THE PRICE OF SERVICES

Initial consultation and draft appropriation bill for using a specific construction type and visual façade elements.	Free of charge
Installation documentation (layout plan for the supporting grid and visual elements, project-specific technical details).	3–5% of the total price for the work, according to project complexity.
Façade alignment for the manufacturing documentation.	325–490 € according to project complexity and the number of visit of technician on site.
Type details, installation guidebooks, and certificates.	Free to download at: www.dekmetal.com .
Training workshops for the implementation company.	Included in the project price.
Transportation.	Price according to building location and scope of the project (EXW Dřísy Czech Republic).

FAÇADE CASSETTES

DEKCASSETTE®

The DEKCASSETTE® façade cassettes take the shape of square or rectangular curved elements, which are attached by screws to the supporting grid. They are produced as a variation of the interlocking latch system without visible joints, or with some joints kept visible to convey a more technical appearance.

DEKCASSETTES are tailor-made for every façade and adapt to the originality of each architectural design in each of the works.



FAÇADE
CASSETTES

DEK CASSETTE®

IDEAL

FOR THE IDEAL FAÇADE

BEST
CHOISE!

FAÇADE CASSETTES



DEKCASSETTE® IDEAL is the latest product in the DEKMETAL DEKCASSETTE® series.

The IDEAL cassette represents the result of several years of development and testing, with the experience of actual implementation.

It introduces a new type of lock, more spatial rigidity for the cassettes, and the option of producing individual pieces up to a length of 6m while maintaining a wide range of possible material and colour combinations. Painted elements are kept safe by a protective film during the production, transportation, and installation processes.

UNIQUE DESIGN WITH SMOOTH JOINTS

The joint of the IDEAL cassette is smooth without visible anchoring elements, and with an adjustable width for each individual joint.

VARIABILITY

The entire DEKCASSETTE® product line, including the IDEAL cassette, provides a wide choice of materials, colours, and their combinations.

AN IDEAL LOCK

The new lock in IDEAL cassettes provides quick water drainage, more spatial rigidity, and an elegant appearance.

THE SYSTEM COST

It is possible to deliver the DEKMETAL façade system in various materials and colours. All featured prices are approximate. The total price of the system depends upon the implemented sheet thickness, material, colour and ruggedness, as well as the overall complexity of a particular building.

58–74€

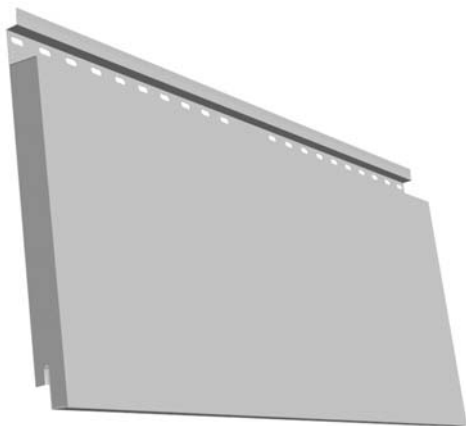
per m² without VAT

Project price, including the window and pipe capping (windowsill - lining - lintel), upper-lower-vertical sheet metal finish on the supporting grid, connecting elements in the cladding.

ELEMENT	PRICE WITHOUT VAT (€/m ²)
DEKCASSETTE® IDEAL façade cassette	33–45
Uni-directional grid DKM1A (DKM1B ¹)	5–9 (6–11)
Bi-directional grid DKM2A	11–17
Capping elements (windowsill, lining, lintel...)	Included In the price
Perforations of the cassette surface (surcharge) ²	3–21
Atypical cassette shape (surcharge)	From 9€/piece

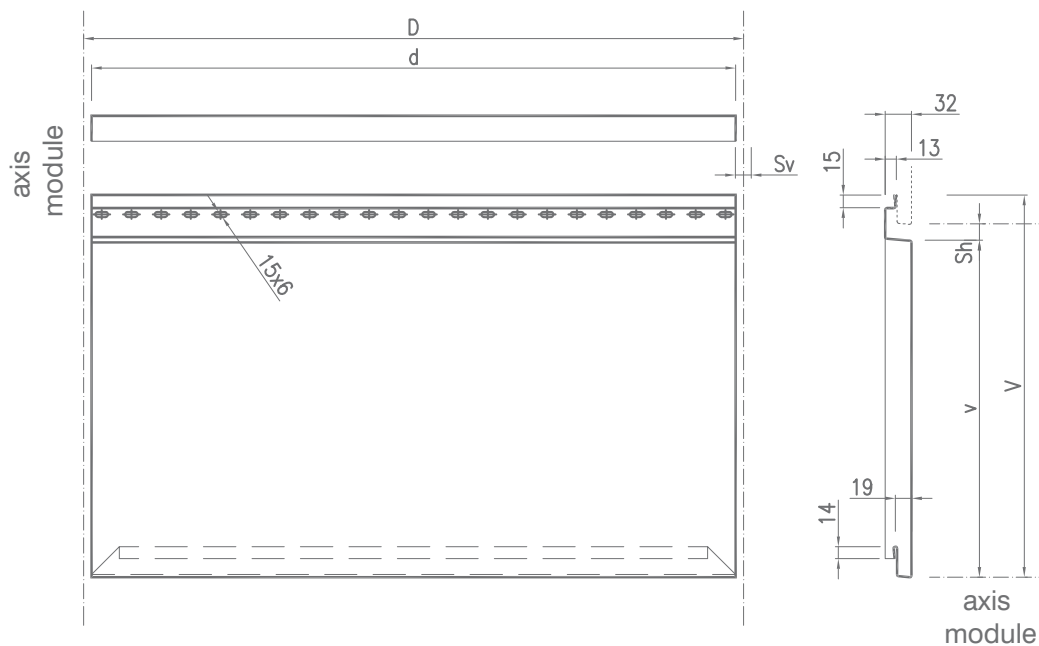
- 1) the DKM1B grid is designed for a vertical installing of the cassettes.
2) Possible for cassettes to a maximum length of 1,950 mm.





CASSETTE DIMENSIONS	(mm)
Composite length D	150–6,000
Composite height V	100–650 (800*)
Total length d	D + Sv
Total height v	V + Sh + 35
Depth	32
Horizontal joint Sh	5–35
Vertical joint Sv	5–50
Sheet thickness	0.75* / 1.00 / 1.20*

* Production of cassette height of 650-800 mm and implemented sheet thickness: 0.75 mm and 1.20 mm after consultation with the manufacturer.






FACADE
CASSETTES

DEK CASSETTE®

STANDARD

FOR A TECHNICAL APPEARANCE



DEKCASSETTE® STANDARD is a variation of the DEKMETAL DEKCASSETTE® product line, which will ensure an original functionalist design for your building façades.

As the only one in this particular group of products, it has visible fastening elements and a fixed joint width. The size of the cassettes themselves is, however, fully adjustable to specific requirements and wishes voiced by the architect or investor. Painted elements are kept safe by a protective film during the production, transportation, and installation processes.

TECHNICAL DESIGN

Thanks to its visible fastening elements, a façade composed of the STANDARD cassettes has a simple, industrial appearance.

EASY DISMANTLING

It is possible to dismantle the DEKCASSETTE® STANDARD cassettes locally, anywhere within the façade area.

WIDE RANGE OF OPTIONS

As all other products from the DEKCASSETTE® line, also our STANDARD cassettes can be delivered in many material and colour versions.

THE SYSTEM COST

It is possible to deliver the DEKMETAL façade system in various materials and colours. All featured prices are approximate. The total price of the system depends upon the implemented sheet thickness, material, colour and ruggedness, as well as the overall complexity of a particular building.

58–74 €

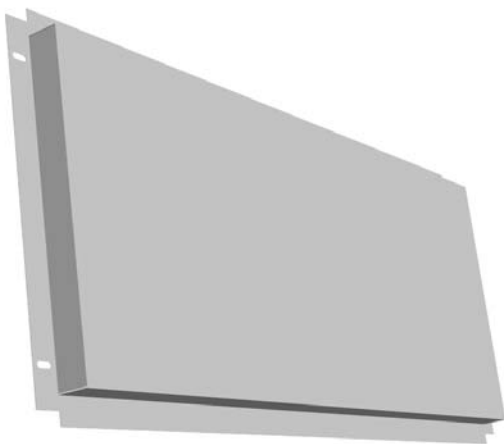
per m² without VAT

Project price, including the window and pipe capping (windowsill - lining - lintel), upper-lower-vertical sheet metal finish on the supporting grid, connecting elements in the cladding.

ELEMENT	PRICE WITHOUT VAT (€/m ²)
DEKCASSETTE® STANDARD façade cassette	29–45
Uni-directional grid DKM1A (DKM1B ¹)	5–9 (6–11)
Bi-directional grid DKM2A	11–17
Capping elements (windowsill, lining, lintel...)	Included in the price
Arcuate cassettes (surcharge)	9–13
Perforations of the cassette surface (surcharge) ²	3–21
Atypical cassette shape (surcharge)	From 9€/piece

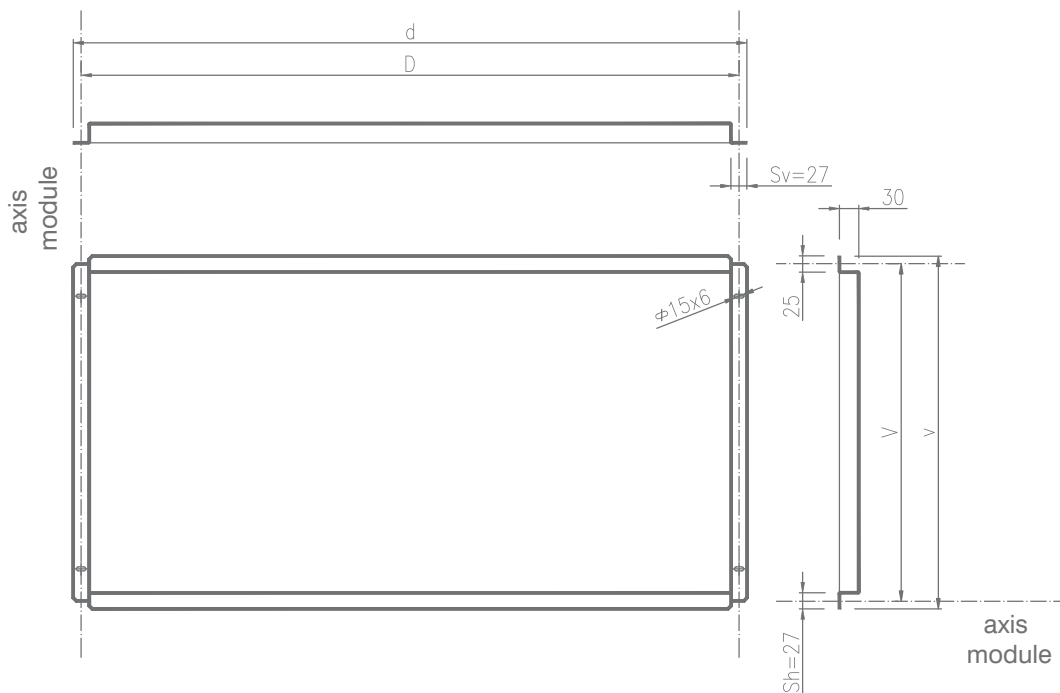
- 1) the DKM1B grid is designed for a vertical installing of the cassettes.
- 2) Possible for cassettes to a maximum length of 1,950 mm.





CASSETTE DIMENSIONS	(mm)
Composite length D	400–6,000
Composite height V	100–500 (800*)
Total length d	D + 23
Total height v	V + 23
Depth	30
Horizontal joint Sh	27
Vertical joint Sv	27
Sheet thickness	0.75* / 1.00 / 1.20*

* Production of cassette height of 500-800 mm and implemented sheet thickness: 0.75 mm and 1.20 mm after consultation with the manufacturer.





FACADE CASSETTES

DEK CASSETTE®

LE

FOR A CLASSICAL APPEARANCE



The DEKCASSETTE® LE façade cassette is a rectangular element with a predominant length dimension and the interlocking latch system. This cassette is fastened to the supporting grid with screws, by dragging its lower edge into the fixed lock plates, and by fastening in the upper edge. The fastening elements are themselves hidden. Joints between the cassettes can be adjusted within the following range: 5-50mm. Painted elements are kept safe by a protective film during the production, transportation, and installation processes.

A POPULAR CHOICE

Until very recently, this has been one of the most popular visual elements for ventilated DEKMETAL façades.

THE CLASSICAL JOINT

An elegant design of clean, straight joints without visible anchoring elements.

VARIABILITY

Various colours, materials, and sizes of the cassettes, as well as of their joints, are available for all models of the DEKCASSETTE® line.



THE SYSTEM COST

It is possible to deliver the DEKMETAL façade system in various materials and colours. All featured prices are approximate. The total price of the system depends upon the implemented sheet thickness, material, colour and ruggedness, as well as the overall complexity of a particular building.

58–74€

per m² without VAT

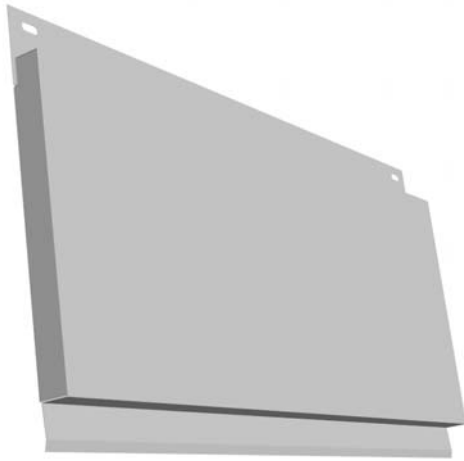
Project price, including the window and pipe capping (windowsill - lining - lintel), upper-lower-vertical sheet metal finish on the supporting grid, connecting elements in the cladding.

ELEMENT	PRICE WITHOUT VAT (€/m ²)
DEKCASSETTE® LE façade cassette	29–45
Uni-directional grid DKM1A (DKM1B ¹)	5–9 (6–11)
Bi-directional grid DKM2A	11–17
Capping elements (windowsill, lining, lintel...)	Included in the price
Arcuate cassettes (surcharge)	9–13
Perforations of the cassette surface (surcharge) ²	3–21
Atypical cassette shape (surcharge)	From 9€/piece

1) the DKM1B grid is designed for a vertical installing of the cassettes.

2) Possible for cassettes to a maximum length of 1,950 mm.

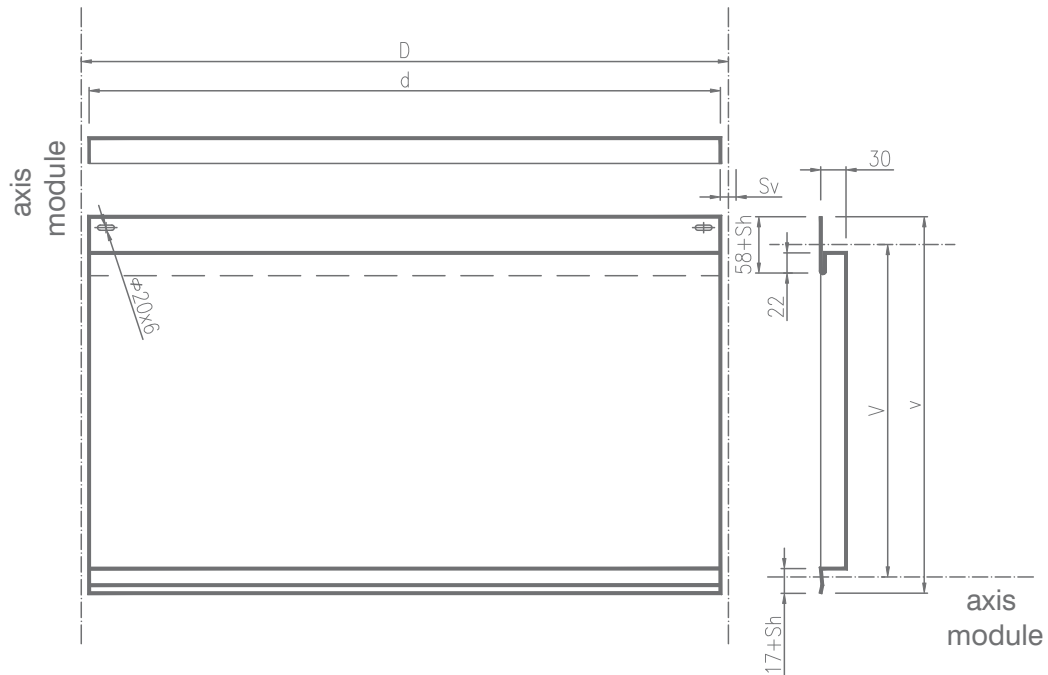




CASSETTE DIMENSIONS (mm)

Composite length D	$d + S_v$
Composite height V	150–450
Total length d	150–3,000
Total height v	$V + 55 + S_h$
Depth	30
Horizontal joint S_h	5–50
Vertical joint S_v	5–50
Sheet thickness	0.75* (per $V < 250$ mm) 1.00 (per $V < 450$ mm)

* Implemented sheet thickness: 0.75 mm after consultation with the manufacturer.





FACADE
CASSETTES

DEK CASSETTE®

SPECIAL

FOR A SPECIFIC DESIGN

FACADE CASSETTES



The DEKCASSETTE® SPECIAL façade cassette is a square or rectangular bent element with an interlocking latch system, which is fastened to the supporting grid with the help of screws. The lower edge slides into the lock of another, already fastened cassette while the upper edge is screwed to the grid. The fastening bolts are hidden within the cassette lock, which contributes to a regular façade grid of elegant joints. The width of horizontal joints is from 10 to 30 mm and the vertical joints fall within the following range: 5-50 mm. Painted elements are kept safe by a protective film during the production, transportation, and installation processes.



SPECIAL BEVELLED EDGE FOR THE HORIZONTAL JOINT
 What the SPECIAL cassette shape adds to the façade is an unmistakably specific, unique appearance.

VARIABILITY

The entire DEKCASSETTE® product line, including SPECIAL cassettes, offers a wide range of material and colour combinations.

THE SYSTEM COST

It is possible to deliver the DEKMETAL façade system in various materials and colours. All featured prices are approximate. The total price of the system depends upon the implemented sheet thickness, material, colour and ruggedness, as well as the overall complexity of a particular building.

58–74€


per m² without VAT

Project price, including the window and pipe capping (windowsill - lining - lintel), upper-lower-vertical sheet metal finish on the supporting grid, connecting elements in the cladding.

ELEMENT	PRICE WITHOUT VAT (€/m ²)
DEKCASSETTE® SPECIAL façade cassette	29–45
Uni-directional grid DKM1A (DKM1B)	5–9 (6–11)
Bi-directional grid DKM2A	11–17
Capping elements (windowsill, lining, lintel...)	Included in the price
Arcuate cassettes (surcharge)	3–21
Atypical cassette shape (surcharge)	od 9€/piece

* the DKM1B grid is designed for a vertical installing of the cassettes.

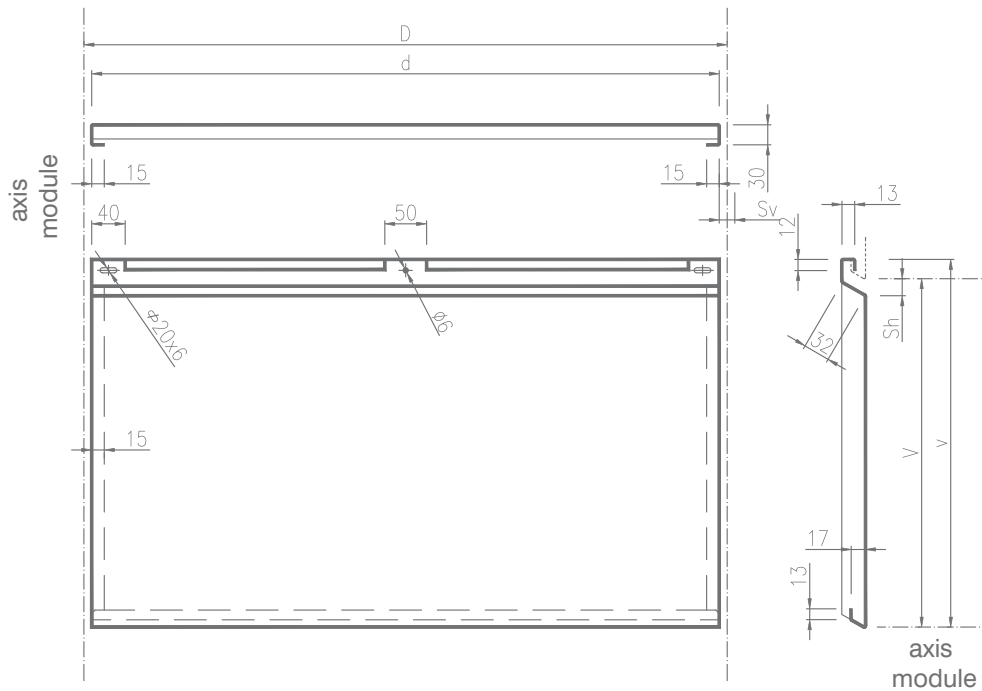




CASSETTE DIMENSIONS (mm)

Composite length D	$d + S_v$
Composite height V	150–500
Total length d	150–1,950*
Total height v	$V + S_h + 22$
Depth	30
Horizontal joint S_h	10–30
Vertical joint S_v	5–50
Sheet thickness	1.00

* Production of cassette of length greater than 1 950 mm (max 3 000 mm) after consultation with the manufacturer.





FAÇADE LAMELLA SLATS

DEKLAMELLA®

The DEKLAMELLA® is a rectangular element with one predominant dimension, an interlocking latch system, and a visible shaped (for Deklamella for Architect only) wall.

The lamella is fastened with the help of screws to the supporting grid by sliding its lower edge into the lock of another, already fastened lamella, and by screwing in the upper edge. A T-dividing profile or, in some cases, spacer(s) is inserted into the vertical joint between the lamella slats. The fastening elements are hidden. The joints between slats are adjustable within the following range: 5-50 mm. All elements are kept safe by a protective film during the production, transportation, and installation processes.




FAÇADE
LAMELLA
SLATS

DEKLAMELLA®

IDEAL

AN IDEAL LAMELLA SLAT SYSTEM



The DEKLAMELLA® IDEAL provides a clean, elegant appearance to the visual elements. All sides of the IDEAL lamella are open and the visible one has a simple, straight design. The connecting elements are hidden within the lamella's lock. The IDEAL lamella can be connected to other parts with the help of a binding element, which will then create the effect of an infinite lamella, or with the help of a vertical T-profile. Painted elements are kept safe by a protective film during the production, transportation, and installation processes.

UNIQUE DESIGN WITHOUT THE VERTICAL JOINT

The IDEAL cassette lock provides fast water drainage, greater spatial rigidity, and an elegant appearance without visible anchoring elements.

VARIABILITY

The entire product line, including our IDEAL lamella slats, offers a wide range of materials, colours, and their combinations.

INFINITELY LONG

With the help of inserting a special liner (every 6 m, max.), it is possible to create the effect of an infinitely long lamella.

THE SYSTEM COST

It is possible to deliver the DEKMETAL façade system in various materials and colours. All featured prices are approximate. The total price of the system depends upon the implemented sheet thickness, material, colour and ruggedness, as well as the overall complexity of a particular building.

55–72€


per m² without VAT

Project price, including the window and pipe capping (window-sill - lining - lintel), upper-lower-vertical sheet metal finish on the supporting grid, connecting elements in the cladding.

ELEMENT	PRICE WITHOUT VAT (€/m ²)
DEKLAMELLA® IDEAL façade lamella slat	27–43
Uni-directional grid DKM1A (DKM1B ¹)	5–9 (6–11)
Bi-directional grid DKM2A	11–17
Capping elements (windowsill, lining, lintel...)	Included in the price
Perforations of the lamella surface (surcharge) ²	3–21
Atypical lamella shape (surcharge)	From 9€/piece

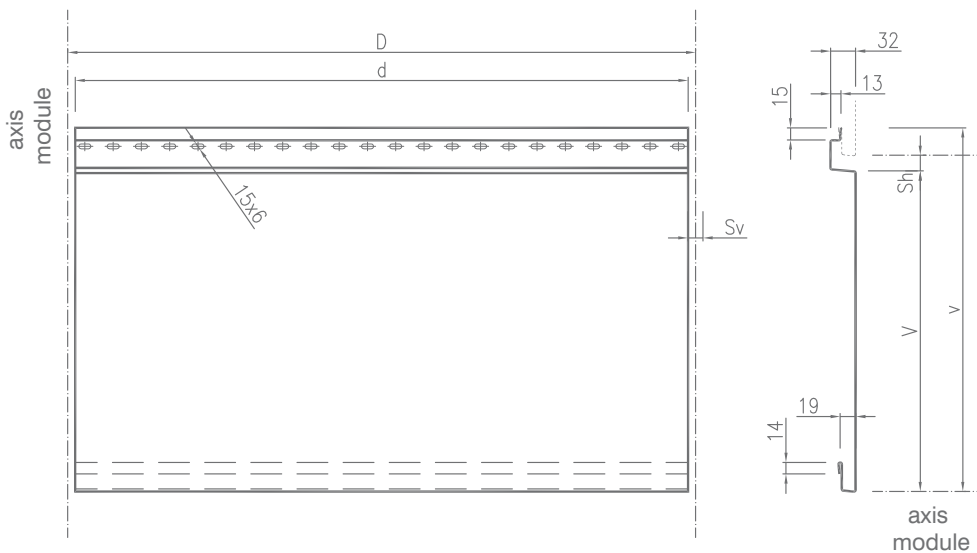
- 1) The DKM1B grid is designed for vertical installing of the lamellas.
- 2) Possible for lamellas to a maximum length of 1,950 mm.





CASSETTE DIMENSIONS	(mm)
Composite length D	150–6,000
Composite height V	100–300 ¹⁾
Total length d	D + Sv
Total height v	V + Sh + 35
Depth	32
Horizontal joint S _h	5–35
Vertical joint S _v	Dividing-T profile or spacers
Sheet thickness	0.75 ²⁾ / 1.00

- 1) Greater height than 300 mm must be consulted with the manufacturer.
- 2) Implemented sheet thickness: 0.75 mm after consultation with the manufacturer.





FAÇADE
LAMELLA SLATS

DEKLAMELLA®

FOR
ARCHITECT

FOR A UNIQUE APPEARANCE

FAÇADE SLATS



The special DEKLAMELLA® FOR ARCHITECTS line of custom designed lamella slats makes it possible to create an aesthetic and exceptionally rugged appearance for the façade. An architect's or investor's imagination is thus no longer limited by the classic shapes of smooth slats, and this leads to greater creativity in the new design and implementation of a façade while keeping prices affordable. Painted elements are kept safe by a protective film during the production, transportation, and installation processes.

THE SYSTEM COST



58–82 €

per m² without VAT


Project price, including the window and pipe capping (windowsill - lining - lintel), upper-lower-vertical tinsmith finish on the supporting grid, connecting elements in the cladding.

Prices for the grids, including any surcharge, are the same as for the DEKLAMELLA® IDEAL.

UNO



DUE



TRE



QUATTRO



CINQUE



SEI



SETTE



OTTO




NOVE




DIECI



UNDICI




DODICI



FAÇADE PROFILES

DEKPROFILE®

The DEKPROFILE® TR and CR visual elements create an industrial appearance on the façade, affordable for all. A profile of the trapezoidal or corrugated shape is suitable not only for industrial halls, but it is possible to use for almost any building as a more financially viable solution. An advantage of using these profiles is their ability to highlight precise and clean lines of the whole object. A combination with other visual elements from the DEKCASSETTE® line is also possible. The profiles themselves can be oriented vertically, horizontally, or even in a diagonal direction. Greater variability of shapes is then offered by the unique DEKPROFILE® FOR ARCHITECTS product line.




FAÇADE
PROFILES

DEKPROFILE

CR(18/40)

FOR A TECHNICAL APPEARANCE

FAÇADE PROFILES



The DEKPROFILE® CR is a corrugated metal profile with a sinusoidal crosssection. This type of profile is produced in two variations, according to the height of the wave(s): 18 or 40mm. Basic profile overlap is about one wave.

DEKPROFILE® CR can be used for cladding buildings of all types, without limitations. It is possible to combine the DEKPROFILE® CR with other visual elements by DEKMETAL, perhaps also with other façade systems (for example, the ETICS contact insulation system). Painted elements are kept safe by a protective film during the production, transportation, and installation processes.

INDUSTRIAL DESIGN

Façades of the trapezoidal or corrugated profile create a simple industrial character with precision and clean lines.

EASY INSTALLATION AT A REASONABLE PRICE

Façades, which are implemented through these elements, are marked by a fast and simple installation process. They are the most affordable option of the DEKMETAL façade system.

STANDARDS AND COLOUR COMBINATIONS

Profiled corrugated sheets of the CR18 type can be delivered at the thickness of 0.50-1.00mm. In stock, we typically have 25 colour variations in three finishes. The CR40 is produced only at a thickness of 0.63 mm.

THE SYSTEM COST

It is possible to deliver the DEKMETAL façade system in various materials and colours. All featured prices are approximate. The total price of the system depends upon the implemented sheet thickness, material, colour and ruggedness, as well as the overall complexity of a particular building.

33–45 €

per m² without VAT

Project price, including the window and pipe capping (window-sill - lining - lintel), upper-lower-vertical tinsmith finish on the supporting grid, connecting elements in the cladding.

ELEMENT	PRICE WITHOUT VAT (€/m ²)	
Façade profile CR 18/76/1064	SP 25 GLOSS 0.50mm	13
	SP 35 TEX 0.50mm	13
	PU 50 MAX 0.50mm	14
	SP 25 GLOSS 0.63mm	14
Façade profile CR 40/160/960	SP 25 GLOSS 0.63mm	17
Uni-directional grid DKM1A (DKM1B*)		5–9 (6–17)
Bi-directional grid DKM2A		11–17
Capping elements (windowsill, lining, lintel...)		Included in the price

* the DKM1B grid is designed for a vertical installing of the Façade profiles.

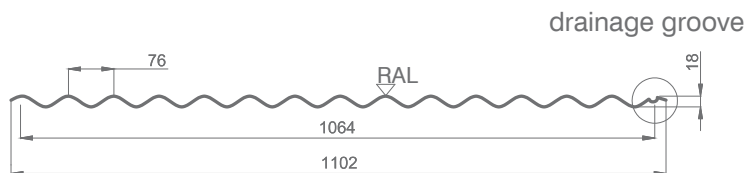




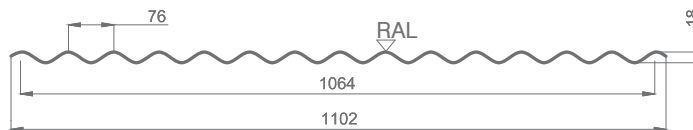
PROFILE DIMENSIONS	CR 18 (mm)	CR 40 (mm)
Wave height	18	40
Axial distance between waves	76	160
Composite profile width	1,064	960
Total profile width	1,102	1,100
Maximum profile length ¹⁾	15,000	9,000
Minimum profile length	500	500
Standard material thickness ²⁾	0.5–1.00	0.63
Minimum roof pitch ³⁾	8°	8°

- 1) For freight transport by truck, it is possible to use lengths up to a maximum of 13.5m. The recommended handling length is up to 6m.
- 2) We offer some thicknesses only in selected colour shades; one must consult with the supplier.
- 3) Possible use for less inclined roofs, assuming additional measures - one must, however, consult with the manufacturer.

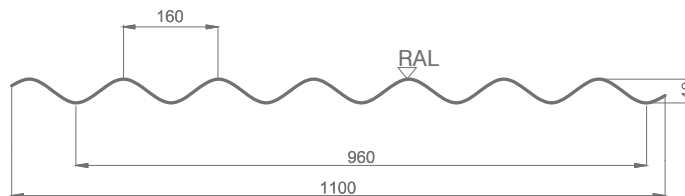
CR 18 R
(roof profile)



CR 18 W
(wall profile)



CR 40
(identical shape for wall and roof profile)






FAÇADE
PROFILES

DEKPROFILE®

TR(18/35/50)

FOR A TECHNICAL APPEARANCE



The DEKPROFILE® TR is a trapezoidal sheet metal profile, which the DEKMETAL company produces in three variations, according to its wave height (18, 35, or 50 mm). These profiles are also used as construction roofing. Basic profile overlap is about one wave.

DEKPROFILE® TR can be used for cladding buildings of all types, without limitations. It is possible to combine it with other visual elements by DEKMETAL, perhaps also with other façade systems (for example, the ETICS contact insulation system). Painted elements are kept safe by a protective film during the production, transportation, and installation processes.

INDUSTRIAL DESIGN

Façade systems using the trapezoidal or corrugated profile create a simple industrial character with clean lines and precise façade.

EASY INSTALLATION AT A REASONABLE PRICE

Façades, which are implemented through these elements, are marked by a fast and simple installation process. They are the most affordable option of the DEKMETAL façade system.

STANDARDS AND COLOUR COMBINATIONS

The TR18 profiled trapezoidal sheets can be delivered in thicknesses ranging from 0.50 to 0.63 mm. Material at a thickness of 0.5 mm is available in stock in 25 colour variations and three finishes. The TR35 is produced in thicknesses ranging 0.5 - 1.00 mm and the TR50 in the following range: 0.63 - 1.00 mm.

THE SYSTEM COST

It is possible to deliver the DEKMETAL façade system in many materials and colours. All featured prices are approximate. The total price of the system depends upon the implemented sheet thickness, material, colour and ruggedness, as well as the overall complexity of a particular building.

25–37 €

per m² without VAT

Project price, including the window and pipe capping (window-sill – lining – lintel), upper-lower-vertical tinsmith finish on the supporting grid, connecting elements in the cladding.

Component prices on the next page.





PROFILE DIMENSIONS	TR 18 (mm)	TR 35 (mm)	TR 50 (mm)
Wave height	18	35	48
Axial distance between waves	137.5	207	262.5
Composite profile width	1,100	1,035	1,050
Total profile width	1,155	1,070	1,088
Maximum profile length ¹⁾	9,000	15,000	15,000
Minimum profile length	500	500	500
Standard material thickness ²⁾	0.5–0.63	0.5–1.00	0.63–1.25
Minimum roof pitch ³⁾	8°	8°	8°

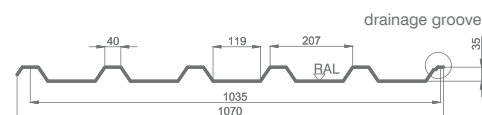
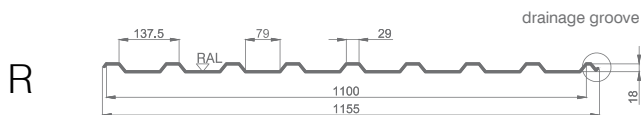
- 1) For freight transport by truck, it is possible to use lengths up to a maximum of 13.5 m. The recommended handling length is up to 6 m.
- 2) We offer some thicknesses only in selected colour shades, one must consult with the supplier.
- 3) Possible use for less inclined roofs, assuming additional measures - one must, however, consult with the manufacturer.

TR 18

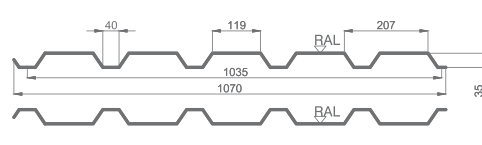
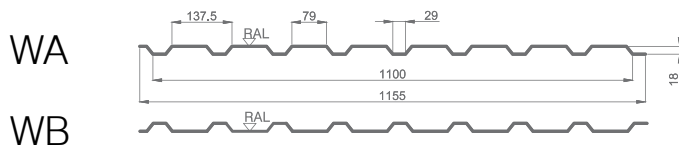
TR 35

Trapezoidal profile

Roof



Façade

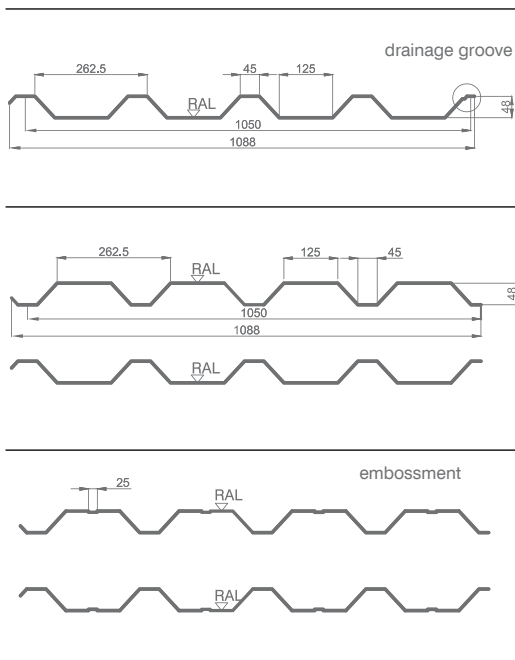


Embossed façade





TR 50



COMPONENT PRICES

ELEMENT		PRICE WITHOUT VAT (€/m ²)
Façade profile TR 18/137.5/1100	SP 25 GLOSS 0.50 mm	11
	SP 35 TEX 0.50 mm	12
	PU 50 MAX 0.50 mm	12
	SP 25 GLOSS 0.63 mm	13
Façade profile TR 35/207/1035	SP 25 GLOSS 0.50 mm	12
	SP 35 TEX 0.50 mm	13
	PU 50 MAX 0.50 mm	13
	SP 25 GLOSS 0.63 mm	13
	SP 25 GLOSS 0.75 mm	15
Façade profile TR 50/262.5/1050	SP 25 GLOSS 1.00 mm	18
	SP 25 GLOSS 0.63 mm	13
	SP 25 GLOSS 0.75 mm	15
Uni-directional grid DKM1A (DKM1B*)		5-9 (6-11)
		11-17
Bi-directional grid DKM2A		
Capping elements (windowsill, lining, lintel...)		Included in the price

*the DKM1B grid is designed for a vertical installing of the Façade profiles


FAÇADE
PROFILES

DEKPROFILE®

FOR
ARCHITECT

FOR AN UNMISTAKABLY UNIQUE APPEARANCE

FAÇADE PROFILES



DEKPROFILE® FOR ARCHITECTS is projected as a special design series of profiled visual elements, complementing the standard DEKPROFILE® TR and CR product lines. Using these profiles on the façade creates a remarkable aesthetic appearance.

Within the production capabilities of the DEKMETAL company, it is also possible to customize individual profile dimensions, according to the requirements of each building project, or to manufacture a special profile shape, according to requests voiced by an architect or investor. Painted elements are kept safe by a protective film during the production, transportation, and installation processes.

THE SYSTEM COSTS

33–58 €


per m² without VAT

Project price, including the window and pipe capping (window-sill – lining – lintel), upper-lower-vertical sheet metal finish on the supporting grid, connecting elements in the cladding.


Prices of grids including additional charges are the same as for DEKPROFILE® CR.



SEGA




CIMA




CANTO



VALLE



CLASSICO




CASA



MATERIALS, COLOURS, ATYPICAL DESIGNS

DEKMETAL

- basic and special materials
- colours, decors and imitation
- atypical shapes and perforation(s)
- ceilings



BASIC MATERIALS

DEKMETAL

A WIDE SELECTION OF OPTIONS



ORGANIC COATED SHEETS

Galvanized steel sheets furnished with an organic coating.

METAL COATING:

- Z275 g/m²
- ZM140 g/m²

ORGANIC COATING:

- Polyester SP 25 microns
- Polyester SP 35 microns textured surface
- Polyurethane with polyamide, PU 50 microns
- PVDF 25(35) microns, SDP 35(50) microns

TITANIUM ZINC SHEETS

An alloy of electrolytic zinc with additives of zinc and titanium. Surface finishes: natural shiny, pre-weathered blue-gray, and preweathered slate-gray.

ALUMINUM SHEETS

They are delivered as a pure aluminum, Al99.5 (EN AW 1050), or as an alloy, Al Mn0.5Mg0.5 (EN AW 3105) or Al Mn1.0Mg0.5 (EN AW 3005) most often with a surface finish in the form of organic coating, similarly to the steel sheets.

COPPER SHEETS

They are delivered with a purity of 99.9% as natural, or optionally, in their pre-weathered form.

SPECIAL MATERIALS

DEKMETAL

FOR UNIQUE LUXURY FAÇADES



CORTEN WEATHERING STEEL

Material with reduced carbon content, enriched by copper and phosphorus. Following its application, metal cladding of this specific material takes only about a month to acquire a characteristic, highly impressive natural-rust veneer. In recent years, architects have brought this type of surface finish to the forefront as high-demand material, in particular for its unmistakably unique design. The rough matt finish distinctly separates it from the appearance of other visual façade elements.



IMITATION: NON-FERROUS METALS, STONE AND WOOD

Imitation of various surfaces, wood and precious metals, on FeZn or possibly Al, is a solution to achieve an attractive look of natural material, which by its very nature requires regular maintenance (usually wood), is priced less accessibly in a given specification or, due to its specific (mostly mechanical) qualities, is perhaps not even suitable for applying directly on the façade. Imitation is usually made up of three layers of polyester lacquer at a thickness of 35-40 microns with high durability, which does not require any special maintenance.



STAINLESS STEEL (GLOSS, BRUSH, MIRROR) AND OTHERS

The material options of the DEKMETAL company are almost unlimited. You may use, for example, stainless steel of the glossy, cut, or mirror surface variation. Our technicians will be happy to advise you on the special material and surface, which is suitable for your façade.

COLOURS AND DECORS

DEKMETAL

COMMERCIALLY AVAILABLE STOCK




MATERIALS, COLOURS,
ATYPICAL DESIGNS

A basic and most used material for manufacturing the visual elements on DEKMETAL facades is galvanized sheet steel with an organic coating at a thickness of 1.00 mm. Visual elements are manufactured in the S280-320GD (ZM140) construction steel variation with a polyester finish of SP 25 microns, for metallic colours (9006 and 9007) then as SDP 35 microns with RC4 corrosion resistance. We routinely stock 12 basic colours and 2 wood decors in this specification.



COLOURS

PURE WHITE



RAL 9010 | SP 25

GREY WHITE



RAL 9002 | SP 25

LIGHT GREY



RAL 7035 | SP 25

WHITE ALUMINIUM
(METALLIC)



RAL 9006 | SDP 35

GREY ALUMINIUM
(METALLIC)



RAL 9007 | SDP 35

GRAPHITE GREY



RAL 7024 | SP 25

GRAPHITE GREY
(TEXTURED)



RAL 7024 | SP 35 TEX

ANTHRACITE GRAY



RAL 7016 | SP 25

JET BLACK



RAL 9005 | SP 25

JET BLACK (TEXTURED)



RAL 9005 | SP 35 TEX

FLAME RED



RAL 3000 | SP 25

GENTIAN BLUE



RAL 5010 | SP 25

DEKORY

ALDER BERNSTEIN



SP 35

BEIGE ALDER



SP 35

ATYPICAL SHAPES AND SPECIAL OPTIONS

DEKMETAL



The DEKMETAL facade system is characterized by its variability and adaptability. Every DEKMETAL facade is well prepared, tailored to fit the specifications of a given object.

Visual elements and the grid system are able to create special shapes, according to the requirements expressed by the architect, project planner, or investor.

You may use the following options:




ARCHES

Cassette visual elements or profiles shaped into an arc, with the option to stack them up into a circular ground plan of the building.

surcharge

9–13€

per m² without VAT



PERFORATION

Visible elements can be perforated. Perforations may represent a simple regular shape or create patterns.

surcharge

3–21€

per m² without VAT; the price depends on the density and type of perforation



SPECIAL CASSETTE SHAPE

The cassettes need not always have a rectangular or square shape. Their edges can be bevelled.

surcharge


From 9€

per piece without VAT; the price depends on the complexity of a particular cassette / lamella.

CEILINGS

DEKMETAL

The visible elements of the DEKMETAL façade system can be used not only as wall cladding for the vertical sides or flanks of a building, but they are also suitable as ceiling material for these buildings.



The grid for these applications (together with elements of the supporting structure) can be adapted to the desired technical and aesthetic parameters. Along with the variable visual elements it is possible to create a functional and effective ceiling.

As with the façade, individual elements can be adjusted to the desired dimensions and shapes. Thanks to the uniform appearance of the façade and ceiling, a compact architectural work without disturbing details shall come into existence.

RICH ASSORTMENT

For ceilings, you can use façade elements from the DEKCASSETTE®, DEKLAMELLA®, and DEKPROFILE® series in the same range of colours and materials as for the façades.

PRECISE DETAILS

Simple, compact, and aesthetic layout of the details, link-ups, and transitions not only from the façade to the ceiling, but also of the transfer fixtures, and so on.

TECHNICAL SUPPORT


DEKMETAL's comprehensive technical support is available without limits. Service engineering design, building alignment, layout plans, and solutions to technical details are commonplace even in the design and implementation of these types of ceilings.



SUPPORTING GRID

DEKMETAL

The supporting grid is an integral part of the DEKMETAL façade system. This grid is mounted on the supporting structure of the building and transfers the load not only from the visible elements and own grate construction, but also the effects of suction and wind pressure, to the actual structure of the building.



SUPPORTING
GRID


DEKMETAL



A SOLID
FOUNDATION
OF THE SYSTEM



- ① Supporting structure (airtight)
- ② Mounting bracket e.g. A160
- ③ ISOVER FASSIL (UNI) heat insulation
- ④ Z50 profile
- ⑤ DEKTEN film – supplementary waterproofing layer
- ⑥ OM80 colour coating profile
- ⑦ OM50 galvanized profile
- ⑧ DEKCASSETTE® IDEAL façade cassette



The supporting grid is an integral part of the DEKMETAL façade system. This grid is mounted on the supporting structure of the building and transfers the load not only from the visible elements and own grate construction, but also the effects of suction and wind pressure, to the actual structure of the building.

The grid itself is composed of point (piece) elements (consoles) and simple (galvanized or lacquered) linear elements (J, Z, and Omega profile shapes). Thanks to the rectification of the grid between its various components, it is possible to level out even basic inequalities of the substructure, to insulate the object while minimizing thermal bridges, and to create the required space in a ventilated façade system structure. This permanently ventilated gap contributes to improving the removal of diffusing water vapour from the interior and thus also improves indoor climate within the building.

The supporting grid can find application as a substructure for other cladding materials, such as large board materials of established trademarks e. g. Cetris, Cembrit, Fundermax, Alucobond, Reynobond, Alpolc, and further for wood cladding, whether based on classical deck board cladding or linear batten cladding with alternating joints.

The DEKMETAL grid system can be used for bonding stone cladding with maximum surface load across the track up to 100 kg/m² – an appropriate proposal for the grid must be consulted with DEKMETAL'S technical department.

A matter of course for our supporting grid system is its proper certification and a declaration of the static parameters of all elements. Physical testing, supported by numerical simulation, was carried out professionally in cooperation with the Faculty of Civil Engineering at the Czech Technical University (CTU) in Prague and its certified laboratory, the Experimental Centre. It was then assessed by independent accredited laboratories in Germany and confirmed by type approval of the DIBt (Deutschen Institut für Bautechnik).

SUPPORTING GRID


DEKMETAL

DKM1A

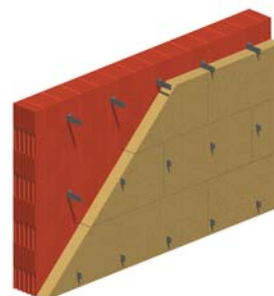
UNI-DIRECTIONAL VERTICAL GRID



1. THE SUPPORTING
STRUCTURE



2. L - CONSOLE INSTALLATION




3. APPLICATION OF HEAT INSULATION



4. FIXATION OF HEAT
INSULATION



5. APPLICATION OF PROTECTIVE
WATERPROOFING MEMBRANE



6. J - PROFILE FIXATION

On the supporting structure (building wall), one attaches the hanging L-panels, which will be mounted by the vertically oriented J50 and J80 profiles. These then form the structural basis for the visual elements of the DEKMETAL façade system while creating an air gap, which serves as ventilation of pervasive air humidity. In case of façade insulation, the inserted mineral wool is covered by an insurance waterproofing membrane.

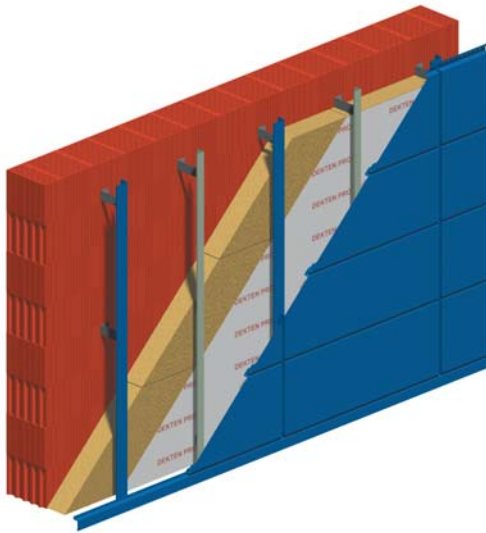
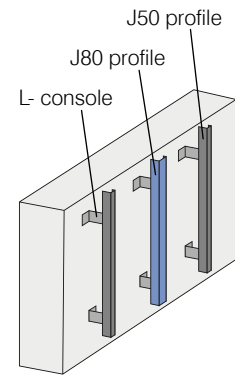
THE SYSTEM COST

5–9€

per m² without VAT

The project price includes:

- supporting L - consoles
- vertical J - profiles
- anchoring equipment
- connecting grid material



7. THE VISUAL ELEMENTS INSTALLATION



SUPPORTING GRID


DEKMETAL

DKM1B


UNI-DIRECTIONAL HORIZONTAL GRID



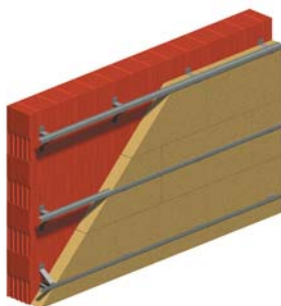
1. THE SUPPORTING
STRUCTURE



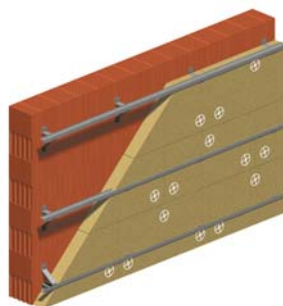
2. A - CONSOLE INSTALLATION




3. Z - PROFILE INSTALLATION



4. APPLICATION OF HEAT
INSULATION



5. FIXATION OF HEAT INSULATION



6. APPLICATION OF PROTECTIVE
WATERPROOFING MEMBRANE

On the supporting structure (building wall), one attaches the hanging A-panels, which will be mounted by the horizontally-oriented Z50 profiles. These then form the structural basis for the visual elements (corrugated and trapezoidal DEKPROFILES) of the DEKMETAL façade system while creating an air gap, which serves as ventilation of pervasive air humidity.

In case of façade insulation, the inserted mineral wool is covered by a protective waterproofing membrane.

DKM1B is used primarily when applying vertically oriented DEKMETAL façade elements.


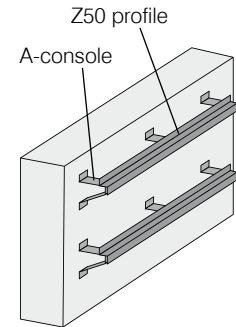
THE SYSTEM COST

6–11 €

per m² without VAT

The project price in-cludes:

- supporting A - consoles
- horizontal Z - profiles
- anchoring equipment
- connecting grid material



7. THE VISUAL ELEMENTS INSTALLATION



SUPPORTING GRID


DEKMETAL

DKM2A


BI-DIRECTIONAL GRID




1. THE SUPPORTING
STRUCTURE




2. A - CONSOLE INSTALLATION



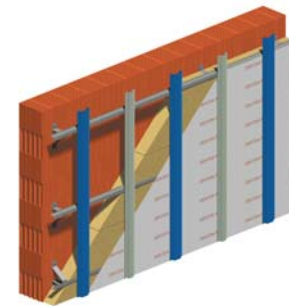
3. Z - PROFILE INSTALLATION



4. APPLICATION OF HEAT
INSULATION AND ITS FIXATION



5. APPLICATION OF PROTECTIVE
WATERPROOFING MEMBRANE

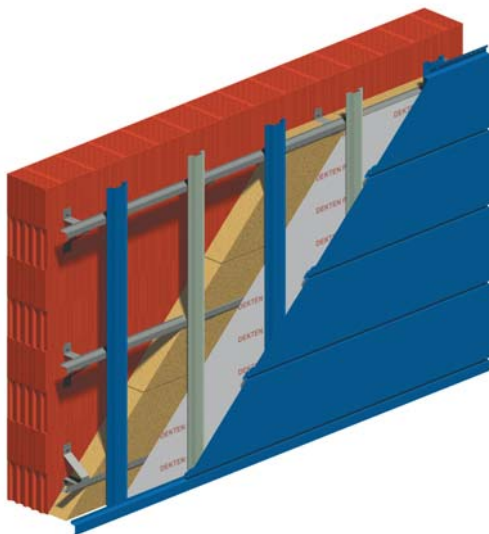


6. OM - PROFILE INSTALLATION

On the supporting structure (building wall), one attaches the hanging A-panels, which will be mounted by the horizontally oriented Z50 profiles. These horizontal profiles will create a vertical plane on the façade and allow to eliminate inequalities of the existing façade at a range of ± 15 mm. In case of necessity to compensate for greater inequalities, the U125 rectifying profile can be used.

The vertical Omega 50 and Omega 80 profiles form the structural basis for visual elements while creating an air gap, which serves as ventilation of pervasive moisture.

This variant of the Bi-directional grid has higher static load capacity and is suitable for high-rise buildings and also for façade cladding with a larger powershift of visual element (above 30 kg/m^2). It is also possible to replace vertical elements (Omega profiles) and thus increase the width of ventilated spaces, standard is 30 mm.



7. THE VISUAL ELEMENTS INSTALLATION


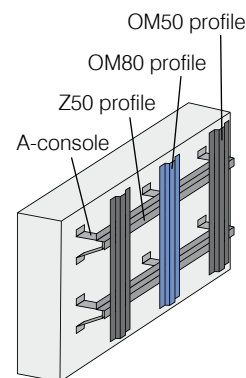
THE SYSTEM COST

11–17€

per m² without VAT

The project price includes:

- supporting A -panels
- horizontal Z - profiles
- anchoring equipment
- connecting grid material



SUPPORTING GRID

DEKMETAL

SPECIAL USE GRID

FOR OTHER FAÇADE SYSTEMS



The DEKMETAL supporting grid can be used also for other façade systems. It is particularly suitable for board materials or stone cladding. A necessary condition is maximum surface load of the entire track up to 100 kg/m².

DEKMETAL façade grid is commonly applied also to the wall C - cassette, but can be used even on the construction of a building clad with sandwich panels as part of its renovation.

The suitability of a particular grid, and possibly its design, must be consulted with DEKMETAL's technical department.

BOARD CLADDING MATERIALS

DEKMETAL grids are suitable for façade cladding, where cement-bonded particleboards (CETRIS) or fibre-cement panels (CEMBONIT) are used, or boards of the HPL type (FUNDERMAX, KRONOSPAN), etc.

WOOD AND PLASTIC CLADDING

Grids suitable for cladding based on wood or artificial wood.

STONE


Grids suitable for natural or artificial stone cladding with the use of FERMACELL boards.

THE SYSTEM COST

ELEMENT	PRICE WITHOUT VAT (€/m ²)
Grid for mounting the C-cassette	5–13
Grid as underlay for FERMACELL stone cladding	19–23
DKM1A grids for board systems (FUNDERMAX, CETRIS...)	11–15
DKM2A grids for board systems (FUNDERMAX, CETRIS...)	15–19

EXAMPLE OF A DEKMETAL GRID COMPOSITION SUPPORTING BRICK SLIP OR STONE FACED CLADDING

- ① Hanging A160 console
- ② ISOVER FASSIL160 mm heat insulation
- ③ Z50 profile
- ④ DEKTEN PRO PLUS film - supplementary waterproofing layer.
- ⑤ OM80 galvanized profile
- ⑥ OM50 galvanized profile
- ⑦ FERMACELL Powerpanel H₂O - fibre-cement panel
- ⑧ Fermacell Powerpanel 3.9×40 mm screws
- ⑨ Quick-mix QG binder bridge
- ⑩ Quick-mix DEK-RKS construction adhesive
- ⑪ Quick-mix FMX grout mortar
- ⑫ CRH FB Carmine WDF brick slip



SUPPORTING GRID

DEKMETAL

ELEMENTS OF THE FAÇADE GRID

Z PROFILE



OM PROFILE



J PROFILE



L CONSOLE



A CONSOLE



GRID ELEMENTS ON THE DEKMETAL FACADE SYSTEM

J PROFILE	PRICE WITHOUT VAT (€/lm)	L KONZOLA	PRICE WITHOUT VAT (€/piece)	A KONZOLA	PRICE WITHOUT VAT (€/piece)
50	2.50	60	0.50	60	1.10
80*	2.80	80	0.60	80	1.30
50 RAL stand.*	3.20	100	0.65	100	1.30
80 RAL stand.*	3.70	120	0.70	120	1.50
		140	0.75	140	1.60
		160	0.80	160	1.80
		180	0.90	180	1.80
		200	1	200	1.90
OM PROFILE	CENA BEZ DPH (€/lm)	Z PROFILE	PRICE WITHOUT VAT (€/lm)		
50/30	4	50	2.50		
80/30*	4.20	65	2.60		
50/30 RAL*	5.10				
80/30 RAL*	5.50				
50/40*	4.40				
80/40*	4.90				
50/40 RAL*	5.70				
80/40 RAL*	6.50				

SUPPLEMENTARY GRID ELEMENTS FOR OTHER SYSTEMS (CETRIS, CEMBRIT, FUNDERMAX...)

J PROFILE	PRICE WITHOUT VAT (€/lm)	OM PROFILE	PRICE WITHOUT VAT (€/lm)	Z PROFILE	PRICE WITHOUT VAT (€/lm)
J30*	2	OM30/30*	3.80	Z30 (38x30x38)*	2.30
J40*	2.20	OM40/30*	3.85	Z40 (36x40x36)*	2.35
J55*	2.40	OM70/30*	4.10		
J70*	2.60	OM110/30*	4.90		
J75*	2.80	OM150/30*	5.70		
J55 RAL stand.*	3.30	OM70/30 RAL stand.*	6.20		
J75 RAL stand.*	3.60	OM110/30 RAL stand.*	7.30		
		OM150/30 RAL stand.*	7.50		
		OM110/40 RAL stand.*	7.50		
		OM150/40 RAL stand.*	7.80		

* made to order

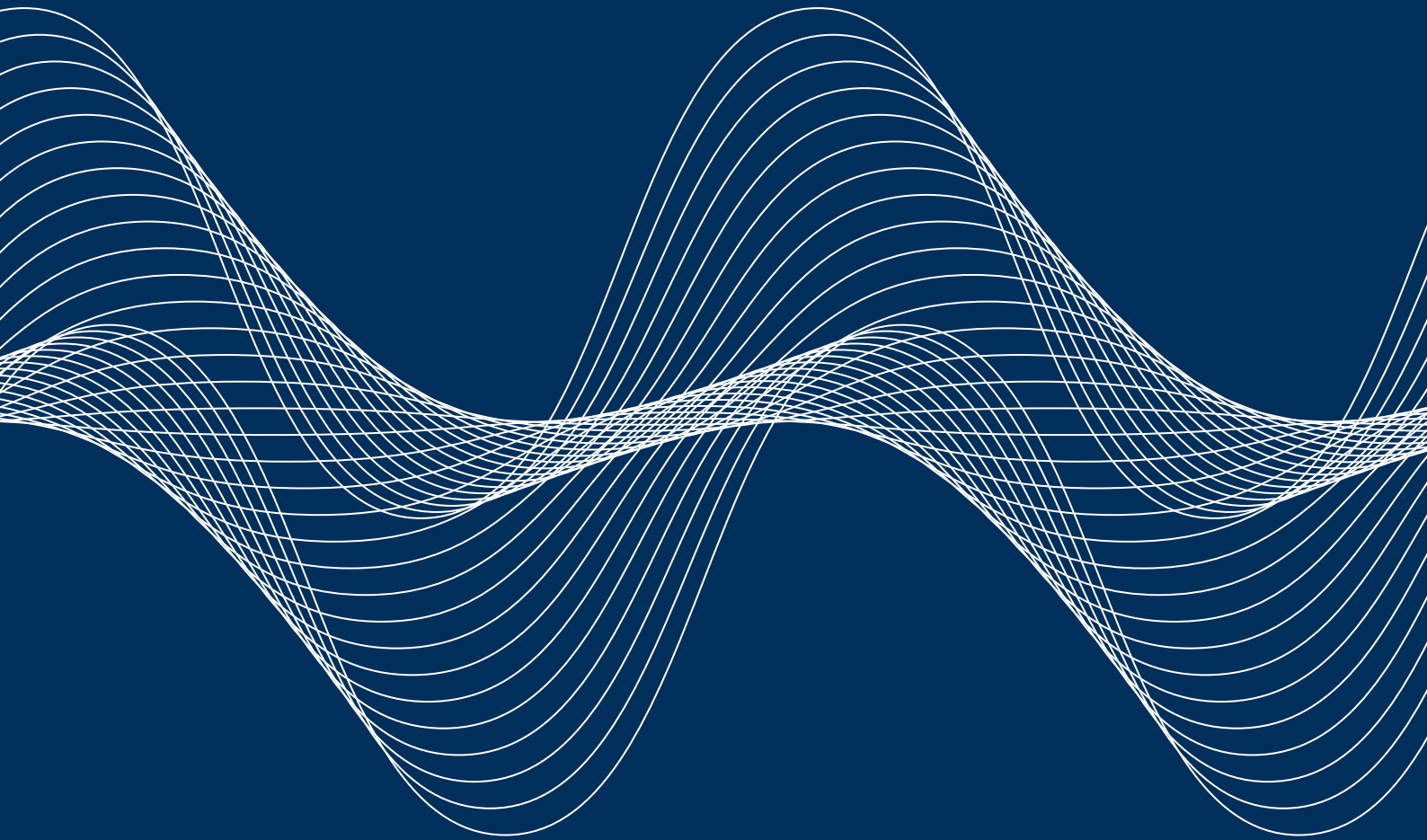
All linear profiles are delivered at a standard length of 3.05m. After consultation with the manufacturer, it is possible to deliver other atypical sizes and lengths for façade elements.

CERTIFICATES, CONTACTS

DEKMETAL

The DEKMETAL company holds all necessary certificates, including ISO 9001, and actively participates in the development of standards within the construction sector.

All certificates are available for free via the following website: www.dekmetal.com.
Examples of selected certificates can be found on the following pages.



DOP DEKCASSETTE® IDEAL

DEKMETAL® WWW.DEKMETAL.COM

DECLARATION ON THE PROPERTIES OF CONSTRUCTION MATERIALS No. 2015/023

in accordance with the Regulation of the European Parliament, and the Council of the EU No. 305/2011 of 9th March 2011, which lays down the harmonized conditions for the sale of construction products and materials on the market.

1. The unique identification code of the product type:
DKM-CPR-2016/023

2. Type, batch or serial number, or any other distinguishing feature enabling identification of the construction product:
DEKCASSETTE IDEAL

3. Intended use of the construction product is in accordance with the relevant harmonized technical specification:
self supporting cassettes for claddings installed on supporting grids or supporting structures of civil, office and industrial buildings

For more information on how to use this product, please see: www.dekmetal.com

4. Name, company or registered trade mark and contact address of the manufacturer:
DEKMETAL s.r.o.
Tiskařská 10/257
108 28 Praha 10, ČR

6. The system, or systems, for the assessment and verification of the constancy of performance of this construction
System 3

7. For the purpose of reporting on the properties of a construction product which is covered by the harmonised standards:

The manufacturer has performed the initial tests on the product type, reaction to fire tests carried out by the notified subject number. 0679, CSTB, 84 AVENUE JEAN JAURES, 77447 MARNE-LA-VALLEE CEDEX 2, FRANCE a SNAS 041/S-159, FİRES s.r.o., Osloboditelov 282, 059 35 Batzovce, Slovak Republic as well as operating a system of production management.

9. Product Properties given in the Declaration:

Basic Characteristics	Properties	Harmonised Technical Specifications:
Water Resistance	Complies with Specifications	EN 14782
Dimensional Changes (steel)	12x10 ⁻⁶ K ⁻¹	
Release of Dangerous Materials	Does not Contain Dangerous Materials	
Reaction to Fire	A1	
Durability – material + metallic layer	DX51D+Z275, S250GD+Z275, S280GD+Z275, S320GD+Z275	
Durability – organic layer	Side 1: SP25µm, SP35µm, PU50µm / Side 2: SP25µm, SP7µm	
Durability - Thickness	0.50mm; 0.63mm; 0.75mm; 0.88mm; 1.00mm; 1.20mm	

10. The properties of the product are specified in points No. 1 and 2, and are in compliance with the specifications given in point No. 9. This declaration on the properties of the construction product is issued under the sole responsibility of the manufacturer referred to in paragraph No. 4. Signed for, and on behalf, of the manufacturer:

 **DEKMETAL**
DEKMETAL s.r.o.
Tiskařská 10/257
108 00 Praha 10
DIČ: CZ2896000797


Ing. Jiří Bracháček
Executive director

Prague - 01-10-2015

DEKMETAL S.R.O. | DRISY 286, 277 14 DRISY, TEL.: +420 326 971 775, 731 421 968, FAX: +420 326 972 242
SPOLEČNOSTI: ZAPISANÁ 02. 01. 2007 V OBCHODNÍM REJSTŘÍKU VEŘEJNÉHO MĚSTSKÉHO SOUDU V PRAZE, ODOL. C. VLOŽKA 1039/4 | SÍDLO SPOLEČNOSTI: TISKAŘSKÁ 10/257, 108 00 PRAHA 10 | IČO: 2764281, DIČ: CZ 289600797 | KB PRAHA 9, Č.Ú. 35-7900442267/0100

DOP DEKLAMELLA® IDEAL

DEKMETAL® WWW.DEKMETAL.COM

DECLARATION ON THE PROPERTIES OF CONSTRUCTION MATERIALS No. 2015/028

in accordance with the Regulation of the European Parliament, and the Council of the EU No. 305/2011 of 9th March 2011, which lays down the harmonized conditions for the sale of construction products and materials on the market.

1. The unique identification code of the product type:
DKM-CPR-2016/028

2. Type, batch or serial number, or any other distinguishing feature enabling identification of the construction product:
DEKLAMELLA IDEAL

3. Intended use of the construction product is in accordance with the relevant harmonized technical specification:
self supporting cassettes for claddings installed on supporting grids or supporting structures of civil, office and industrial buildings

For more information on how to use this product, please see: www.dekmetal.com

4. Name, company or registered trade mark and contact address of the manufacturer:
DEKMETAL s.r.o.
Tiskařská 10/257
108 28 Praha 10, ČR

6. The system, or systems, for the assessment and verification of the constancy of performance of this construction
System 3

7. For the purpose of reporting on the properties of a construction product which is covered by the harmonised standards:

The manufacturer has performed the initial tests on the product type, reaction to fire tests carried out by the notified subject number. 0679, CSTB, 84 AVENUE JEAN JAURES, 77447 MARNE-LA-VALLEE CEDEX 2, FRANCE a SNAS 041/S-159, FİRES s.r.o., Osloboditelov 282, 059 35 Batzovce, Slovak Republic as well as operating a system of production management.

9. Product Properties given in the Declaration:

Basic Characteristics	Properties	Harmonised Technical Specifications:
Water Resistance	Complies with Specifications	EN 14782
Dimensional Changes (steel)	12x10 ⁻⁶ K ⁻¹	
Release of Dangerous Materials	Does not Contain Dangerous Materials	
Reaction to Fire	A1	
Durability – material + metallic layer	DX51D+Z275, S250GD+Z275, S280GD+Z275, S320GD+Z275	
Durability – organic layer	Side 1: SP25µm, SP35µm, PU50µm / Side 2: SP25µm, SP7µm	
Durability - Thickness	0.50mm; 0.63mm; 0.75mm; 0.88mm; 1.00mm; 1.20mm	

10. The properties of the product are specified in points No. 1 and 2, and are in compliance with the specifications given in point No. 9. This declaration on the properties of the construction product is issued under the sole responsibility of the manufacturer referred to in paragraph No. 4. Signed for, and on behalf, of the manufacturer:

 **DEKMETAL**
DEKMETAL s.r.o.
Tiskařská 10/257
108 00 Praha 10
DIČ: CZ2896000797


Ing. Jiří Bracháček
Executive director

Prague - 01-05-2016

DEKMETAL S.R.O. | DRISY 286, 277 14 DRISY, TEL.: +420 326 971 775, 731 421 968, FAX: +420 326 972 242
SPOLEČNOSTI: ZAPISANÁ 02. 01. 2007 V OBCHODNÍM REJSTŘÍKU VEŘEJNÉHO MĚSTSKÉHO SOUDU V PRAZE, ODOL. C. VLOŽKA 1039/4 | SÍDLO SPOLEČNOSTI: TISKAŘSKÁ 10/257, 108 00 PRAHA 10 | IČO: 2764281, DIČ: CZ 289600797 | KB PRAHA 9, Č.Ú. 35-7900442267/0100


QUALITY CERTIFICATION ISO 9001:2008



CERTIFICATE OF CONFORMITY OF PRODUCTION FOR THE GRID SYSTEM (EN 1090)



FIRE RESISTANCE CLASSIFICATION REPORT

	PAVUS, a.s. AUTHORIZED BODY 216 NOTIFIED BODY 1391 ACCREDITED CERTIFICATION BODY FOR PRODUCT CERTIFICATION No. 3041	Branch: FIRE TESTING LABORATORY VESELI NAD LUŽNICÍ Cvič. J. Hyšelské 879 391 81 Veselí nad Lužnicí
	Registered office: Prosecká 412/74, 190 00 Praha 9 – Prošek Phone: 266 019 587 Fax: 266 019 590 E-mail: mail@pavus.cz, http://www.pavus.cz	Phone: 381 477 418 Fax: 381 477 419 E-mail: veseli@pavus.cz

FIRE RESISTANCE CLASSIFICATION REPORT

Subject of classification: *Non-loadbearing walls with a fire separating function according to ČSN EN 13501-2+A1:2010, Cl. 7.5.2*

Identification number: PK2-06-16-001-E-0

Name and type of element: *Non-loadbearing external wall DEKMETAL*

Sponsor:

DEKPROJEKT s.r.o.
Tiskářská 10/257
108 00 Praha 10
Czech Republic

DEKMETAL s.r.o.
Tiskářská 10/257
108 00 Praha 10
Czech Republic

Issuing organization:

PAVUS, a.s.
Authorized body 216
Notified body 1391
Accredited certification body for product certification No. 3041
– accreditation issued by Czech Accreditation Institute, o. p. s.,
– Certificate of accreditation No. S25/2015
Prosecká 412/74
190 00 PRAHA 9
Order No. Z210160054 (Z210150218)


Date of issue: 2016-01-20

Number of copies: 4

Copy number: 1

Pages in total: 5

DIBT – APPROVAL

	Deutsches Institut für Bautechnik
	Zulassungsstelle für Bauprodukte und Bauarten Bautechnisches Prüfamt Eine vom Bund und den Ländern gemeinsam getragene Anstalt des öffentlichen Rechts Mitglied der EOTA, der UEAtc und der WFTAO


Datum: Geschäftszeichen:
 | 31-1.14.1-58/14

Zulassungsnummer:
Z-14.1-785

Antragsteller:
DEKMETAL s.r.o.
 Tiskářská 10/257
 108 00 PRAHA 10
 TSCHHECHISCHE REPUBLIK

Zulassungsgegenstand:
Traggestell DEKMETAL

Der oben genannte Zulassungsgegenstand wird hiermit allgemein bauaufsichtlich zugelassen.
 Diese allgemeine bauaufsichtliche Zulassung umfasst fünf Seiten und zehn Anlagen.



DIBt | Kolonnenstraße 30 B | D-10829 Berlin | Tel.: +49 30 78730-0 | Fax: +49 30 78730-320 | E-Mail: dibt@dibt.de | www.dibt.de

CE LABEL



13

DEKMETAL s.r.o.
Tiskařská 10/257
108 28 Praha 10, ČR

Identification code:DKM-CPR-2015/023

DoP No.2015/023

is available on www.dekmetal.cz

EN 14782:2006

Self-supported cassettes for the wall cladding
fastened to the grid systems or
to the supportive structures of objects

DEKCASSETTE IDEAL

Durability

S320GD+ZM140MB

Side 1:SP25

Side 2:SP7

Thickness:1mm

Dimensional changes: $12 \times 10^{-6} K^{-1}$

Waterproof: complies

Release of dangerous substances: does not contain

Reaction to fire: class A1

GENERAL PROVISIONS AND ADDITIONAL INFORMATION:

DEKMETAL





- Though it contains the prices of individual products, compositions, and services, this catalogue does not serve as a fixed price list.
- Prices listed in the catalogue are projections, meant to be used as a quick framework of reference for customers, project planners, architects, and investors. They are nonbinding and legally unenforceable.
- Featured prices do not act as a substitute for official offers, purchase contracts, or order confirmation.
- All listed prices or possible printing errors are subject to change without notice. For up-to-date information about pricing, please contact our sales representatives, who will prepare an offer for a specific project, accompanied by the appropriate planning documentation.
- Any business proposals are processed by DEKMETAL'S sales representatives free of charge.
- All prices listed in the catalogue are given without the VAT.
- General terms and conditions of sale (GTCS) can be found here: <https://dekmetal.com/data/business-documents/terms-and-conditions.pdf>
- Certificates are shown only as a preview of the cover page of each certificate. Any information shown in these previews is to be used for informational purposes only and shall not, without the explicit consent of DEKMETAL Ltd., be published in any way. All certificates can be distributed only as a non-heritable whole and are available on request from the manufacturer.

All certificates and documents can be downloaded here:
<https://dekmetal.com/documents-to-download>



CONTACTS

DEKMETAL



A detailed breakdown of individual regions and contact information to our sales managers can be found on the company website within the Contacts section.

For any requests please do not hesitate to contact us. We will be happy to oblige.



www.dekmetal.com

COMPANY HEADQUARTERS:

DEKMETAL Ltd.
Tiskařská 10/257
108 00 Praha 10
Česká republika

tel.: +420 326 971 775
e-mail: info@dekmetal.cz

PRODUCTION AREA:

DEKMETAL Ltd.
Dřísy 286
277 14 Dřísy
Česká republika

COMMERCIAL AND TECHNICAL OFFICES:

BOHEMIA
cechy@dekmetal.cz

GERMANY
info@dekmetal.de

MORAVIA
morava@dekmetal.cz

POLAND
info@dekmetal.pl

SLOVAKIA
slovensko@dekmetal.sk

contact person:

www.dekmetal.com

© DEKMETAL Ltd. 2017