

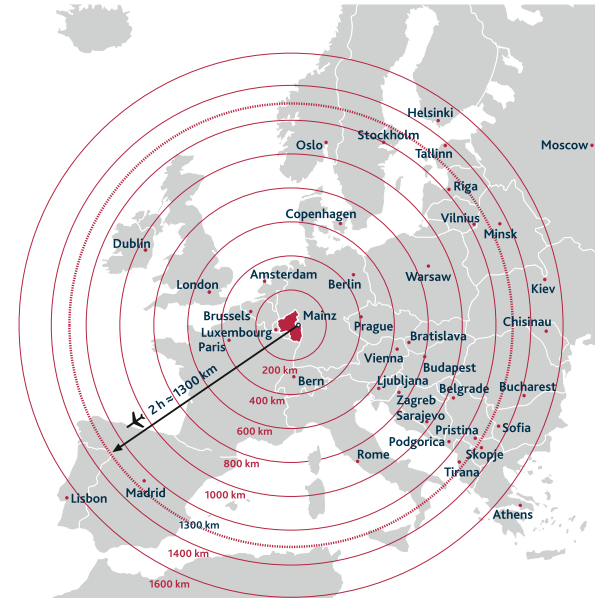


Rheinland-Pfalz

# FACTS AND FIGURES



# LOCATION OF RHINELAND-PALATINATE IN EUROPE



**Distances\* from Mainz, capital of the German State of  
Rhineland-Palatinate, to:**

	in kilometers		in kilometers
Amsterdam	434	Madrid	1,819
Athens	2,470	Oslo	1,334
Berlin	576	Paris	535
Berne	426	Prague	550
Brussels	376	Riga	1,755
Bucharest	1,826	Rome	1,239
Budapest	999	Sarajevo	1,330
Copenhagen	847	Sofia	1,759
Dublin	1,353	Stockholm	1,492
Helsinki	2,148	Tallinn	2,061
Istanbul	2,318	Vienna	750
Lisbon	2,279	Vilnius	1,550
London	750	Warsaw	1,102
Luxembourg	212	Zagreb	932

\* Distance by car

Source: [www.dieentfernung.de](http://www.dieentfernung.de)

## LOCATION OF RHINELAND-PALATINATE IN GERMANY



## RHINELAND-PALATINATE AT A GLANCE

Rhineland-Palatinate compared to the Federal States (2015)

State	Population in 1,000	Population % of Germany	Area in 1,000 km	Population per km <sup>2</sup>
Baden-Württemberg	10,880	13.2	35.8	304
Bavaria	12,844	15.6	70.6	182
Berlin	3,520	4.3	0.9	3,911
Brandenburg	2,485	3.0	29.5	84
Bremen	671	0.8	0.4	1,678
Hamburg	1,787	2.2	0.8	2,234
Hesse	6,176	7.5	21.1	293
Mecklenburg-West Pomerania	1,612	2.0	23.2	69
Lower Saxony	7,927	9.6	47.6	167
North Rhine-Westphalia	17,866	21.7	34.1	524
<b>Rhineland-Palatinate</b>	<b>4,053</b>	<b>4.9</b>	<b>19.9</b>	<b>204</b>
Saarland	996	1.2	2.6	383
Saxony	4,085	5.0	18.4	222
Saxony-Anhalt	2,245	2.7	20.5	110
Schleswig-Holstein	2,859	3.5	15.8	181
Thuringia	2,171	3	16.2	134
Germany	82,175	100	357.3	230

Source: Federal Statistical Office Germany, 2016

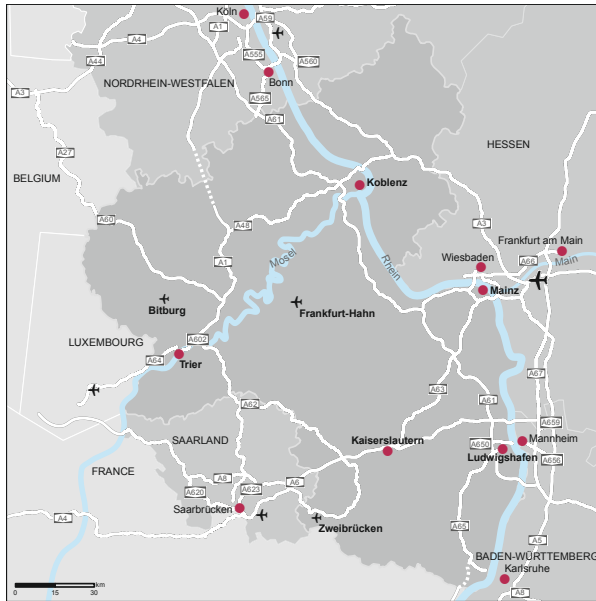
Cities in Rhineland-Palatinate with a population of 30,000 or more (2015)

City	Number
Mainz	209,779
Ludwigshafen	164,718
Koblenz	112,586
Trier	114,914
Kaiserslautern	98,520
Worms	82,102
Neuwied	64,340
Neustadt a.d.W.	52,999
Speyer	50,284
Bad Kreuznach	49,406
Frankenthal/Pf.	48,363
Landau i.d.Pf.	45,362
Pirmasens	40,125
Zweibrücken	34,260

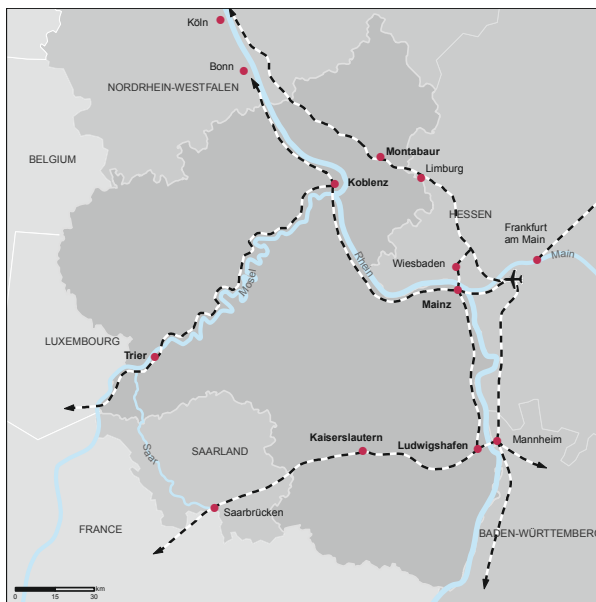
Source: State Statistical Office Rhineland-Palatinate, 2016

# TRANSPORTATION INFRASTRUCTURE

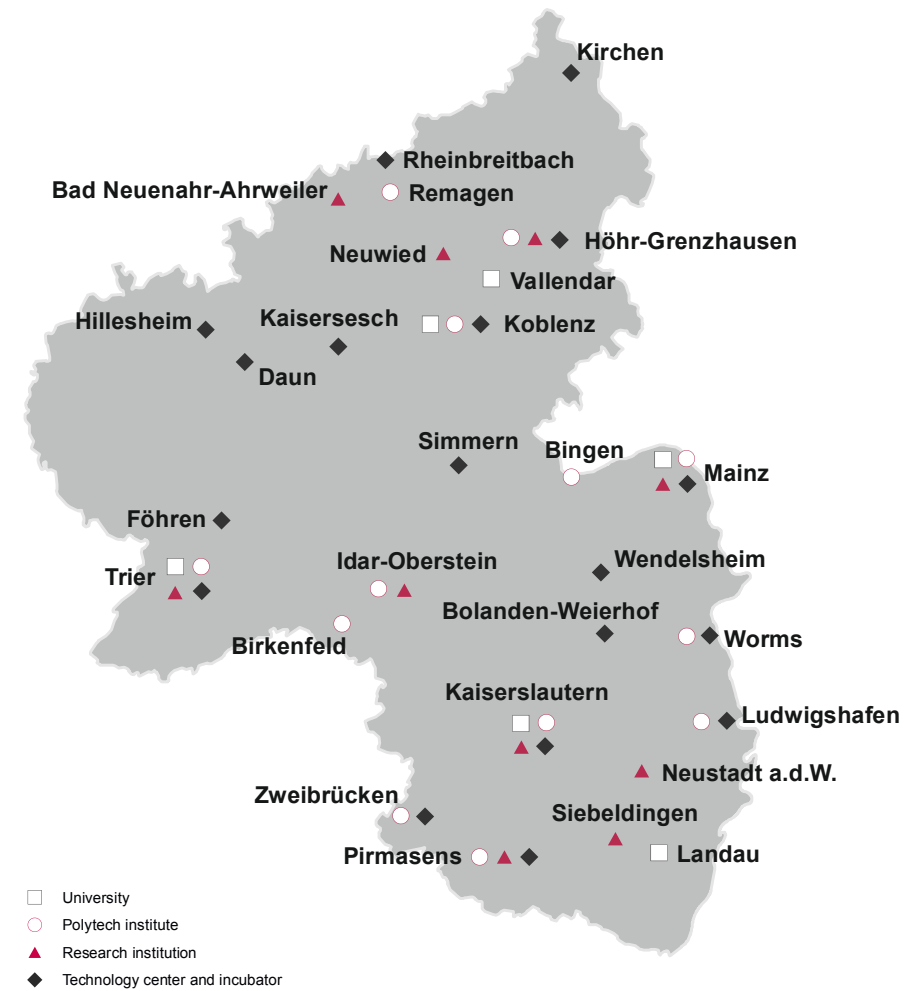
## Highways and airports



## Waterways and high-speed train network



# RESEARCH AND TECHNOLOGY



### Level ranking\* 2012, by Federal States (except city states)

State	scores
Bavaria	65.8
Baden-Württemberg	62.2
Hesse	58.4
Rhineland-Palatinate	54.4
Lower Saxony	51.2
Schleswig-Holstein	50.6
North Rhine-Westphalia	50.3
Saarland	48.7
Saxony	46.2
Thuringia	46.0
Brandenburg	44.0
Mecklenburg-West Pomerania	38.9
Saxony-Anhalt	38.6

\* Evaluation of the absolute economic power according to economic and social structure, labor market, wealth and quality of location.

Source: Wirtschaftswoche, 2013 (latest evaluation)

### Disposable income per capita, 2014

State	Germany = 100
Hamburg	111.7
Bavaria	109.3
Baden-Württemberg	108.3
Rhineland-Palatinate	103.1
Hesse	102.3
Schleswig-Holstein	102.0
North Rhine-Westphalia	100.4
Lower Saxony	95.5
Bremen	95.0
Saarland	94.6
Berlin	88.1
Brandenburg	88.1
Saxony	86.0
Thuringia	84.9
Saxony-Anhalt	84.0
Mecklenburg-West Pomerania	82.8

Source: The Regional Accounts (VGRdL), 2016

### Economic structure in manufacturing sector of the Federal States, 2015 share of gross value added in current prices in %

State	in %
Baden-Württemberg	40
Saarland	36
Bavaria	34
Rhineland-Palatinate	33
Thuringia	33
Saxony-Anhalt	33
Lower Saxony	32
Saxony	31
Germany	31
Brandenburg	28
North Rhine-Westphalia	28
Bremen	27
Hesse	25
Schleswig-Holstein	24
Mecklenburg-West Pomerania	22
Hamburg	17
Berlin	16

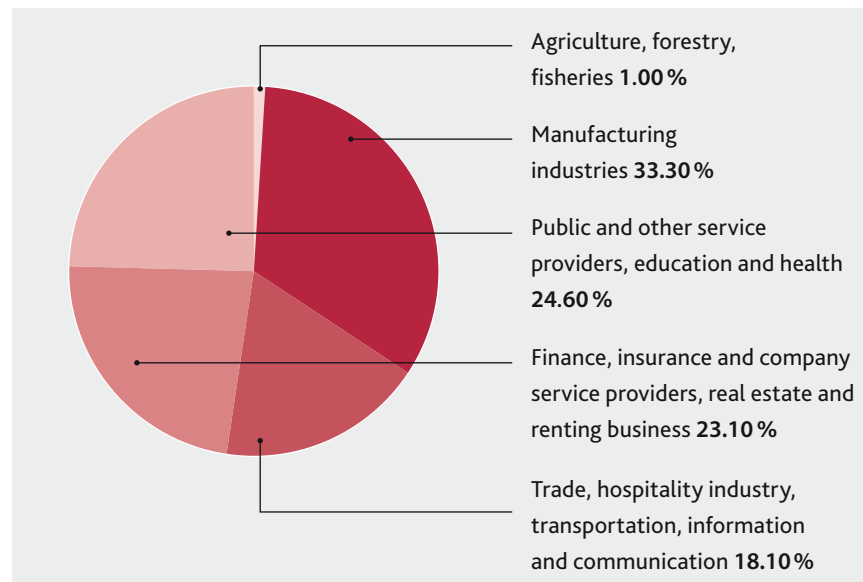
Source: The Regional Accounts (VGRdL), 2016

### Innovation Index for the Federal States (except city states, 2014)

State	value from 0 to 100
Baden-Württemberg	71
Bavaria	57
Hesse	53
North Rhine-Westphalia	45
Rhineland-Palatinate	44
Lower Saxony	43
Thuringia	41
Saxony	41
Schleswig-Holstein	39
Saarland	37
Mecklenburg-West Pomerania	36
Brandenburg	35
Saxony-Anhalt	30

Source: State Statistical Office Baden-Württemberg, 2015

**Share of gross value added, by economic sectors in Rhineland-Palatinate 2015 (percentage)**



Source: State Statistical Office Rhineland-Palatinate, 2016

**Share of gross value added, by economic sectors in Rhineland-Palatinate 2015 (absolute)**

Sector	in EUR million
Agriculture, forestry, fisheries	1,189
Manufacturing industries	39,489
Trade, hospitality industry, transportation, information and communication	21,506
Finance, insurance and company service providers, real estate and renting business	27,386
Public and other service providers, education and health	29,159
<b>total</b>	<b>118,729</b>

Source: State Statistical Office Rhineland-Palatinate, 2016

**Ten largest sectors of manufacturing industries, by sales 2015 for companies with 20 and more employees**

Sector	in EUR million
Chemicals and pharmaceuticals	32,038
Automotive	13,430
Metal production, metal products	9,137
Mechanical engineering	8,300
Food and beverages	7,224
Rubber and plastic products	5,371
Paper, publishing and printing	3,398
Glass, ceramics, and mineral processing	3,346
Office and EDP equipment, optics	2,777
Furniture and other goods	1,406

Source: State Statistical Office Rhineland-Palatinate, 2016

**Ten largest sectors of manufacturing industries, by employment 2015 for companies with 20 and more employees**

Sector	Number
Chemicals and pharmaceuticals	59,649
Mechanical engineering	38,912
Metal production, metal products	37,658
Automotive	29,293
Rubber and plastic products	24,525
Food and beverages	23,933
Glass, ceramics, and mineral processing	16,249
Office and EDP equipment, optics	15,735
Paper, publishing and printing	12,372
Furniture and other goods	8,388

Source: State Statistical Office Rhineland-Palatinate, 2016

## Export ratios of the Federal States 2015

(except city states; companies with more than 50 employees)

State	in %
Baden-Württemberg	58.4
<b>Rhineland-Palatinate</b>	<b>56.0</b>
Bavaria	53.9
Hesse	51.1
Saarland	49.7
Germany	49.4
Lower Saxony	47.6
North Rhine-Westfalia	45.5
Schleswig-Holstein	40.2
Saxony	40.0
Mecklenburg-West Pomerania	35.9
Thuringia	32.9
Brandenburg	32.3
Saxony-Anhalt	29.1

Source: Federal Statistical Office Germany, 2016

## Largest employers in Rhineland-Palatinate

Company	Location
BASF AG	Ludwigshafen
Boehringer Ingelheim GmbH	Ingelheim
Schott Glas	Mainz
KSB AG	Frankenthal
Daimler AG (Mercedes Benz Werk)	Wörth
HORNBAACH Holding AG	Neustadt
Keiper Recaro Group	Kaiserslautern
United Internet AG	Montabaur
Wirtgen GmbH	Windhagen
RENOLIT AG	Worms
Lohmann GmbH & Co. KG	Neuwied
WIV Wein International AG	Burg Layen
Klöckner Pentaplast GmbH & Co. KG	Montabaur
Opel Motoren Kaiserslautern GmbH	Kaiserslautern
STABILUS GmbH	Koblenz

Source: Own Research (Date: 2014)

## Top 12 industrial exports 2015

Product classification/sub-classification	in EUR million
Commercial and special purpose vehicles	5,746.3
Pharmaceutical products	5,605.4
Chemical raw materials	3,186.3
Plastics	3,045.2
Chemical end products	2,821.7
Chassis, car bodies, parts and components for automobiles	2,173.6
Plastic products	1,979.8
Machinery, n.o.s.	1,910.3
Machinery for mining and construction and construction material machinery	1,815.1
Iron, metal sheets and metalware	1,544.0
Basic pharmaceutical products	1,482.5
Sheets from iron or metal	1,000.3

Source: State Statistical Office Rhineland-Palatinate, 2015

## Top 12 industrial imports 2015

Product classification/sub-classification	in EUR million
Chemical raw materials	1,870.0
Pharmaceutical products	1,745.8
Chassis, car bodies, parts and components for automobiles	1,550.7
Basic pharmaceutical products	1,308.0
Mineral oil products	1,221.7
Plastics	1,217.8
Caoutchouc goods	1,137.8
Commercial and special purpose vehicles	1,107.8
Chemical end products	1,072.6
Process measuring and control products	922.9
Machinery, n.o.s.	921.4
Plastic products	850.7

Source: State Statistical Office Rhineland-Palatinate, 2015

---

## CONTACT INFORMATION

**For all questions regarding sites and locations, contact:**

Investment and Economic Development Bank  
of the State of Rhineland-Palatinate  
(Investitions- und Strukturbank Rheinland-Pfalz (ISB))

Holzhofstraße 4  
55116 Mainz, Germany  
Phone: +49 6131 6172-1202  
Fax: +49 6131 6172-1299  
[www.isb.rlp.de](http://www.isb.rlp.de)

Ministry of Economic Affairs, Transport, Agriculture  
and Viniculture of the State of Rhineland-Palatinate  
(Ministerium für Wirtschaft, Verkehr, Landwirtschaft  
und Weinbau Rheinland-Pfalz (MWVLW))

Stiftsstraße 9  
55116 Mainz, Germany  
Phone: +49 6131 16-5218  
Fax: +49 6131 16-175218  
[www.mwvlw.rlp.de](http://www.mwvlw.rlp.de)

**For additional information, please check:**





**ISB** | Investment and Economic  
Development Bank of  
Rheinland-Pfalz



**Rheinland-Pfalz**

MINISTRY OF  
ECONOMIC AFFAIRS,  
TRANSPORT, AGRICULTURE  
AND VINICULTURE

Holzhofstraße 4  
55116 Mainz, Germany

Phone +49 6131 6172-1202  
Telefax +49 6131 6172-1299  
[isb-marketing@isb.rlp.de](mailto:isb-marketing@isb.rlp.de)  
[www.isb.rlp.de](http://www.isb.rlp.de)  
[www.locationfinder.rlp.de](http://www.locationfinder.rlp.de)

Stiftsstraße 9  
55116 Mainz, Germany

[info@mwwlw.rlp.de](mailto:info@mwwlw.rlp.de)  
[www.mwwlw.rlp.de](http://www.mwwlw.rlp.de)