


unicef 
UNITED STATES FUND
children first.

END TRAFFICKING



Fair Trade Event Kit

January 2016



Contents

INTRODUCTION	3
FAIR TRADE EVENT MATERIALS	4
FAIR TRADE RECIPES	10
TOPICS FOR DISCUSSION	11
FAIR TRADE ACTIVITY: SLAVERY FOOTPRINT	12
CHOOSING FAIR TRADE TO END HUMAN TRAFFICKING	14
SUGGESTED VIDEOS AND ARTICLES	17

Introduction

Congratulations! You've decided to host a Fair Trade Event.* You are not only raising awareness about the issue, but also starting an important conversation.

WHY BUY FAIR TRADE?

Fair Trade Certification ensures that no child labor or forced labor was used in the production of goods.

HOW TO LOOK FOR FAIR TRADE PRODUCTS

Keep an eye out for products with these labels.



EXAMPLES OF FAIR TRADE PRODUCTS:

- **Coffee:** Starbucks Coffee Company – Fair Trade Certified Italian Roast
- **Dessert:** Ben & Jerry's Ice Cream – Almost all flavors are made with Fair Trade ingredients
- **Spirits:** Fair Spirits — fairspirits.com

For more examples of Fair Trade products check out: Fairtradeusa.org/products-partners

READY TO GET STARTED?

This kit is designed to give you all the tools you'll need to host any number of cool Fair Trade events, including but by no means limited to ...

- **Fair Trade breakfast, lunch, dinner or potluck:** Invite your friends, family or colleagues over for Fair Trade food, activities and discussion. Challenge your guests to bring their own dishes! Check out our recipes on page 11 for ideas.
- **Fair Trade coffee hour:** Not much of a chef? Invite guests over for Fair Trade tea and coffee and serve with scones or muffins and Fair Trade jam, honey or marmalade.
- **Fair Trade cocktail hour:** Host a Fair Trade cocktail hour for the 21-and older set. For a selection of Fair Trade spirits, check out fairspirits.com.

*Before organizing any fundraising or awareness-raising event, please submit the UNICEF Fundraiser + Event application at unicefusa.org/fundraisers.

Fair Trade Event Materials

Print the following materials using cardstock-weight 8 1/2" by 11" paper.

You will find:

- Invitations
- Table tents
- Placemats

Please email endtrafficking@unicefusa.org for additional materials and fact sheets for your event.

“Fair Trade is a trading partnership based on dialogue, transparency, and respect that seeks greater equity in international trade. It contributes to sustainable development by offering better trading conditions to, and securing the rights of, marginalized producers and workers.”

— World Fair Trade Organization

Print, trim and send these invitations to your guests! Mail them like postcards by writing the name and contact information of your guests on the back of each card. Don't forget the stamp! Suggested paper: cardstock.

YOU'RE INVITED
to a **FAIR TRADE**
EVENT



END TRAFFICKING

What: _____

When: _____

Where: _____

Notes: _____

RSVP: _____

Please read "A Day in Your Life: Touched by Modern Slavery" state.gov/documents/organization/194922.pdf
To learn more about Fair Trade and Human Trafficking before the event, visit: unicefusa.org/endtrafficking

YOU'RE INVITED
to a **FAIR TRADE**
EVENT



END TRAFFICKING

What: _____

When: _____

Where: _____

Notes: _____

RSVP: _____

Please read "A Day in Your Life: Touched by Modern Slavery" state.gov/documents/organization/194922.pdf
To learn more about Fair Trade and Human Trafficking before the event, visit: unicefusa.org/endtrafficking

NAME: _____

END TRAFFICKING



END TRAFFICKING

*Human trafficking is profitable,
generating an estimated **\$150 billion**
in yearly profits.*

 @EndTraffick

NAME: _____



*Human trafficking has been reported in **all 50 states.***

 @EndTraffick

NAME: _____

END TRAFFICKING



END TRAFFICKING


The majority of exploitative labor done by children is in agriculture (60%), service (26%) and commercial (7%) industries.

 @EndTraffick

NAME: _____



*Fair Trade ensures that **no forced or child labor** was used in the production of goods.*

 @EndTraffick

FAIR TRADE EVENT



END TRAFFICKING

Name: _____

What is Fair Trade?

Fair Trade is a trading partnership based on dialogue, transparency and respect that seeks greater equity in international trade. It contributes to sustainable development by offering better trading conditions, and securing the rights of, marginalized producers and workers.

1 DETERMINE YOUR SLAVERY FOOTPRINT




Slavery Footprint.org

My slavery footprint is: _____

2 WHAT WAS FAIR TRADE AT THIS MEAL

3 CONTINUE TO BUY FAIR TRADE



Where can I find these products?

Fair Trade Recipes

Fair Trade Brownies

INGREDIENTS

- 1½ cups Wholesome! Fair Trade sugar (wholesomesweet.com)
- ¾ cup Sunspire Fair Trade semi-sweet chocolate chips (sunspire.com)
- ¾ cup Valrhona Fair Trade cocoa powder (valrhona-chocolate.com)
- ¾ cup flour (or Fair Trade Coconut Flour for gluten free — arrowheadmills.com)
- 3 eggs
- ¾ cup unsalted butter, melted

DIRECTIONS

1. Combine the sugar, flour, salt, cocoa powder, eggs and melted butter and mix by hand. Do not overbeat or flour will produce gluten.
2. Stir in the chocolate chips.
3. Line the bottom of a 9×13 baking dish with parchment paper to keep brownies from sticking.
4. Pour the batter and spread it out.
5. Bake at 325°F for 20-30 minutes. Brownies are done when a toothpick inserted in the tallest part comes out clean.
6. If you hit one of the chocolate chips with the toothpick it will have melted chocolate on it. You may need to check a couple of spots to make sure you aren't hitting a chip!
7. Once it's done, remove from the oven and carefully lift the parchment out of the baking dish.
8. Peel the edges down and let cool for a few minutes before slicing.

Enjoy your Fair Trade brownies!

Fair Trade Pasta

INGREDIENTS

- Organic Penne Pasta (traidcraftshop.co.uk)
- 1 tablespoon of Equal Exchange Olive Oil (equalexchange.coop)
- 1 tablespoon of salt

DIRECTIONS

1. Fill pot with water and boil water.
2. Add 1 tablespoon of salt and 1 tablespoon of Equal Exchange olive oil.
3. After water has boiled, add Organic Penne Pasta and wait 9 minutes for pasta to cook properly.
4. Check pasta with fork to ensure it is soft.
5. When ready, drain pasta and allow it to cool.
6. Serve with olive oil and the sauce of your choosing.

Enjoy your Fair Trade pasta!

Fair Trade Discussions

Topics for Discussion 1

ICE BREAKER QUESTIONS

Kick off the event with a question that encourages your guests to open up and get comfortable—go around the room and ask everyone to respond to the following questions:

- Talk about a time you ran away from home when you were younger (if you ever did). Why? Where? What happened?
- Talk about a time when you trusted someone when you should not have. What happened? Did you ever forgive the person? How did this make you feel?
- Talk about a time you felt like your hard work went underappreciated.

Topics for Discussion 2

“DAY IN YOUR LIFE” SPECIFIC QUESTIONS

Ask your friends to do some prep work before attending your event. Share the “Day in Your Life: Touched by Modern Slavery” document (in this kit) and ask everyone to read it before they come. Then use it as a discussion starter! Here are some questions you may want to consider:

- What is driving the demand for labor trafficking?
- Do you think companies should be held responsible for investigating trafficking in their supply chains?
- How many of the items discussed in the document have you purchased or used in the past week? How did you feel after reading this document?
- What do you think some of the counter arguments against Fair Trade could be, and how would you respond to them?

Topics for Discussion 3

LABOR TRAFFICKING SPECIFIC QUESTIONS

- Look at the tags on your clothes; where were they made?
- When you make a purchase, what are the factors that influence you to buy a particular item?
- Do you think you have the power to help make a difference in labor trafficking? Why or why not? How?
- Before coming to this event, how much did you know about labor trafficking? Fair Trade? Did/do you ever think about it? When and why?

Activities

Fair Trade Activity

SLAVERY FOOTPRINT

- Have your guests complete the Slavery Footprint survey (slaveryfootprint.org) on their phones. If one of your guests did not bring a phone, you can ask them to form groups and work through the questions together. Alternatively, you can have your guests take the survey before the event and come prepared to discuss it.
- When your guests have finished the activity, have them record their Slavery Footprint on their placemat.



CIVILIAN SECURITY, DEMOCRACY, AND HUMAN RIGHTS





A DAY IN YOUR LIFE: TOUCHED BY MODERN SLAVERY

The food you eat, the products you buy, and the consumer items you use on a daily basis may have been produced or touched by those held in involuntary servitude.

6:00 am:

**WAKE UP
AND GET
READY FOR
WORK:**




The  on your back could have been produced by a man, woman, or child in a garment factory in Asia, the Middle East, or Latin America who is subjected to forced labor, including withholding of passports, no pay, long working hours to meet quota, and physical and sexual abuse. To complete your outfit, the  you put on this morning may include gold mined by trafficked children in Africa, Asia, and Latin America.


8:00 am:

**SIT DOWN
AT
YOUR DESK:**



The , and other electronics you use may be dependent on minerals that are produced in conflict-affected areas in Africa. Children and adults are forced to work in mines under conditions of forced labor and sexual servitude.




The  you use may also be produced in Asia by adults and children – some as young as nine years old – who are sold or deceived into working in electronic factories under conditions of forced labor, including excessively long hours, minimal or no pay, and threats.

10:00 am:

**TAKE A
CAFFEINE
BREAK:**




The  you drink to keep you energized may have been touched by modern slaves. Some men and children work under conditions of forced labor on coffee plantations in Latin America and Africa. The sugar you put in that coffee may have also come from plantations where children and men in Latin America, Asia, and Africa are subjected to conditions of forced labor and debt bondage. These victims were exposed to high levels of pesticides and potential injuries from machetes, which are used to cut sugar cane.

12:00 pm:

EAT LUNCH:




The  you eat for lunch may have been caught by men in Southeast Asia and children as young as four years old in West Africa, who are subjected to conditions of forced labor in the fishing industry. While catching your lunch, these victims may have been deprived of wages, food, water, and shelter, worked extremely long hours, and suffered physical and sexual abuse.

2:00 pm:

**AFTERNOON
SNACK:**




The  dessert you eat may have been touched by modern slaves, primarily in Africa. Children that work on plantations that produce cocoa – the key ingredient in chocolate – are subjected to conditions of forced labor. There are an estimated 300,000 children who work in cocoa production worldwide.

UNITED STATES DEPARTMENT OF STATE

4:00 pm:

DRIVE TO A MEETING:




The tires on the  you drive are made of rubber, which is produced in Asia and Africa on rubber plantations. Adults and children, including entire families, are forced to work on these plantations for little to no pay, excessive hours to meet quotas, and in hazardous working conditions.

6:00 pm:

ARRIVE AT HOME:





The bricks in the walls of your  may have been produced by bonded labor victims, including men, women, and children, in brick kilns primarily in Asia and Latin America. Children and adults are forced to work in hazardous working conditions in brick kilns for long hours and minimal pay.

8:00 pm:

ENJOY DINNER:




The  you cook and the  you eat for dinner may have been touched by men and children subjected to forced labor on cattle ranches and farms in the United States, Latin America, and Africa. These victims work long hours, receive little or no pay, and suffer physical and emotional abuse to herd the cattle that will eventually make it to your dinner table.

11:00 pm:

GO TO BED:



The cotton in your  may have been picked by men, women, and children – some as young as three years old – in cotton fields, primarily in Central Asia and Africa. While you rest easy on your cotton pillow, children are forced to leave school to work under arduous and abusive conditions, sometimes with no pay, during the annual cotton harvest.

The items that you wore, used, and consumed today were touched by modern slaves from around the world -- men, women, and children. This is just one day. What about the rest of your life? Find out more at www.slaveryfootprint.org.



Choosing Fair Trade to End Human Trafficking

What is Fair Trade?

People who are impoverished are especially vulnerable to exploitation by traffickers. Fair Trade workers are paid a living wage so that their children don't have to work to support their family and can attend school instead. Profits from Fair Trade ventures are reinvested into the community through Fair Trade Funds that address social, economic and environmental challenges in each community. Through a democratic system, each Fair Trade community determines how their funds will be used. Funds can be reinvested into their business, directed to empowering women, supporting education, protecting the environment, fighting poverty and providing health care. In addition, Fair Trade certification guarantees that no child or forced labor was used in the production of goods.

If you'd like to learn more about the impact of Fair Trade, please visit <http://fairtradeusa.org/node/2007> to read impact reports.

Products That Use Child Labor

For a full report on the worst offenders in regards to forced and child labor, please see: <http://www.dol.gov/ilab/reports/child-labor/findings/>

Demanding Ethically Sourced Products

Unfortunately, Fair Trade does not necessarily create better working conditions for people caught up in forced labor, since those conditions do not meet Fair Trade standards. However, as more people begin to buy Fair Trade, the demand for ethically sourced product increases. As demand rises, more companies will begin to switch to Fair Trade certification and create better working conditions in order to meet the demand. More stores will also start to supply those products.

Buying Ethically Sourced Products

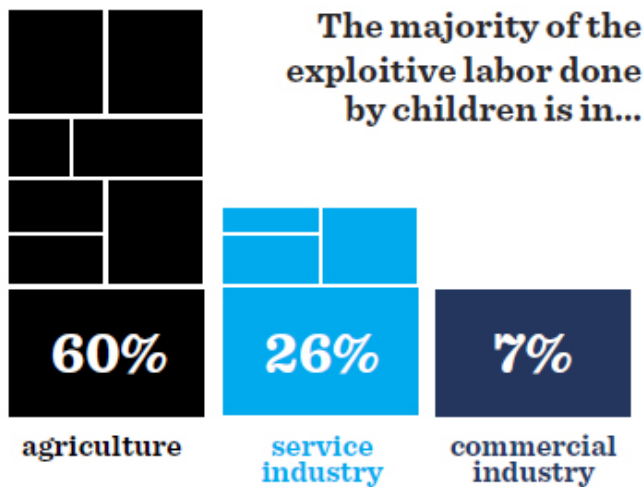
While it depends on where you live, health food stores almost always carry Fair Trade products. This can include products such as coffee, tea, chocolate and sugar — just to name a few. Some mainstream grocery stores and convenience stores have started to carry Fair Trade products as well, particularly chocolate. If your favorite stores do not carry Fair Trade products, ask them to order some and tell them why it's important to you. There are also mobile apps you can check out such as Fair Trade Finder that can be useful when looking for Fair Trade products. Here are examples of labels to look for:



UNICEF's Work to Protect Children and Prevent Child Labor

UNICEF works in over 190 countries and territories around the world. UNICEF's Child Protection work includes:

- Reaching the most vulnerable children, including girls, orphans, children living on the streets and children affected by conflict and natural disasters
- Facilitating community educational activities to change social norms, attitudes and behaviors that make children vulnerable to exploitation
- Supporting comprehensive services for children and their families, including access to health, social protection and welfare services, psychosocial support and legal assistance.



5 Things You Can Do to Support Fair Trade

1. Host a Fair Trade Tasting where you offer samples of Fair Trade products such as coffee, tea, wine and chocolate. Explain the benefits of buying Fair Trade.
2. Talk to your favorite companies about what they're doing to address slavery and forced labor in their supply chain. Visit www.slaveryfootprint.org.
3. Make your town, school or workplace Fair Trade! Visit <http://fairtradecampaigns.org/for> more information.
4. Choose Fair Trade chocolate when buying candy for holidays such as Halloween, Christmas and Easter.
5. Buy products made by survivors of trafficking.

Resources

Below are links of suggested websites, videos and articles that will help you to become more knowledgeable on the issue of fair trade.

ORGANIZATIONS

- Fair Trade USA:
<http://fairtradeusa.org/>
- Fairtrade America:
<http://fairtradeamerica.org/>
- World Fair Trade Organization:
<http://www.wfto.com/>
- Fair Trade Federation:
<http://www.fairtradefederation.org/>
- Equal Exchange:
<http://www.equalexchange.coop/>

VIDEOS

- Fair Trade: Every Purchase Matters
<https://www.youtube.com/watch?v=7K4G5-ydhSo>
- Fair Trade: The Power of the Consumer
<https://www.youtube.com/watch?v=DVxe1ZKIffo>
- Buy Fair. Be Fair
https://www.youtube.com/watch?v=YIVICw_kydM

ARTICLES

- 10 Principles of Fair Trade
<http://www.wfto.com/fair-trade/10-principles-fair-trade>
- Fair Trade Cocoa Impact Report
http://fairtradeusa.org/sites/default/files/Cocoa_Impact_Report.pdf
- Fair Trade Wine Impact Report
http://fairtradeusa.org/sites/default/files/Wine_Impact_Report.pdf