

Fairfax High School Senior Seminar CSU Preparation Workbook 2020 - 2021

APPLYING TO A CSU (CALIFORNIA STATE UNIVERSITY)?

2.0 or better CSU GPA is suggested to apply (CSU GPA at the beginning of your Senior Year)

CSU Updates 2020

1. The CSU will consider course grades of "credit" or "pass" as fulfilling "a-g" requirements for those courses completed during winter, spring or summer 2020 terms. All other coursework must be graded and a grade of C- or better must be earned for the course to satisfy "a-g" requirements. Grades of credit/pass or no credit/no pass will not be included in the calculation of high school GPA.
2. The CSU strongly recommends that ALL students enroll in a yearlong senior-year English course and a mathematics/quantitative reasoning course as student-specific Early Assessment Program (EAP) guidance will largely not be available at the time of senior year course registration. These courses could include Expository Reading and Writing (ERWC), Math Reasoning with Connections (MRWC), weighted honors, International Baccalaureate (IB), and Advanced Placement (AP) and other advanced courses.
3. The California State University (CSU) will temporarily suspend the use of ACT/SAT examinations in determining admission eligibility for all CSU campuses for the 2021-2022 academic year. This temporary change of admission eligibility applies only for the fall 2021, winter 2022 and spring 2022 admission cycles. First-time freshmen must meet the following eligibility requirements: be a high school graduate or equivalent; complete the 15-unit comprehensive "a-g" pattern of college preparatory course; and earn a qualifying "a-g" grade point average (GPA) as described below.
 - California residents and graduates of California high schools will be eligible for admission by earning a 2.50 or greater "a-g" GPA.
 - Any California high school graduate or resident of California earning a GPA between 2.00 and 2.49 may be evaluated for admission based upon supplemental factors such as number of courses exceeding minimum "a-g" requirements, household income, extracurricular involvement, and other available information that would inform the campus admission decision. Each CSU campus will determine the supplemental factors used with GPA to determine eligibility in these cases and communicate these criteria publicly for prospective students.
4. This temporary change of admission requirements will also apply to impacted CSU campuses and programs. Campuses and programs designated as impacted may utilize higher "a-g" GPA thresholds for applicants, as well as identify supplemental criteria and their relative weights, in making admission decisions. However, in no case will standardized test scores be utilized in making admissions decisions for applicants during the 2021-2022 academic year.

[Four Systems of Education](#)

[Cal State First Time Freshman Guidance](#)

WHERE DO I APPLY?

Fairfax High School will be launching applications for CSU and Financial Aid via [Californiacolleges.edu](https://www.californiacolleges.edu). This will allow students to track their application submission progress on a single dashboard for CSU & Financial Aid.

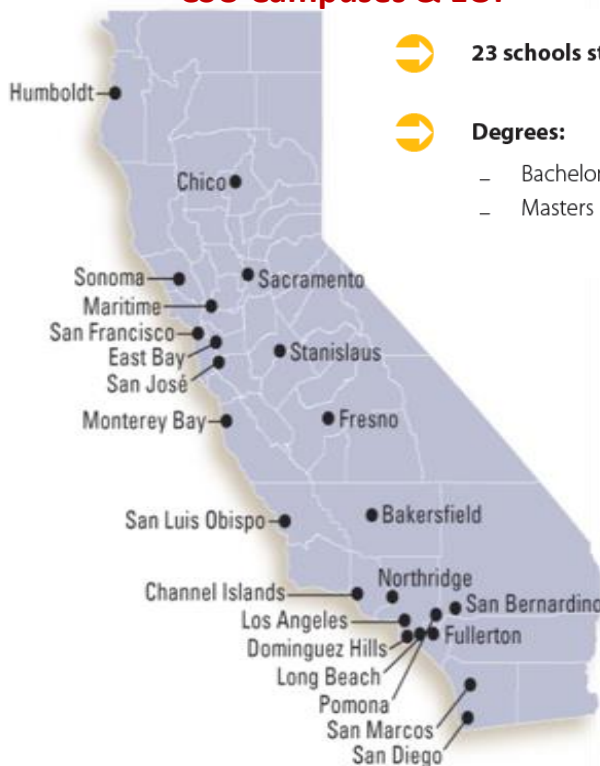
<https://www.californiacolleges.edu/>

APPLYING TO A CSU (CALIFORNIA STATE UNIVERSITY)?

2.0 or better CSU GPA is suggested to apply (CSU GPA at the beginning of your Senior Year)

CSU Campuses & EOP

LA Local Service Area Campus CSU Los Angeles
Not Impacted for California Students CSU Bakersfield CSU Dominguez Hills CSU East Bay CSU Maritime Academy CSU Stanislaus CSU Channel Islands
Impacted/Most Competitive CSU Los Angeles CSU Long Beach CSU Fullerton



23 schools statewide



4-year institutions



Degrees:

- Bachelors (BA, BS)
- Masters (MA, MS, MEd)



Requirements:

- GPA: 2.0 ↑
- a-g requirements
- Grades of "C" ↑

What is the function of EOP?

The primary goal of the CSU Educational Opportunity Program is to improve access of low-income, first generation and historically disadvantaged students with potential for academic success by making higher education a possibility. EOP provides a comprehensive program of support services which include, but are not limited to, recruitment, preadmission counseling, orientation, summer program, diagnostic testing, financial aid follow-up, special admissions, pre introductory instruction, academic advisement, tutoring, learning skill services, and personal, educational and career counseling.

What type of student does EOP look for?

EOP provides education access and opportunity for low-income and educationally disadvantaged students from California, the majority of whom are first-generation college students. An EOP student may be a special or regularly admissible student who has a low income and has the potential to perform satisfactorily in curricula offered by CSU, but who has not been able to realize his/her potential because of economic, educational or environmental background. Such students may be eligible for admission to a CSU campus through the Educational Opportunity Program.

What services are provided by EOP?

A comprehensive program of support services that include advising, learning skills development, tutoring, and academic advisement, the EOP provides educational opportunities to low income students who have been traditionally excluded from higher education. EOP can provide an EOP grant to students who are eligible for financial aid.

Who is eligible for EOP consideration?

The following eligibility criteria are specified in the CSU Educational Opportunity Programs Regulations and Guidelines. An EOP student:

- Has a history of low family income.
- Must be enrolled on a full-time basis. (Part-time attendance requires program director's approval.)
- Is an undergraduate.
- Needs admission assistance as an exception admit, OR Meets regular admission requirements but in the opinion of EOP personnel will require a full range of assistance to succeed.
- Has been nominated by an appropriate state agency, a California high school or community college, the Veterans Administration, a campus president, or a designee of the California State University.

APPLYING TO A CSU (CALIFORNIA STATE UNIVERSITY)?

2.0 or better CSU GPA is suggested to apply (CSU GPA at the beginning of your Senior Year)

CSU Local Area - Local Preference for Freshmen

Fairfax High School is part of the CSU Northridge & CSU Los Angeles "local area"

Cal States receive more applications than can be accommodated. Cal States have a long history of commitment to access in the local community. Based on CSU and campus policy, preference for freshman and transfer admission is offered to applicants who are considered 'local area'. CSUN: <https://www.csun.edu/admissions-records/freshman-local-area> CSULA: <https://www.calstatela.edu/admissions/local-preference-freshmen>

CSU Impaction

Impacted Majors: Major impaction means that **the number of applications** from fully eligible students to a designated major on a CSU campus **far exceeds the number of spaces available in that major**. However, students can still be admitted to the campus in an alternate major, or they may eventually be admitted to the oversubscribed major if they meet the supplementary admission criteria.

Campus impaction: means that a campus has **exhausted existing enrollment capacity** in terms of the instructional resources and physical capacity of the campus (they are over enrolled). Therefore, because the campus receives more eligible applicants than can be accommodated, the campus must limit enrollment, often making enrollment criteria much more selective. Look up campus impaction at: <https://www2.calstate.edu/attend/degrees-certificates-credentials/Pages/impacted-degrees.aspx>

- **All undergraduate programs, pre-programs, and undeclared/undecided programs are impacted for the following campuses:** Cal Poly San Luis Obispo, Fresno State, CSU Fullerton, Cal State LA, CSU Long Beach, San Diego State University, San José State
- **Impacted campuses for first time freshmen:** East Bay, Chico, Monterey Bay, Northridge, Pomona, Sacramento, San Bernardino, San Marcos, Sonoma for first-time freshmen
- **Campuses with no impaction:** Bakersfield, Channel Islands, Dominguez Hills, Humboldt, Maritime Academy, San Francisco, Stanislaus

Below you will find the CSU's separated into 3 tiers:

- Tier 1 is impacted for first time freshman admission and in every single major. (Very Selective)
- Tier 2 is impacted for first time freshman admission and in some majors. (Selective)
- Tier 3 is NOT impacted for first time freshman admission and only in a few majors. (Less Selective)

Tier 1: Very Selective	Tier 2: Selective	Tier 3: Less Selective
<ol style="list-style-type: none">1. Cal Poly San Luis Obispo2. Fresno State3. CSU Fullerton4. Cal State LA5. CSU Long Beach6. San Diego State University7. San José State	<ol style="list-style-type: none">8. East Bay9. Chico10. Monterey Bay11. Northridge12. Pomona13. Sacramento14. San Bernardino15. San Marcos16. Sonoma	<ol style="list-style-type: none">17. Bakersfield18. Channel Islands19. Dominguez Hills20. Humboldt21. Maritime Academy22. San Francisco23. Stanislaus

APPLYING TO A CSU (CALIFORNIA STATE UNIVERSITY)?

2.0 or better CSU GPA is suggested to apply (CSU GPA at the beginning of your Senior Year)

Top Reasons why students are not admitted to CSUs

1. STUDENTS MISS DEADLINES TO SUBMIT REQUESTED DOCUMENTS. EOP'S REQUEST FOR DOCUMENTS IS SEPARATE FROM THE CSU ADMISSIONS' OFFICE (BOTH MAY REQUEST THE SAME ITEMS)
2. STUDENTS MISS THE APPLICATION SUBMISSION DEADLINE OR APPLIED TO IMPACTED CAMPUSES

California State Universities (CSU) - EOP Questions

Answer all questions.

1. List any volunteer, extracurricular activities, or work experience in which you are or have been involved in the past two years.
2. Why would you like to attend college? Discuss your career and personal goals. Are there any particular circumstances, school experiences, or persons that influenced your preparation or motivation to attend college (e.g., cultural/financial background, family, teachers, schools you attended)? Please explain.
3. Briefly discuss your academic background. Did you utilize any additional support at your high school, such as tutoring? Do your grades in high school and/or college reflect your academic ability or potential?
4. Briefly describe your family's economic background. Include information about your financial challenges.
5. Please tell us more about yourself. Is there any additional information you would like EOP to consider in determining your admission to the program?



Cal State EOP Statement Questions

EOP (Educational Opportunity Program) at all Cal States is available to support first generation, low income students. Support can include priority registration for classes, extra guidance for career and selecting courses toward graduation, **sometimes extra financial aid** (first come, first served, so apply early), AND SOMETIMES ADMISSION TO THE UNIVERSITY. You also need two teacher recommendations. See the back for how to approach the recommendation requests.

Below are five questions you must answer and add to your application. Copy and paste the questions onto a Google Doc and write your response so you can share them for editing with someone before adding them to your application.

Two important things to keep in mind when writing your responses:

1. Write a lot of detail. *Don't assume the reader will figure it out.* **Decisions are made based on what is written on the application**, so express it all in full.
2. Use "I" statements ("I take care of my little brother and help with his online schooling") and not "we" statements. **All responses must be about you** and not someone else, even if grandmother inspired you.

APPLYING TO A CSU (CALIFORNIA STATE UNIVERSITY)?

2.0 or better CSU GPA is suggested to apply (CSU GPA at the beginning of your Senior Year)

EOP Biographical Questions for Admission Consideration (answer straight forward 4+ sentences)

1. *List any volunteer, extracurricular activities, or work experience in which you are or have been involved in the past two years. (2500 characters)*

Write all activities you have accomplished/participated as well as those you plan on doing senior year and virtually. This includes any home responsibilities you may have had in the past and present, especially now with being at home for schooling. Be detailed. Give dates (month and year), hours per week or total hours, major projects/events led by you. Don't have too many activities or any involvement? State why it is that you don't. Not having any doesn't make you less of a strong candidate but you need to explain your reasons why it is so.

2. *Why would you like to attend college? Discuss your career and personal goals. Are there any particular circumstances, school experiences, or persons that influenced your preparation or motivation to attend college (e.g., cultural/financial background, family, teachers, schools you attended)? Please explain. (2500 characters)*

This is a three-part question so focus on each part as follows:

1. Discuss reasons for wanting to attend college: is it to improve your family's economic status; gain a dream career; you love learning; take advantage of the opportunity to better yourself?
2. The second part asks what you want to achieve for yourself: be role model for the family; reach medical school to become a physician; help your community be more financially savvy; etc.
3. What inspired you to go to college: watching your parents work hard for very little, an educator that opened your eyes to college, your parents insisting on college, a book or tv program, unsteady family income, immigrant parents, etc.

3. *Briefly discuss your academic background. Did you utilize any additional support at your high school, such as tutoring? Do your grades in high school and/or college reflect your academic ability or potential? (2500 characters)*

This is a three-part question. Address each one in detail as follows:

1. Academic background is about the courses you have and have not taken, explaining why or why you did not take specific courses: courses had a scheduling conflict and you couldn't take a course you wanted; was unaware of the importance of specific classes; which courses were your hardest, or why you earned a low grade in a course.
2. When writing about additional support, did you go to tutoring, watch YouTube videos, use Khan Academy, ask counselors/teachers for help?
3. How well do your grades reflect your academic ability? If your grades are low or high, explain how well they do or do not show how strong you are or can perform at a college level. Some student have a below average GPA but this is the chance to explain why the grades are not where the ability actually is.

4. *Briefly describe your family's economic background. Include information about your financial challenges. (2500 characters)*

Leave the shame behind. Learn your family's income history and express it. Especially applicable if family is middle to low income and inconsistent. State what type of work your parents do, if you work to help with finances, if older siblings are also helping (possibly dropping out of college to provide support), if in a single parent household or foster, immigrant parents, etc.

5. *Please tell us more about yourself. Is there any additional information you would like EOP to consider in determining your admission to the program? (2500 characters)*

The final chance to express more detail of something that was already mentioned before but want to expand details (avoid repeating), write on an additional topic not addressed in previous questions. Discuss your weakness and fear of failing in a specific academic subject and need for help in college, fear dropping out of college to help family and want to avoid it, fear of not being successful in college, not know where to get help to succeed, etc. Express weaknesses and/or any academic and personal needs/concerns not already addressed in previous answers.

CONSIDER ANSWERING THESE QUESTIONS ASAP TO SHARE ANSWERS WITH RECOMMENDERS

APPLYING TO A CSU (CALIFORNIA STATE UNIVERSITY)?

2.0 or better CSU GPA is suggested to apply (CSU GPA at the beginning of your Senior Year)

Best Practice:

Type questions and your responses on a Google Doc so you can access them anywhere and share them with someone who will help you edit.

TEACHER RECOMMENDATIONS

Two teacher recommendation are required for the EOP program. Teachers should talk about your academic challenges and weaknesses in their recommendations. Here are the steps:

1. Ask two teachers if they could please write an EOP recommendation on your behalf. Give teachers a two-week advanced notice.
2. IF yes, ask to be given their email address and give them a copy of your brag sheet. TYPE IT IN CORRECTLY or the teacher will never get the email. Provide recommenders with a copy of your brag sheet.
3. Once you enter their full name and email address in your CSU application, follow up with your teachers by monitoring if they submitted and also reminding them to please submit AND EARLY

CSU Application Fee Waiver

When you apply for admission to the CSU through Cal State Apply you are automatically considered for an application fee waiver based on the information requested in the application.

You must fully complete the application before the fee waiver eligibility is determined.

You will see a "Check My Fee Waiver Status" link on the Submit Application tab to determine whether you are eligible for an application fee waiver.

CAL STATE
APPLY

John Smith
CAS ID: 5913271332

Sign Out

My Application Add Program Submit Application 1 Check Status

Review your program selections here, check on status of individual program tasks, and pay for your program selections.
Once your application is submitted, no changes or refunds can be made.

APPLICATIONS READY FOR SUBMISSION: 1

TOTAL FEE(S): \$70

CHECK MY FEE WAIVER STATUS

Submit All

Eligibility Criteria for Fee Waivers - To be considered for the application fee waiver, you must be:

- An undergraduate student (you cannot be in an extension program)
- A California resident for more than one year
- A U.S. citizen or someone without lawful immigration status who qualifies for an AB540 non-resident tuition exception

Applicants who are eligible for the application fee waiver may apply to up to four CSU campuses per application term (i.e., fall, spring). Approved waivers are not transferrable to a future or past application term.

Mistakes to Avoid - Be aware that the following common errors may cause an eligible applicant not to receive an application fee waiver:

- If you report yourself as a dependent applicant with a family size of one
- If you report the same dollar amount in the Adjusted Gross Income field as well as in the Untaxed Income field
- If you select "none" in answer to "What U.S. State/Possession do you regard as your permanent home?"

Applicants who incorrectly report any of the items above will not be granted an application fee waiver.

See the [Application Fee Waiver Checklist](#) (PDF) for more guidance on how to avoid common errors.

The CSU does not accept College Board fee waivers, nor any other external waiver form.

Fairfax High School Senior Seminar CSU Preparation Homework

Freshman Application Checklist

When you're ready to complete your application to the CSU, be sure you have these items on hand:

- Unofficial transcripts** You'll be asked to enter all the courses you've completed on your CSU application; those that are currently in progress; and any you plan to take. Transcripts will be requested by campuses as needed.
Your will need your Fairfax transcript & unofficial Community College Transcripts
- Test scores (SAT, ACT, AP or IB)** Report test results so far as well as any future test dates.
Your will need your College Board ID & Scores Report. Also AP Score Report
- Your Social Security number**, if you have one.
Only use social security number issued to YOU directly from the SS Administration
- Your citizenship status**
This application is open to all seniors regardless of immigration status in the US
- A method of payment** You can pay the application fee by credit card.
Fee waiver consideration is available to all seniors – eligibility is based on income
- Your parent's citizenship status**
This application is open to all seniors regardless of Parent's immigration status in the US
- Annual income** Your parents' if you are a dependent; your income if you are independent
CSU considers application without family income incomplete – seniors cannot submit
- Your parent's employment background and two recommendations** Applies only if you're applying to EOP.
Letters of recommendation are required for EOP applicants: Have recommender emails ready
- California statewide student ID** Optional; every K-12 student in a California public school is assigned an ID number. The number should be printed on your transcript.
The SSID number may be found on the right-hand side of your transcript, where your demographic information is. The SSID number does not include any letters. **DO NOT USE YOUR FAIRFAX HIGH SCHOOL STUDENT IS WHICH INCLUDES A LETTER**

CREATE A BALANCED CSU APPLICATION LIST (if awarded a fee waiver, you will receive 4 free application submissions):

- | | |
|-----------------|-----------------|
| 1. _____ | 2. _____ |
| 3. _____ | 4. _____ |
| 5. _____ | 6. _____ |

The application fee is \$70 per campus. You must pay before being admitted.

CSU EOP Teachers Who Will Be Your Recommenders

TEACHER'S FULL NAME: _____

SUBJECT: _____ EMAIL: _____

TEACHER'S FULL NAME: _____

SUBJECT: _____ EMAIL: _____

INFORM TEACHERS THEY WILL RECEIVE AN EOP LINK AND FOLLOW UP WITH THE TEACHERS

APPLYING TO A CSU (CALIFORNIA STATE UNIVERSITY)?

2.0 or better CSU GPA is suggested to apply (CSU GPA at the beginning of your Senior Year)



Launching Cal State Apply from CaliforniaColleges.edu – Open Access

Students in open access school districts can launch their CSU applications from within their account on CaliforniaColleges.edu.

What should students do before they launch Cal State Apply?

Students can use the **College Search Tool** to find and favorite (♥) California State Universities (CSUs) to which they think they will apply. Favoriting colleges will add them to the student's **College List** in **My College Plan** within **My Plan**.

Before launching Cal State Apply, students should review their **Academic Planner**. By entering courses into the **Academic Planner**, students can transfer that information to Cal State Apply when they launch the applications from their account on CaliforniaColleges.edu.

Adding courses is simple:

1. Select a subject area and grade level.
2. Select a course from the type-look ahead menu, which is populated by courses for that subject area and grade level as indicated in UCOP's Course Management Portal (CMP), or manually enter a course. Indicate term type, term, and status. (See right.)
3. Students click **Submit** and the course is added to the planner.

A screenshot of a web form titled 'Select a course and term type from the lists below'. It contains several input fields: 'Select your course' (with a dropdown arrow), a separator '-or-', 'Enter your course name', 'Select Term Type' (with a dropdown arrow), 'Select Term' (with a dropdown arrow), and 'Select Status' (with a dropdown arrow). At the bottom are 'Cancel' and 'Submit' buttons.

What information can transfer from CaliforniaColleges.edu to the Cal State Apply application?

The Statewide Student Identifier (SSID), as well as academic courses and grades, migrate from CaliforniaColleges.edu to Cal State Apply.

Please note: The SSID is included in any educator-created open access student accounts. **The SSID is not included in any open access student-created accounts.**

What does not migrate to Cal State Apply?

No biographical or demographical data, such as name, date of birth, or address, transfers to Cal State Apply.

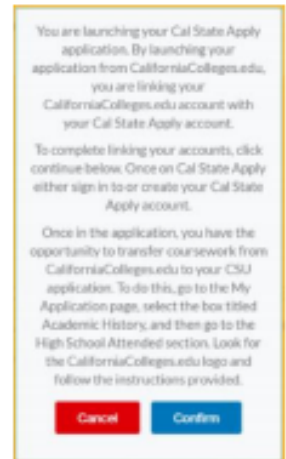
How do students launch Cal State Apply?

It is preferable for students to launch their application from within their account on CaliforniaColleges.edu, both for ease of use and for tracking purposes. However, students who choose to initiate their application from Cal State Apply will still be offered the opportunity to link their accounts and transfer their course information from their CaliforniaColleges.edu accounts.

APPLYING TO A CSU (CALIFORNIA STATE UNIVERSITY)?

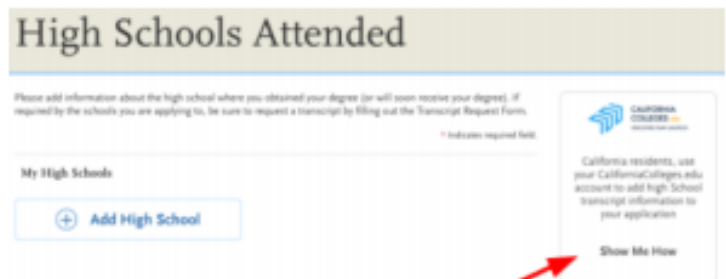
2.0 or better CSU GPA is suggested to apply (CSU GPA at the beginning of your Senior Year)

1. Sign in to CaliforniaColleges.edu. Hover on **College**.
2. Click on **California State University Application** under **Apply to College**. (Students can also launch Cal State Apply from **My College Plan**, as well as any of the CSU factsheets found in the **College Search Tool** by clicking on the blue **Apply** button in the **Admission** tab.) When students initiate the launch, they will see a pop-up message to proceed to Cal State Apply.
3. Students will be taken to Cal State Apply, where they can either create an account or sign in to an existing account.
4. Once signed in to Cal State Apply, follow the directions to complete the application. When students get to the **High Schools Attended** section, they will be asked to confirm they want their courses from CaliforniaColleges.edu to migrate to Cal State Apply.



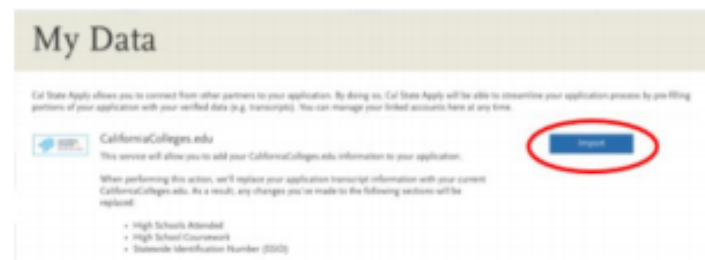
Note: if students choose to start their application from the CalState.edu/Apply platform (and not CaliforniaColleges.edu), they will still be offered the opportunity to link their account and migrate data through Cal State Apply's **My Data** page.

5. Then, in the **High School Coursework** section, students will see ALL courses from their CaliforniaColleges.edu **Academic Planner**. Students may delete or add courses at their discretion.
6. And, finally, for students who import coursework from CaliforniaCollege.edu, the **A-G Matching** section will be partially or fully complete. All courses that were chosen from the type look-ahead menu in the CaliforniaColleges.edu **Academic Planner** will already be assigned to "a-g" subject areas. All courses that were manually typed in will need to be assigned to subject areas by the student.
7. If students believe some of their courses are "a-g" even if they are not pre-tagged as such, they may reassign them to an "a-g" category in the **A-G Matching** section.
8. Continue with the rest of the application.



What happens if students start directly from Cal State Apply?

If students do not launch their application from CaliforniaColleges.edu, they can also initiate migration from the **High Schools Attended** page in Cal State Apply. Those students will be taken to the CaliforniaColleges.edu sign in page to either sign in or register their account. Then, they will be taken back to Cal State Apply to Import their SSID and coursework from CaliforniaColleges.edu.



APPLYING TO A CSU (CALIFORNIA STATE UNIVERSITY)?

2.0 or better CSU GPA is suggested to apply (CSU GPA at the beginning of your Senior Year)

How to Access Cal State Apply

Launching your Cal State Apply application from CaliforniaColleges.edu saves you time. Because you can migrate your courses from the **Academic Planner** to your application, you will spend less time typing them in.

To launch Cal State Apply from CaliforniaColleges.edu:

Hover on College.

Click on California State University Application under Apply to College.

You will be taken to Cal State Apply; sign in or create a Cal State Apply account.

Start your application.

Students can also launch Cal State Apply from **My College Plan**, as well as any of the CSU factsheets found in the **College Search Tool**. Seniors may access detailed instructions to launch Cal State Apply by clicking on the blue bubble titled **College Applications** from their signed-in home page on CaliforniaColleges.edu.