



higher education & training

Department:
Higher Education and Training
REPUBLIC OF SOUTH AFRICA

N500(E)(J4)H

NATIONAL CERTIFICATE

FASHION DRAWING N4

(10010494)

4 June 2019 (X-Paper)
09:00–12:00

REQUIREMENTS: Answer book
Typing paper (More should be available for rough work)
FOUR A3 drawing sheets (More should be available for rough work.)

Candidates will require all the necessary art mediums and equipment used in Fashion Drawing.

The question paper consists of 5 pages and 6 addenda.

DEPARTMENT OF HIGHER EDUCATION AND TRAINING
REPUBLIC OF SOUTH AFRICA
NATIONAL CERTIFICATE
FASHION DRAWING N4
TIME: 3 HOURS
MARKS: 200

INSTRUCTIONS AND INFORMATION

1. Answer ALL the questions.
2. Read ALL the questions carefully.
3. Number the answers according to the numbering system used in this question paper.
4. Write your EXAMINATION NUMBER on ALL the addenda and drawings.
5. This question paper consists of TWO sections, namely SECTION A and SECTION B.

SECTION A: 50 marks

Answer QUESTION 1 in the ANSWER BOOK.

Write neatly and legibly.

ALL the addenda in QUESTIONS 1, 2 and 3 should be pasted in the ANSWER BOOK.

No loose work will be marked!!!

SECTION B: 150 marks

Answer ALL the questions on the A3 drawing sheets provided.

Use only ONE side of the drawing paper.

Answer each question on a separate sheet of drawing paper.

Staple ALL the drawings in SECTION B together. DO NOT FOLD them and place them in the ANSWER BOOK.

6. Write neatly and legibly.
-


SECTION A

QUESTION 1

Answer this question in the ANSWER BOOK.



1.1 Study the following sketch. Name each construction process as indicated on the sketch. Write the answer next to the question number (1.1.1–1.1.10) in the ANSWER BOOK. 😊



(10 × 1) (10)

- 1.2 Colour the outfit on ADDENDUM A making use of lace material on the top and pinstripes on the trousers. You can make use of any colour medium of your choice. Paste it in the ANSWER BOOK. 😊 (6)
- 1.3 Felt and fibre tip pens are increasingly used in design work.
 - 1.3.1 Name TWO trade names of markers/felt-tip pens. (2)
 - 1.3.2 Name TWO advantages of markers/felt-tip pens. (2)**[20]**

QUESTION 2

- 2.1 Make a sketch of the side view of an adult male figure on ADDENDUM B.
Paste the drawing in the ANSWER BOOK. (14)
 - 2.2 Make use of graphite pencils to add shading to the outfit on ADDENDUM C. Use TWO different pencil medium techniques. 😊
Paste it in the ANSWER BOOK. (6)
- [20]**

QUESTION 3

Study the following sketch and make a production drawing of the ski pants (front view only). Make use of the croquis on ADDENDUM E. Keep ALL the requirements of a good production drawing in mind.

Paste the drawing in the ANSWER BOOK.



[10]

TOTAL SECTION A: 50

SECTION B

QUESTION 4

You need to design a wardrobe (range of ladies' wear) to be used in a new sitcom that will start in a few months in 2019. 😊

4.1 Make a presentation drawing consisting of TWO outfits (pants, dress, blouse and jacket) for ladies. Make use of the croquis on ADDENDUM D. Keep ALL the requirements of a good presentation drawing in mind. (50)

4.2 Choose ONE of the garments designed in QUESTION 4.1 and make a production drawing (front view only). Make use of the croquis on ADDENDUM E. Keep ALL the requirements of a good production drawing in mind. 😊 (25)
[75]

QUESTION 5

The college choir asked you to design outfits for the men consisting of a jacket, shirt and trousers.

5.1 Make a design development sheet of TWO men wearing your design outfits (SIX garments).
Make use of the croquis on ADDENDUM F. Keep ALL the requirements of a good design development sheet in mind. (50)

5.2 Choose ONE outfit you designed in QUESTION 5.1 and do a presentation drawing of the selected outfit consisting of a jacket, shirt and trousers (front view only).
😊
Make use of the croquis on ADDENDUM F. Keep ALL the requirements of a good presentation drawing in mind. (25)
[75]

TOTAL SECTION B: 150
GRAND TOTAL: 200

ADDENDUM A

EXAMINATION NUMBER:

--	--	--	--	--	--	--	--	--	--	--	--	--	--	--



ADDENDUM B EXAMINATION NUMBER:

--	--	--	--	--	--	--	--	--	--	--	--	--	--

BALANCE LINE	

ADDENDUM C

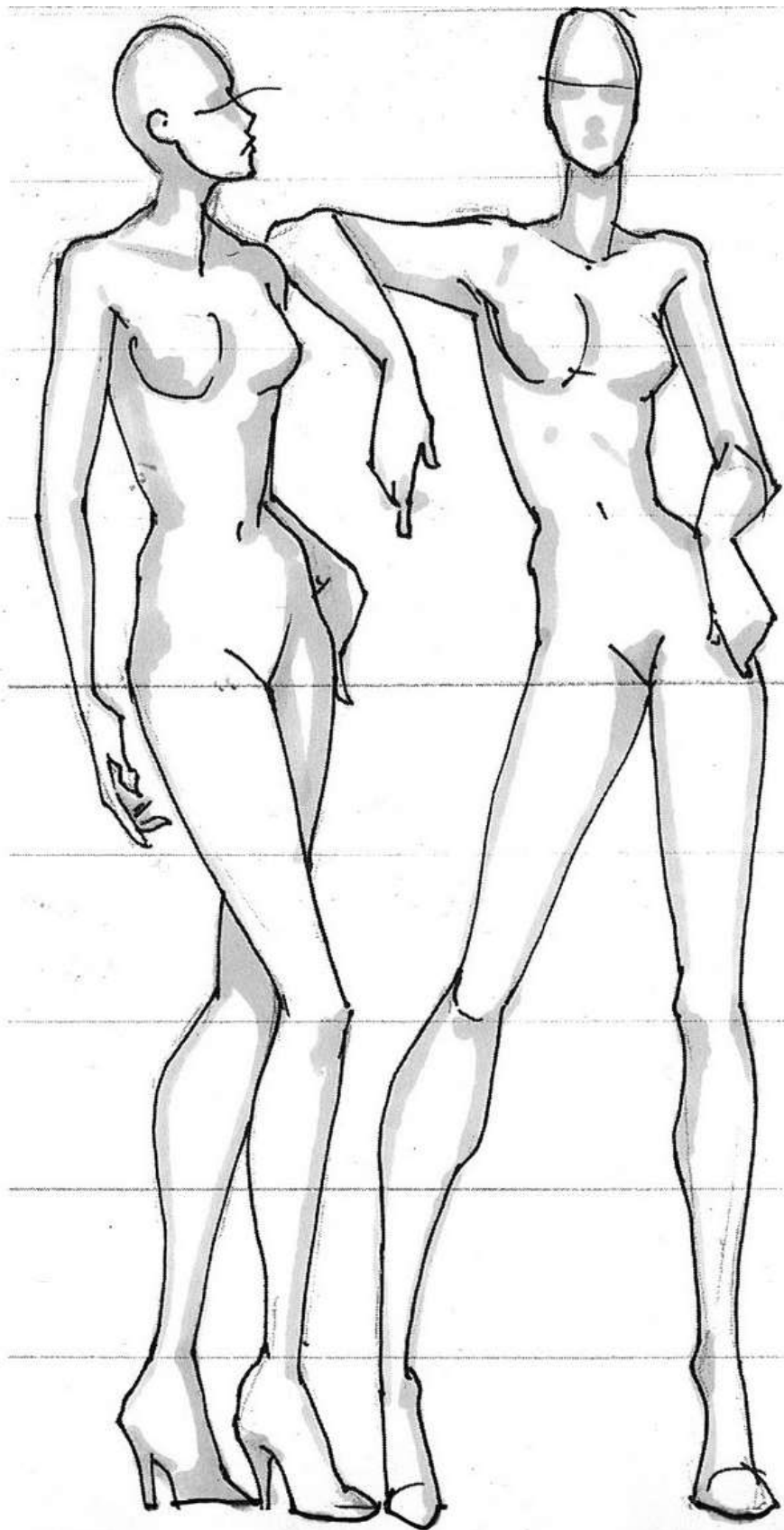
EXAMINATION NUMBER:

--	--	--	--	--	--	--	--	--	--	--	--	--	--	--	--	--	--	--	--



ADDENDUM D **EXAMINATION NUMBER:**

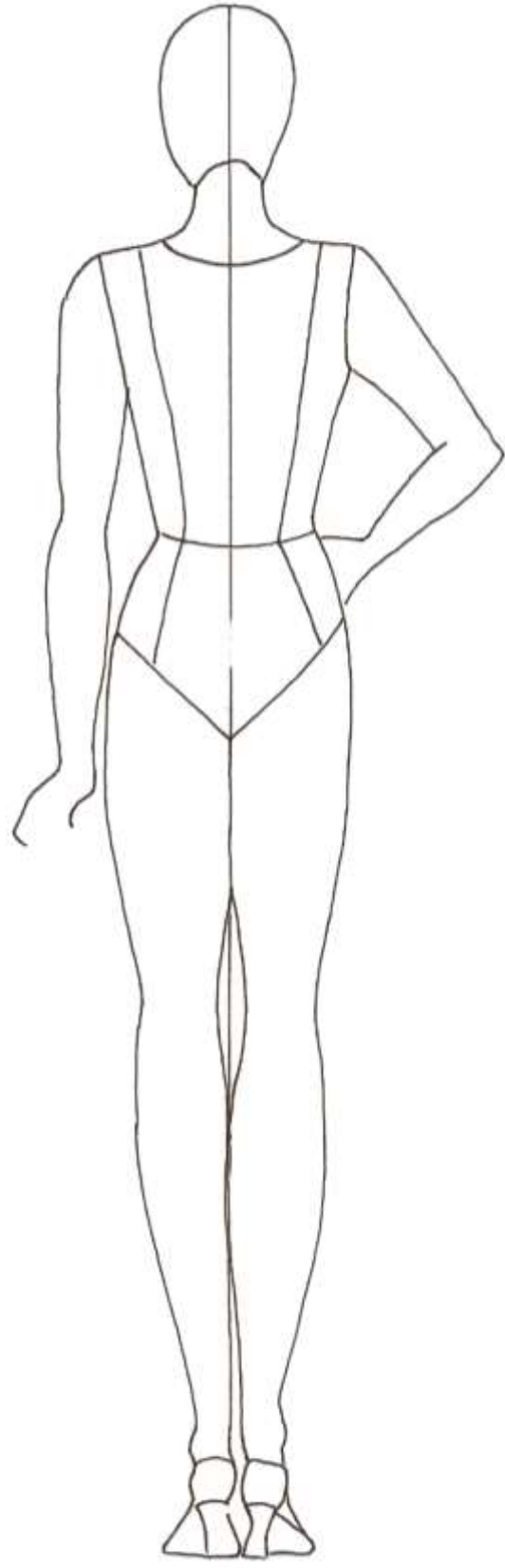
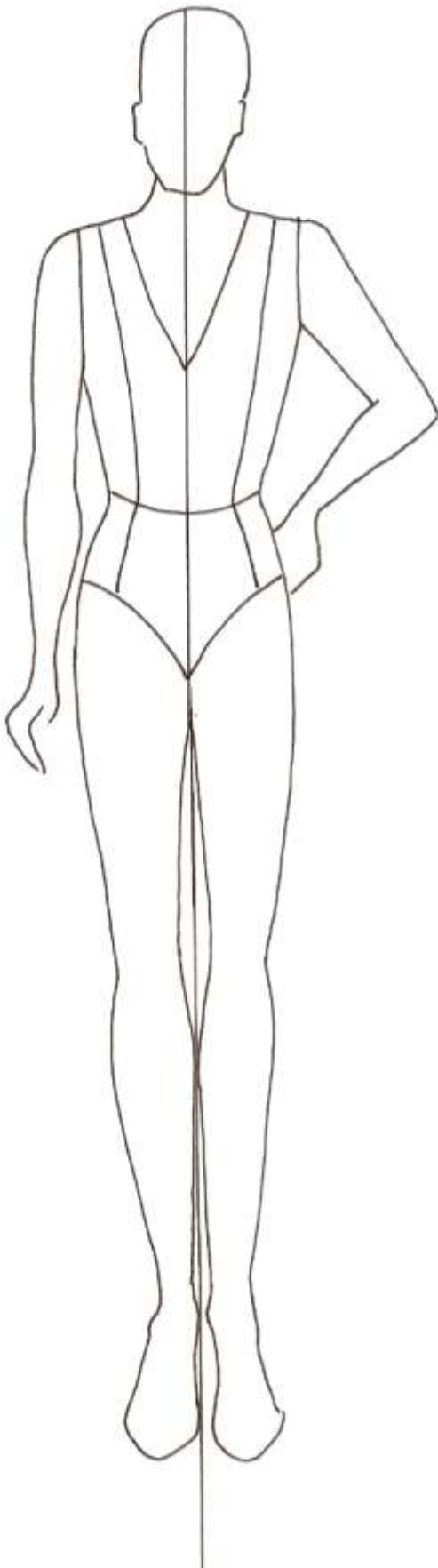
--	--	--	--	--	--	--	--	--	--	--	--	--	--	--	--	--	--	--	--



ADDENDUM E

EXAMINATION NUMBER:

--	--	--	--	--	--	--	--	--	--	--	--	--	--	--	--	--	--	--	--



ADDENDUM F

EXAMINATION NUMBER:

--	--	--	--	--	--	--	--	--	--	--	--	--	--	--	--	--	--	--	--

