

SYSTEM

35

01256 766786 • WWW.GANTRYLIGHTING.CO.UK



FAST AND STRAIGHT FORWARD • SOLID CONICAL CONNECTORS • STRONG AND STYLISH • LOW DEFLECTION RATES



Welcome to the wonderful world of modular display trussing.....



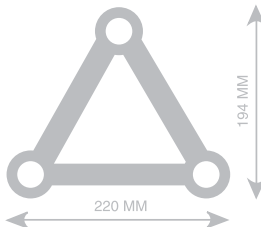
“One stand fits all”



SYSTEM 35 TRUSS

Our Trio gantry range is suitable for all manor of applications, ranging from exhibitions, trade shows, retail outlets and media, press uses. The 3 tube construction offers a high weight loading capability with low storage and transportation volume. A quick and easy assembly system thanks to special conical fittings with pins and clips. A professional aluminium modular display system, a small number of components can build a range of different stand sizes and styles.

TECHNICAL DATA	
Tube diameter:	35mm
Wall thickness:	1,5mm
Material:	AlMgSi F22
Snakebrace weld	
Connectors included	



Other sales features of note: 35mm diameter tube, superior to smaller tube sizes.
 spigot and clip, superior to nut and bolt,
 solid inner conical, superior to hollow tube,
 strengthened end caps, superior to plain tube ends,
 strength of construction, substantial load baring capabilities,
 attractive styling, decorative,
 compact for storage and transportation,
 modular construction method, quick and easy.

LOAD TABLE

Span	Evenly Dist Load	Deflection	Central single load	Deflection	In third points	Deflection	Quarter points	Deflection	Fifth points	Deflection
	kg / m	cm	kg	cm	kg	cm	kg	cm	kg	cm
1,00	365,00	0,02	263,98	0,03	182,50	0,03	121,67	0,02	91,25	0,02
2,00	182,00	0,18	198,09	0,16	169,82	0,23	121,33	0,19	91,00	0,18
3,00	121,00	0,62	158,52	0,43	132,12	0,62	99,11	0,52	85,92	0,56
4,00	90,50	1,47	132,12	0,86	108,12	1,19	79,30	0,99	68,14	1,06
5,00	59,16	2,34	113,27	1,43	91,50	1,97	66,09	1,61	56,46	1,72
6,00	40,78	3,35	99,12	2,17	79,31	2,96	56,65	2,38	48,20	2,53
7,00	29,69	4,51	88,11	3,06	69,98	4,14	49,58	3,31	42,04	3,51
8,00	22,50	5,83	79,31	4,11	62,62	5,53	44,07	4,39	37,28	4,64
9,00	17,57	7,30	72,10	5,53	56,66	7,13	39,53	5,60	32,81	5,81
10,00	14,04	8,89	66,10	6,70	51,73	8,93	35,10	6,83	29,13	7,08



www.gantrylighting.co.uk

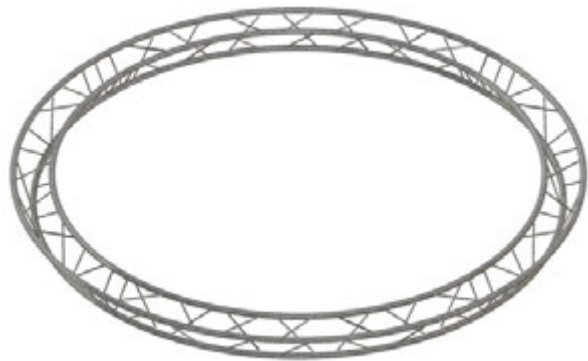
STRAIGHTS SYSTEM 35 TRIO

CODE	length	weight
35T025	25 CM	1,1 KG
35T050	50 CM	1,7 KG
35T750	75 CM	2,3 KG
35T100	100 CM	3,0 KG
35T150	150 CM	4,2 KG
35T200	200 CM	5,5 KG
35T250	250 CM	7,0 KG



CIRCLE PARTS SYSTEM 35 TRIO

CODE	∅ circle	circle part	weight
35TR05-180	1,0 m	1 Piece 180°	4,3 kg
35TR075-90	1,5 m	1 Piece 90°	3,4 kg
35TR10-180	2,0 m	1 Piece 180°	8,2 kg
35TR15-90	3,0 m	1 Piece 90°	6,3 kg
35TR20-90	4,0 m	1 Piece 90°	8,5 kg
35TR25-60	5,0 m	1 Piece 60°	7,1 kg
35TR30-60	6,0 m	1 Piece 60°	8,5 kg
35TR35-60	7,0 m	1 Piece 60°	9,9 kg
35TR40-60	8,0 m	1 Piece 60°	11,3 kg
35TR45-60	9,0 m	1 Piece 60°	12,7 kg
35TR50-30	10,0 m	1 Piece 30°	10,6 kg



BASE PLATE
CODE S35TBASE



1 240 240 40 1,1 kg



90° CORNER
CODE S35 21



┆ 500 ✓ 500 ┆ 184 2,▲ kg

120° CORNER
CODE S35 22
Special



┆ 500 ✓ 500 ┆ 184 2,▲ kg

135° CORNER
CODE S35 23



┆ 500 ✓ 500 ┆ 184 2,▲ kg

90° CORNER
CODE S35 24



┆ 500 ✓ 500 ┆ 240 2,▲ kg

90° CORNER
CODE S35 25



┆ 500 ✓ 500 ┆ 240 2,▲ kg

3-WAY CORNER
CODE S35T 31



┆ 500 ✓ 500 ┆ 500 3,▲ kg

3-WAY CORNER
CODE S35T 32



┆ 500 ✓ 500 ┆ 500 3,▲ kg

3-WAY CORNER RIGHT
CODE S35T 33



┆ 500 ✓ 500 ┆ 500 3,▲ kg

3-WAY CORNER LEFT
CODE S35T 34



┆ 500 ✓ 500 ┆ 500 3,▲ kg

4-WAY CORNER
CODE S35T 41



┆ 500 ✓ 500 ┆ 220 2,▲ kg

4-WAY CORNER
CODE S35T 44



┆ 500 ✓ 500 ┆ 500 4,▲ kg

4-WAY CORNER
CODE S35T 45



┆ 500 ✓ 500 ┆ 500 3,▲ kg

5-WAY CORNER C52
CODE S35T52



┆ 500 ✓ 500 ┆ 500 4,▲ kg

5-WAY CORNER C53
CODE S35T53



┆ 500 ✓ 500 ┆ 500 4,▲ kg

3-WAY CORNER T35
CODE S35T35



┆ 500 ✓ 500 ┆ 20 2,▲ kg

3-WAY CORNER T36
CODE S35T36



┆ 500 ✓ 500 ┆ 220 2,▲ kg

3-WAY CORNER T37
CODE S35T37



┆ 500 ✓ 500 ┆ 220 2,▲ kg

3-WAY CORNER T38
CODE S35T38



┆ 500 ✓ 500 ┆ 220 2,▲ kg

3-WAY CORNER T39
CODE S35T39



┆ 500 ✓ 500 ┆ 220 3,▲ kg

4-WAY CORNER T42
CODE S35T42



┆ 500 ✓ 500 ┆ 500 3,▲ kg

4-WAY CORNER T43
CODE S35T43



┆ 500 ✓ 500 ┆ 500 3,▲ kg

4-WAY CORNER T47
CODE S35T47



┆ 500 ✓ 500 ┆ 220 3,▲ kg

5-WAY CORNER T51
CODE S35T51



┆ 500 ✓ 500 ┆ 500 3,▲ kg

3-WAY CORNER 33/34 Special
CODE S35 334sp



┆ 500 ✓ 500 ┆ 500 3,▲ kg




Half conical
SYS35 Trio and Quad M-8
Steel pin and clip
CODE S35 halfcon



Conical connector
SYS35 Trio and Quad
CODE GCON



Mushroom end conical
CODE S35mush



Book end - Trio and Quad custom angles
CODE S35TQ book



Tapered pin and retaining clip
CODE GP/S35 pin
CODE GP/S35 pin



Truss adapter - Ceiling supports
CODE S35Tbar
Compatibility 32-35mm tube
Wide apapter 220mm
Tensile load 100 kg
Screw plug M10



WALLBRACKET SYS35 Trio and Quad
CODE S35WALL



TRUSS CLAMPS 35MM

CODE S35SING

COMPATIBILITY	32-35mm
WIDE	30mm
TENSILE LOAD	75 kg
MAX SHEAR LOAD	30kg
RETAING SCREW	M10
SCREW PLUG	M8
TÜV APPROVED	YES
TENSILE STRENGTH	11,64 kN
ALUMINIUM	6061 T6
APPROVED	DIN 4113-1:1980 + A1: 2002 DIN 41136-2:2002, DIN V 4113-3:1999



TRUSS CLAMPS DOUBLE

CODE S35DOUBLE

COMPATIBILITY	32-35mm
WIDE	30mm
TENSILE LOAD	35 kg
MAX SHEAR LOAD	10kg
RETAING SCREW	32-35mm
SCREW PLUG	M8
TÜV APPROVED	YES
TENSILE STRENGTH	16,51 kN
ALUMINIUM	6061 T6
APPROVED	DIN 4113-1:1980 + A1: 2002 DIN 41136-2:2002, DIN V 4113-3:1999



Custom painted truss on request.