

FREE

## fasteners guide



Creative Ideas from Jo-Ann

more projects, tips & techniques at [Joann.com](http://Joann.com)®

## BASIC CLOSURES

Sew-on snaps and hooks & eyes are the most frequently used closures for fastening and finishing garments. Traditionally, fasteners have been hidden. Today fashion uses them on the outside, as key elements of the design.

### Hooks & Eyes hold finished edges together.

#### Traditional

- Hooks with round or straight eyes. Use round eyes where two edges meet and straight where two edges overlap.



#### Specialty

- Wide and Sturdy. Use on lapped waistbands of skirts and pants.

#### Coat

- Large size for use on coats and jackets

#### Covered

- Thread-covered for fur and deep-pile fabrics.

#### Jumbo

- For bulkier fabrics, fleece and wool.

#### Bow Tie Set

- Makes a custom bow tie out of your choice of fabric.



### Sew-On Snaps hold overlapping edges together.

#### Traditional


- Guide holes ensure alignment.

#### Nylon

- Clear snaps blend with fabric color.

#### Snap Tape

- For children's clothing, shirt closures, pillow and duvet covers.



### Magnetic Snaps

- Use to secure opening on purses, bags or totes.



4-PART SNAP FASTENERS

Several styles, applied with special tools or pliers and contain 4 parts.

Snap Fasteners

- Open-ring metal snaps for children’s wear.



Pearl Snap Fasteners

- Metal snaps with decorative pearls for blouses, shirts and western wear.



Heavy Duty Snap Fasteners

- Decorative metal snaps with long prongs for heavy and bulky fabrics.



Color Snaps

- Plastic snaps with metal prongs for children’s wear, blouses and shirts.



Heavy Duty Snaps

- Strong metal snaps for jackets, coats, ski wear and boat covers.



Mini Anorak Snaps


- Brushed-finish metal snaps for dresses, vests, jackets and coats.



TOOLS FOR APPLYING 4-PART SNAP FASTENERS

Tool Item Number	Applies
#16K or #16P	Snap Fasteners
#16P	Pearl Snap Fasteners
#981T	Heavy Duty Snap Fasteners
#3 or #24P	Heavy Duty Snaps

Heavy Duty Snap Pliers & Tools



Color Snap Tool

Snap Fastener Pliers

Snap Fastener Tool

Mini Anorak Snap Tool

EYELETS & GROMMETS

The terms eyelet and grommet are used interchangeably. Eyelets and grommets are round metal 1- or 2-piece reinforcements for holes in fabric, plastic and paper. They can be either functional or decorative.

- Use small eyelets for belts, drawstrings, laced closures, tote bags and decorative accents.
- Use large eyelets and grommets for window treatments, shower curtains, duffel bags and tarps.

The size indicates the inside diameter of the opening of the eyelet or grommet.

Eyelets

5/32" One-Piece

1/4" Two-Piece

7/16" Two-Piece

Grommets

3/8" Two-Piece

TOOLS FOR APPLYING EYELETS AND GROMMETS

Tool Item Number	Applies
#574	5/32" and 1/4" Eyelets
#659-35, #659-65	1/4" Eyelets
#660, #660-65	7/16" Extra-Large Eyelets
#1P	3/8" Grommets

5/32" Eyelets



1/4" Eyelets



7/16" Eyelets



3/8" Grommets



Grommet Pliers



Eyelet Pliers



Eyelet Tools



## SCREW TOGETHER GROMMETS

Heavy duty metal two-part grommets fit together and are secured by small screws. The grommets add a professional finish and decorative accent to clothing, belts, bags, totes, and purses.

- Available in 15 mm, 35 mm and 45 mm sizes.



## LOCKS

Decorative and functional metal hardware often found on bags, purses, wristlets, backpacks, belts, etc.

### Turn Lock

- Locking closure to keep openings closed and secure.



### Press Lock

- Push-in closure designed to secure flaps and straps.



### Flip Lock

- Flip-down locking latch closure to keep openings closed and secure.



## HOOKS & FOBS

### Swivel Hooks

- Attach to D-Rings to create detachable straps or internal hooks on bags and totes.
- Use with parachute cord to create key chains, bracelets and other craft projects.



### Carabiner

- Metal loop with spring action opening.
- Use to clip two objects together.



### Key Fob Hardware Set

- Design and make your own key fob or lanyard.
- Use with belting, fabric, elastic, ribbon or a combination of materials.



## BUTTONS

**Cover Buttons** are used to make half ball fabric-covered shank buttons.

### Aluminum: 1/2" to 1 1/2" Diameter

- Smooth underside with shank attached to button back.
- Tools are required for covering.

### Brass: 7/16" to 1 1/2" Diameter

- Shank is attached to button cover for added strength.
- Teeth on underside of button grip fabric so tools are not required.

### Jeans and Dungarees Buttons

- No-sew closures for jeans, side openings of overalls and sportswear.
- The design on jeans buttons coordinates with the buckle buttons for overall side closures.

## BUCKLES

### Overall Buckles

- Buckles with no-sew jeans buttons for overalls and jumpers.
- Hammer required for button application.

### Vest Buckles


- For fitting and cinching back ties on vests.

### Slide Buckle Set

- Adjustable metal buckle used with belting, elastic or fabric.
- Includes two belt tips.

### Parachute Buckles


- Plastic buckles for belts, luggage, sporting equipment and tote bags.



## RINGS & ADJUSTERS

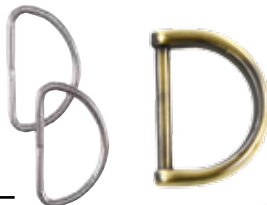
### Plastic Rings

- Most commonly used for home decor.
- Use 1/2" for the back of Roman, Austrian and balloon shades.
- Use larger sizes for cafe curtains and tiebacks.
- Available 1/2" to 1 1/2".



### D-Rings

- Make adjustable ties, belts, straps and purses.
- Use as decorative accents on pillows and home décor projects.
- Available 3/4" to 2".



### Slide Adjusters

- Use to make strap lengths adjustable for a perfect, comfortable fit.
- For straps on bags, tote, purses, suspenders and pet collars.



## TAB CLOSURES

- Accent skirts, garments or other accessories.
- Pre-stitched faux leather.



## TOGGLES

- Wood buttons and faux leather tabs with pre-punched stitching holes.
- Use on coats, sweaters, bags/totes and other decorative projects.



## GARMENT FINISHING

### Rivets

- Small metal accents reinforce pocket corners on jeans, overalls and jackets.



### Belt Tips

- Metal tips encase raw edges of webbing, strapping, ribbon and fabric for a finished appearance.



### Cord Stops

- Use on drawstrings in waistlines, pants hems, jackets and bags to prevent cord ends from slipping into casings.



### Suspender Slides

- Use to adjust length of straps for a perfect fit.
- Slides keep suspender straps in place and secure.



### Mitten Clips

- For making suspender, mitten and pacifier clips.



Courtesy of Dritz

Please read and follow all manufacturers' instructions for all tools & materials used. Provide adult supervision if children participate in this project.  
#047-8638

©2016 Jo-Ann Stores, LLC

**JOANN**  
fabric and craft stores®