

FDA Class II
Medical Device¹



PRIDE[®]
MOBILITY
LIVE YOUR BEST[®]

TRAVEL/SCOOTER COLLECTION



4-5

Zero Turn 8¹ / Zero Turn 10¹

6-7

Go-Go[®] Endurance Li¹

8-9

iRIDE[®]

10-11

Go-Go Elite Traveller^{®1} /
Go-Go[®] Sport¹

12-13

Go-Go[®] Folding Scooter¹ /
Go-Go[®] LX with CTS Suspension¹

14-15

Go-Go[®] Ultra X¹ / Go-Go[®] ES 2¹

16-17

Revo[®] 2.0¹ / Victory[®] LX Sport¹

18-19

Raptor / Victory[®] 10.2¹

20-21

Victory[®] 10¹ / Victory[®] 9¹

22-23

Maxima¹ / Accessories

“

MY PRIDE SCOOTER HAS
BEEN A LIFESAVER
FOR ME. I COULD NOT
DO LIFE WITHOUT IT.

— Etta G.,
White Plains, NY

ZERO TURN8¹

Your mobility has turned a corner with the Zero Turn 8, an innovative scooter equipped with *iTurn Technology™*, enabling you to maneuver this scooter through small spaces and around tight corners! Plus, enjoy full lighting, plenty of storage and a USB charger.



Up To
13.1
Miles Per Charge at 200 lbs.

37.25"
Turning Radius

Up To
5.9mph
Maximum Speed

325lbs.
Weight Capacity



FDA Class II Medical Device¹

Sapphire Blue

Pewter

Pearl White

Black Onyx

Green Moonstone

Fire Opal



Up To
21.2
Miles Per Charge at 200 lbs.

43"
Turning Radius

Up To
7.3mph
Maximum Speed

400lbs.
Weight Capacity



FDA Class II Medical Device¹

ZERO TURN10¹

The Zero Turn 10 can traverse the most beautiful, out-of-reach places and move seamlessly through doors and hallways in your home. This scooter combines powerful dual motors and two-wheel drive with revolutionary turning technology. Let the Zero Turn 10 carry you to places unknown.

Candy Apple Red

Ocean Blue
(Matte)

Pearl White

Black¹¹
(Matte)



GOGO^{®1} ENDURANCE Li

With the Go-Go[®] Endurance Li, traveling has never been easier! This 4-wheel scooter has everything you need for a safe and convenient trip. With the standard 8AH airline-compliant lithium battery pack, the Go-Go Endurance is perfect for air travel. Feather-touch disassembly provides the portability you need.



Up To
14.4
Miles Per Charge
(16AH* MAXX Battery Pack)

48.25"
Turning Radius

Up To
4.2mph
Maximum Speed

325lbs.
Weight Capacity


FDA Class II Medical Device¹

*16 AH battery pack does not meet airline requirements.

Garnet Red (matte)

Euro Grey

Interchangeable Shrouds



THE LITHIUM ION ADVANTAGE



16 AH¹³ MAXX battery box

140%
FASTER
CHARGING TIME

60%
LIGHTER
WEIGHT

300%
LONGER
BATTERY LIFE CYCLE

- SUSTAINED POWER PERFORMANCE
- MORE USEABLE ENERGY
- SMART BATTERY PROTECTION



LONGER
LIFE

PORTABLE POWER. LITHIUM ION.

iRIDE®

Journey far and wide with the iRIDE®! This ultra-lightweight scooter is super portable and perfect for traveling. Equipped with both a manual hand brake and supplemental foot brake, the iRIDE delivers a safe and comfortable ride!



Up To
12.7
Miles Per Charge at 200 lbs.

33.5"
Turning Radius

Up To
3.7 mph
Maximum Speed

250 lbs.
Weight Capacity

Non-Medical Device

Raspberry

Mango

Arctic Ice

Blackberry





GOGO¹ ELITE TRAVELLER[®]

Every day is a new adventure with the Go-Go Elite Traveller[®], an exceptionally stable and maneuverable travel scooter. With easy disassembly and a convenient storage basket, the Go-Go Elite Traveller[®] keeps up with your active life!



Up To
9.75
Miles Per Charge

44"
Turning Radius

Up To
4mph
Maximum Speed

300lbs.
Weight Capacity

FDA Class II Medical Device¹

Also available in 3-wheel. Please see back two pages for specs.

Red

Blue

Interchangeable Shrouds



Up To
12
Miles Per Charge

50.5"
Turning Radius

Up To
4.7mph
Maximum Speed

325lbs.
Weight Capacity



GO GO[®] SPORT

It's time to make your mark on this world! The Go-Go[®] Sport offers simple disassembly and an ergonomic delta tiller, perfect for one-handed operation. Enjoy the versatility of this sporty scooter, as well as bright LED lighting.

Also available in 3-wheel. Please see back two pages for specs.

FDA Class II Medical Device¹

Red

Blue

Interchangeable Shrouds



GOGO^{®1} FOLDING SCOOTER

With the Go-Go[®] Folding Scooter, the world is at your fingertips! With a unique folding design, this scooter folds in just three simple steps and fits easily in a closet, corner or vehicle trunk! Enjoy full lighting and speeds up to 4 mph.



Arms are an optional add-on.

Up To
13
Miles Per Charge

32"
Turning Radius

Up To
4mph
Maximum Speed

250lbs.
Weight Capacity

FDA Class II Medical Device¹

White



Up To
6
Miles Per Charge

33.5"
Turning Radius

Up To
4.4mph
Maximum Speed

300lbs.
Weight Capacity



GOGO®¹
LX WITH CTS SUSPENSION

There's smooth, and then there's the Go-Go® LX with CTS! This scooter has revolutionary suspension for the smoothest, most comfortable ride. From the park to your backyard, this feature-rich scooter offers best-in-class ride quality.

FDA Class II Medical Device¹



Red

Blue

Interchangeable Shrouds

Orion Yellow

Onyx Black

Pearl Pink

Sunburst Orange

Optional

GOGO^{®1} ULTRAX

Enjoy worry-free travel with the Go-Go[®] Ultra X, an ultra-compact scooter that is simple to disassemble. Ride in comfort and style with the foldable swivel seat and keep your personal items handy with the front basket.



Up To
8.9
Miles Per Charge at 200 lbs.

52.25"
Turning Radius

Up To
4.1mph
Maximum Speed

300lbs.
Weight Capacity

FDA Class II Medical Device¹

Also available in 3-wheel. Please see back two pages for specs.

Black



Up To
6.24
Miles Per Charge

31"
Turning Radius

Up To
4mph
Maximum Speed

250lbs.
Weight Capacity



Get ready to go with the Go-Go® ES 2 Scooter! Compact and lightweight, this scooter has two speed settings for ultimate versatility, whether you are indoors or outdoors. It's perfect for errands and quick trips! Plus, a front basket provides plenty of storage space.

FDA Class II Medical Device¹

Black



REVO[®] 2.0¹

Robustly rugged meets brilliant convenience. With the Revo[®] 2.0, there is nothing you can't handle! This tough and dependable scooter has powerful suspension for a smooth ride, yet easily disassembles for full portability.



Up To
17.8
Miles Per Charge at 200 lbs.

52"
Turning Radius

Up To
5.2mph
Maximum Speed

400lbs.
Weight Capacity

FDA Class II Medical Device¹

Also available in 3-wheel. Please see back two pages for specs.

Grey Street

True Blue



Up To
19.7
Miles Per Charge at 200 lbs.

61.25"
Turning Radius

Up To
8.6mph
Maximum Speed

400lbs.
Weight Capacity



VICTORY[®] LX_{SPORT}¹

You're active and always on the go. You need a scooter that is up to the task! Appeal to your sporty side with the **Victory[®] LX Sport**. Enjoy premium suspension, bright lighting and other sophisticated features, all in one sporty package.

FDA Class II Medical Device¹

Candy Apple Red

True Blue





Do you have the need for speed? The Raptor drives at speeds up to 14 mph. Equipped with a regenerative braking system, ample storage and complete LED lighting, the Raptor appeals to the adventurer within you!



Up To
31
Miles Per Charge at 220 lbs.

60"
Turning Radius

Up To
14mph
Maximum Speed

400lbs.
Weight Capacity

Non-Medical Device

Matte Black with Optional Inserts

True Blue

Candy Apple Red

Green Machine

Lemon Crush

Pink Topaz

Evolution Orange

Matte Black

Optional Inserts



Up To
13
Miles Per Charge

45"
Turning Radius

Up To
5.2mph
Maximum Speed

400lbs.
Weight Capacity



FDA Class II Medical Device¹

VICTORY® 10.2¹

Embrace your potential! The Victory® 10.2 is fully loaded with style and advanced features, including frosted LED headlights and an integrated storage space with cup holder. Drive at speeds up to 5.2 mph and see what life has in store for you!

Candy Apple Red

*Ocean Blue
(Matte)*



VICTORY 10¹

Versatility knows no bounds with the Victory® 10. Enjoy simple disassembly with one hand and drive up to 16 miles on a single charge. You won't miss a beat with this scooter, which includes a bright LED headlight. Anything is possible with the Victory® 10!



Up To
15.5
Miles Per Charge

54"
Turning Radius

Up To
5.3mph
Maximum Speed

400lbs.
Weight Capacity

FDA Class II Medical Device¹

Also available in 3-wheel. Please see back two pages for specs.

Candy Apple Red

Viper Blue



Up To
13
Miles Per Charge

51.5"
Turning Radius

Up To
5.3mph
Maximum Speed

300lbs.
Weight Capacity



VICTORY® 9¹

Sophisticated and stylish, the **Victory® 9** is everything you could want in a scooter. The delta tiller lets you operate the scooter with a single hand. Enjoy easy disassembly and plenty of lighting with the LED headlight.

Also available in 3-wheel. Please see back two pages for specs.

FDA Class II Medical Device¹

Candy Apple Red



MAXIMA¹

The new Maxima is better than ever! The all-new infinite position lever makes it easier to adjust the tiller. Experience the comfort of a new high-back, depth adjustable limited recline seat that swivels for easier access. The Maxima scooter comes standard with front and side bumpers, a USB charger and full LED lighting!



Up To
19.5
Miles Per Charge

53"
Turning Radius

Up To
5.8mph
Maximum Speed

500lbs.
Weight Capacity

FDA Class II Medical Device¹


Also available in 3-wheel. Please see back two pages for specs.

Garnet Red
(Matte)

Ocean Blue
(Matte)



ACCESSORIES



1. Cane Clip Attachment | 2. Cup Holder | 3. Under Seat Storage | 4. Single OR Double Cane Holder | 5. XLR USB CHARGER
6. Rear Basket | 7. Oxygen Holder | 8. Ram® X-Grip Cell Phone Holder | 9. Wishbone Crutch Holder | 10. Lap Belt | 11. Saddlebag
12. Walker Holder | 13. Rearview Mirror | 14. Weather Cover | 15. Military Patches | 16. Safety Flag



MY PRIDE SCOOTER IS
SIMPLE TO OPERATE
AND A BREEZE TO TRANSPORT.
I TAKE MY SCOOTER EVERYWHERE
WITH ME. PRIDE SCOOTERS HAVE
GIVEN ME MY LIFE BACK!

— Sandy M.,
Homer Glen, IL







PRIDE[®]
MOBILITY
SCOOTERS



MODEL NAME / NUMBER	ZERO TURN 8 ¹ / JAZZY ZTS	ZERO TURN 10 ¹ / S7102T	GO-GO [®] ENDURANCE Li ¹ / S54LXLIT	IRIDE [®] / S25	GO-GO ELITE TRAVELLER ¹ / SC40E (3W), SC44E (4W)	GO-GO [®] SPORT ¹ / S73 (3W), S74 (4W)	GO-GO [®] FOLDING ¹ / S19WH1003 (SLA) S19WH1004 (Lithium Ion)	GO-GO [®] LX WITH CTS ¹ / S50LX	GO-GO [®] ULTRA X ¹ / SC39 (3W), SC49 (4W)
WEIGHT CAPACITY	325 lbs.	400 lbs.	325 lbs.	250 lbs.	300 lbs.	325 lbs.	250 lbs.	300 lbs.	300 lbs.
MAXIMUM SPEED ²	Up to 5.9 mph	Up to 7.3 mph	Up to 4.2 mph	Up to 3.7 mph	Up to 4 mph	Up to 4.7 mph	Up to 4 mph	Up to 4.4 mph	3W: Up to 4.3 mph 4W: Up to 4.1 mph
GROUND CLEARANCE ^{3,8,9}	1.3" at motor, 1.5" at anti-tip, 3.5" (side deck)	2" at motor 3" at mid-frame	1.5" at motor 3.23" at deck	1.3" at mid-frame	1.38" at motor, 0.75" at anti-tip, 2.25" at mid frame	1.5" at motor, 0.75" at anti-tip	2.3"	1.5" at motor / 0.75" at anti-tip	1.25" at motor 3.23" at deck
TURNING RADIUS ³	37.25"	43"	48.25"	33.5"	3W: 33" 4W: 44"	3W: 36" 4W: 50.5"	32"	33.5"	3W: 36.5" 4W: 52.25"
OVERALL LENGTH/ WIDTH ^{3,7}	45.75" / 20.75"	48" / 24.25"	42"/20.5"	38"/ 19.25"	3W: 37" 4-W: 39.5" / 19.5"	3W: 42" 4W: 43" / 21.25"	37" / 19"	39.75"	40.25" / 19.25"
SEAT-TO-GROUND HEIGHT	22" - 23.5"	23.25" - 24.75"	21.25"-22.75"	18" - 20"	18.25"-20.25"	20.5" - 22"	20.5"	20.75" - 22.25"	21.5 - 23"
SEAT-TO-DECK HEIGHT	17" - 18.5"	17.75"-19.25"	16.25"-17.75"	8.75" - 10.75"	15.75"-17.25"	17" - 18"	13"	16.25" - 17.75"	16.5"-18"
FRONT WHEELS (TIRES)	2"x7" solid	9" solid	2" x 8" solid	6.5" solid	3W: 2" x 8" solid 4W: 2" x 7" solid	3W: 3" x 8" solid 4W: 3" x 9" solid	1.5" x 7" solid	2" x 8" solid	2" x 8" solid
REAR WHEELS (TIRES)	2.5"x9" solid	10.75" solid	2" x 8" solid	6.75" solid	2.5" x 8" solid	3" x 9" solid	2" x 8" solid	2.5" x 8" solid	2.5" x 8" solid
SUSPENSION	Front and rear (CTS)	Front and rear (CTS)	Front and rear (CTS)	N/A	N/A	N/A	N/A	Front and rear (CTS)	N/A
RANGE PER CHARGE ⁵	Up to 11 miles (at 325 lbs.) Up to 13.1 miles (at 200 lbs.)	Up to 15.9 miles (at 400 lbs.) Up to 21.2 miles (at 200 lbs.)	Up to 7.2 miles (8 AH) Up to 14.4 miles at 200 (16 AH)	Up to 10.3 miles at 250 lbs. Up to 12.7 miles at 200 lbs.	3W: Up to 7.25 miles (12 AH) 4W: Up to 6 miles (12 AH) 3W: Up to 10.5 miles (18 AH) 4W: Up to 9.75 miles (18 AH)	3W: Up to 12.75 miles 4W: Up to 12 miles	Up to 13 miles (lithium ion) Up to 9.3 miles (sealed lead acid)	Up to 6 miles	3W: Up to 8 miles (200 lbs.) 3W: Up to 6.2 miles (300 lbs.) 4W: Up to 8.9 miles (200 lbs.) 4W: Up to 6.6 miles (300 lbs.)
HEAVIEST PIECE ³	48 lbs. (rear section)	75 lbs. (front section)	40.75 lbs. (front section)	32 lbs. (base only)	3W: 29.5 lbs. (front section) 4W: 34 lbs. (front section)	3W: 35.75 lbs. (front section) 4W: 44 lbs. (front section)	51 lbs. (unit does not disassemble, unit weight without battery pack)	33 lbs. (front section)	3W: 29.5 lbs. (front section) 4W: 34.5 lbs. (front section)
STANDARD SEATING	Type: Compact, foldable Weight: 27 lbs. Material: Black vinyl Dimensions: Width: 17", Depth: 17", Back height: 14"	Type: Foldable, deluxe contour Weight: 34 lbs. or Foldable, compact Weight: 30 lbs. Material: Black vinyl Dimensions: Width: 18", Depth: 17"	Type: Compact, foldable Weight: 23 lbs. Material: Black vinyl Dimensions: 17"x17", 20"x18"	Type: Compact, removable Weight: 10 lbs. Material: Molded plastic Dimensions: 14.75" x 13.5"	Type: Compact, foldable Weight: 23 lbs. Material: Black vinyl Dimensions: Width: 17", Depth: 17"	Type: Compact, foldable Weight: 23 lbs. Material: Black vinyl Dimensions: Width: 17", Depth: 17"	Type: Compact, foldable Material: Gray vinyl Dimensions: Width: 16", Depth: 13"	Type: Compact, foldable Weight: 23 lbs. Material: Black vinyl Width: 17", Depth: 17"	Type: Compact, mesh, foldable Weight: 23 lbs. Material: Black vinyl Dimensions: Width: 17", Depth: 17"
DRIVE SYSTEM	24-volt DC motor, rear-wheel drive, dual in-line	24-volt DC motor, rear-wheel drive, dual in-line	24-volt DC motor, sealed transaxle	36 volt brushless hub motor	24-volt DC motor, sealed transaxle	24-volt DC motor, sealed transaxle	4-Pole 270w	24-volt DC motor, sealed transaxle	24-volt DC motor, sealed transaxle
BRAKING SYSTEM	Regenerative and electro-mechanical	Regenerative and electromechanical	Regenerative and electro-mechanical	Manual, dual disc	Regenerative and electromechanical	Regenerative and electromechanical	Regenerative and electromechanical	Regenerative and electromechanical	Regenerative and electromechanical
BATTERIES ^{4,13}	(2) 22 AH	(2) 40 AH	8 AH ¹³ lithium ion battery pack or 16 AH ¹² lithium ion battery pack (optional)	(1) 36 volt, 5.2 AH lithium ion ¹³	(2) 12 AH (standard) or (2) 18 AH (optional)	(2) 18 AH	(2) 12 AH (standard, sealed lead acid) or (1) 11.5 AH (optional, lithium ion) ¹³	(2) 12 AH	(2) 12 AH
BATTERY WEIGHT ^{5,6}	32 lbs. (battery box), 13.5 lbs. each	30.25 lbs. each	8 lbs. (8 AH); 12 lbs. (16 AH)	4.5 lbs.	9 lbs. each (12 AH), 20 lbs. per battery pack 14 lbs. each (18 AH), 29.5 lbs. per battery pack	14 lbs. each 29.5 lbs. per battery pack	9 lbs. each (12 AH), 5 lbs. (11.5 AH)	9 lbs. each (12 AH), 20 lbs. per battery pack	9 lbs. each 20 lbs. per battery pack
BATTERY CHARGER	Off-board, 3.5 amp	Off-board, 3.5 amp	Off-board, 3.5 amp (lithium ion) ¹³	36 volt lithium, off-board	Off-board, 2 amp	Off-board, 2 amp	Off-board, 2-amp (sealed lead acid) or Off-board, 2.5-amp (lithium ion) ¹³	Off-board, 2 amp (12 AH)	Off-board, 2 amp
HCPCS CODES	K0899*	K0899*	K0899*	N/M (non-medical)	K0800 (Group 1, Standard)	K0801 (Group 1, Heavy Duty)	K0899*	K0899*	K0899*
WARRANTY	Frame: lifetime limited Drivetrain: 2-year limited Electronics: 2-year limited Batteries: 6-month limited	Frame: lifetime limited Drive motors: 2-year limited Electronics: 2-year limited Batteries: 6-month limited	Frame: lifetime limited Drivetrain: 2-year limited Electronics: 2-year limited Batteries: 2-year limited	Frame: 2-year limited Drivetrain: 1-year limited Electronics: 1-year limited Battery: 6-month limited	Frame: lifetime limited Drivetrain: 2-year limited Electronics: 2-year limited Batteries: 6-month limited	Frame: lifetime limited Drivetrain: 2-year limited Electronics: 2-year limited Batteries: 6-month limited	Frame: 2-year limited Drivetrain: 2-year limited Electronics: 1-year limited	Frame: lifetime limited Drivetrain: 2-year limited Electronics: 2-year limited Batteries: 6-month limited	Frame: lifetime limited Drivetrain: 2-year limited Electronics: 2-year limited Batteries: 6-month limited

PRIDE®

MOBILITY
LIVE YOUR BEST®

(US) 800-800-8586 | (CAN) 888-570-1113 | pridemobility.com |    

1. Pride® FDA Class II Medical Devices are designed to aid individuals with mobility impairments.
2. Varies with user weight, terrain type, battery amp- hour (AH), battery charge, battery condition and tire condition. This specification can be subject to a variance of (+ or -) 10%.
3. Varies with user weight, terrain type, battery amp- hour (AH), battery charge, battery condition and tire condition. This specification can be subject to a variance of (+ or -) 10%.
4. Due to manufacturing tolerances and continual product improvement, this specification can be subject to variance of + or - 3%.
5. Deep cycle (AGM or gel cell type recommended).
6. Tested in accordance with ANSI/RESNA, WC Vol 2, Section 4 and ISO 7176-4 standards. Results derived from theoretical calculations based on battery specifications and drive system performance. Test conducted at maximum weight capacity.
7. Battery weight may vary based on manufacturer.
8. Width of base (not including seat).
9. Does not account for anti-tip clearance.
10. At midframe.
11. Product is available exclusively to Authorized Pride Brick & Mortar Providers. No internet sales are permitted. Available in store only. Other conditions apply.
12. Does not meet airline requirements.
13. Transport of this item on commercial aircraft is subject to federal regulations and airline policy. Please consult your airline prior to your flight to ensure your item and its lithium ion battery are permitted.

NOTE: All specifications subject to change without notice.

The information contained herein is correct at the time of publication; we reserve the right to alter specifications without prior notice. Speed and range vary with user weight, terrain type, battery charge, battery condition and tire pressure. Due to manufacturing tolerances and continual product improvement, length, width, turning radius and ground clearance can be subject to variance of + or - 3%. Dimensions listed are for scooter only. Overall measurements will vary based on seating and accessory selections.

N/M: This product is not a medical device and is not intended to assist, treat, diagnose, or alleviate any medical condition or disability.

*K0899 – power mobility device, not coded by dme pdac or does not meet criteria

**Not all accessories are available for all products. Please speak with your Provider for details and availability.

HCPCS codes provided should not be considered as legal advice and do not guarantee reimbursement. DME providers are responsible for determining appropriate billing codes when submitting for insurance reimbursement.

