

Feather River Doors Training Document

2016



Feather River Programs: Exterior, Interior, and Patio

Fiberglass Exterior Doors Full Program Offering
Puertas exteriores de fibra de vidrio

Welcome Home.

MAHOGANY WOODGRAIN
OAK WOODGRAIN
SMOOTH
Grano de madera de caoba
Grano de madera de roble
Liso

FeatherRiver
THE HOME DEPOT

Smooth Fiberglass Doors EASY SELECTIONS
Puertas lisas de fibra de vidrio Selecciones Fáciles

Value Priced Beautiful Exterior Door Systems
Sistemas hermosos de puertas exteriores por un gran precio.

EASY TO SELECT
EASY TO PRICE
READY TO INSTALL
Fácil de escoger
Fácil de cotizar al precio
Listo para instalar

FeatherRiver
THE HOME DEPOT

Wood Interior Doors
Puertas interiores de madera

DECORATIVE, PRIVACY & TEXTURE GLASSES
8 BEAUTIFUL WOOD SPECIES
Ventanas para privacidad, privacidad y decoración.
Ocho especies hermosas de madera

FeatherRiver
THE HOME DEPOT

Fiberglass Patio Doors Full Program Offering
Puertas para patio de fibra de vidrio

OAK WOODGRAIN
SMOOTH
Grano de madera de roble
Liso

FeatherRiver
THE HOME DEPOT



Feather River Fiberglass Door Types:



Mahogany Woodgrain:
Pre-Finished Only:
Chestnut, Chocolate, Cherry
Pre-Painted White



Oak Woodgrain:
Pre-Finished: Walnut, Medium, Light
Custom Pre-Painted: 14 Colors
Unfinished (Limited): Stain or Paint



Smooth:
Unfinished: Ready to Paint
Custom Pre-Painted: 14 Colors
Easy Select Pre-Paint: 4 Colors



Feather River Fiberglass: Available Finishes



Mahogany Woodgrain:

- Stain: Cherry, Chocolate, Chestnut
- Pre-Painted White (Limited Selection)



Oak Woodgrain:

- Stain: Light Oak, Medium Oak, Walnut
- Oak Unfinished Limited)- DIY Stain or Paint or Pre-Paint
 - DIY Stain: Can use Oil, Gel, or Water

Note: Mahogany and Oak Woodgrain Color Chip Samples available on HD.Com (Mahogany 3 Pack or Oak 3 Pack of each Stain Finish)



All Colors available via code in Behr paint matching system

Custom Pre-Paint: 14 Colors

- Oak Woodgrain and Smooth
- Why Feather River Pre-Paint:
- 2 Coats of top coat paint, Oven cure between finishes
 - Durable Baked on Finish

Costs associated with Homeowner painting a door:
1 Gallon of paint, Brushes, Prep Material, Time
Time+Money= Savings

New Easy Select: 4 Colors

- Smooth Only/ Limited Options
- Lower Price Point
- Quicker Lead Time



Available in fourteen Custom pre-painted colors.
Disponibles en catorce colores personalizados pre-pintados.

ES Available in four Easy Select pre-painted colors.
Disponibles en cuatro colores "Easy Select" pre-pintados.

Feather River: Easy Select Pre-Paint Program



New Easy Select Pre-Paint Program

- 4 Colors: Pure White, New- Red Wine, Rookwood Green, Tricorn Black
 - Colors represent 70% of current paint program sales (White= 40% of sales)
- Smooth Fiberglass Only:
 - Doors:
 - Full Lite(36/32/30),Half Lite(36/32),3/4 Oval(36/32),C-Arch(36/32),Craftsman 2-Panel(36/32/30),Craftsman 3-Panel(36/32),Craftsman Arch(36/32),Fanlite(36/32/30),6-Panel(36/32),Craftsman Panel(36/32).
 - Sidelights:
 - Full Lite(14/12/10),240(14/12),230(14/12)
- Jamb Options:
 - Primed Pine, Unfinished PVC, and New Pre-Colored matching PVC Jamb (4-9/16", 5-1/4", 6-9/16"; 2.5" Mullion)
- Options: Just the basics- No Cutdowns, No Two Tone Option, Standard Bore
- Lower Price Points vs. Custom Pre-Paint Program
- Quicker Lead Times vs. Current Custom Program
 - 14 to 28 Days vs. 28 to 35 Days

Look for the Easy Select Pre-Paint Icon



WHY FIBERGLASS:



Fiberglass Door Panel



LVL Stiles with Composite Edge



Molded in Lite Opening



Ball Bearing Hinge



Sill Key™ System



Composite Bottom Rail with Door Sweep & Composite Adjustable Threshold

Curb Appeal:

- Woodgrain Fiberglass Panels Emulate the Warmth of Real Wood along with a Hand Stained Finish for that True Wood Door Look. Smooth Fiberglass Panels Emulate the Look of Steel with Crisp Design and can be Painted to Match any Homes Décor.
- All Doors have High Definition Panel Embossments for Elegant Curb Appeal and Most Designs have Lite Frame and Stile Alignment (Architectural Correct)
- Decorative Door and Glass Designs to Make any Home the Crown Jewel of the Neighborhood
- Matching Caming, Sill, & Hinge Finishes for that Enhanced Look & Design

Durability/ Low Maintenance

- Fiberglass won't Dent, Rust, Rot, or Crack- Stands up to All Elements
- Sill Key™ to Jamb Kit Provides Protection against Jamb Rot
- Composite Adjustable Threshold and Sill Pads Limit Air & Water Infiltration for Superior Performance
- Ball Bearing Hinges Prevent Door Sag & Hinge Wear for Smooth Continued Operation
- Molded Open Design gives added Structural Performance and Limits Glass Lite Cut Out's
- Composite Stiles/Rails for the ultimate protection, LVL Stiles

Energy Efficient & Security

- Injected Polyurethane Foam Core
 - Up to 5X more Energy Efficient than Wood (Energy Star Qualified)
 - Note: Tax Credit for 2016/ Retro'd to 2015
- Triple Pane Safety Tempered/ Insulated Decorative Glass
- 16" Wood Lockblock for a Secure Lockset/Deadbolt Area
- Q-Lon Foam Compression Weatherstrip to Seal out Drafts

Limited Lifetime Warranty / 2 Year Finish Warranty



FEATHER RIVER IN STOCK KEY FEATURES vs. COMPETITION



Feather River Key Features:

- Ball Bearing Hinge: Reduces Hinge Wear/ Door Sag
- Sill Key System: Helps prevent against jamb rot by lifting jamb leg off subfloor and threshold area
- Composite Stiles/Rails w- LVL Stile: Full Non Rot Perimeter, LVL provides structural support
- Enhanced Graining/Embossment Detail vs. Competition: No comparison on the look and finish of our door vs. theirs
- Better In Stock Selection and Special Order Availability,
- Spring/ Fall Endcap Buys

LOWES (Benchmark by Therma-Tru)

- Standard Hinge/ Non Ball Bearing
- Standard Primed Jamb, No Rot Resistant Protection
- Wood Stiles, Composite Bottom Rail
- Outdated In Stock Assortment/ Higher Retail Price Points vs. Home Depot
- No Endcap Events

Menards/Mastercraft (Plastpro)

- Standard Hinge/ Non Ball Bearing
- Vinyl Wrapped Jamb, Vinyl veneer over “unprimed” jamb
- Composite Stiles/Rails
- Limited In Stock and Special Order Selection
- No Endcap Events, Some aggressive In Stock Sales Pricing



Exterior: 2014 New Program Items



2014: New Items

Mahogany Door Styles:

- Flush Glazed Full Lite Sidelights (Craftsman)
- 32"/30" Mahogany Craftsman Door

Metro Door Collection

- Smooth Only, Pre-Paint Available
- ### Expanded Obscure Glass and Sidelite Collection

Pet Door Collection




- 3 Sizes: 2 Dog(XL, Large) 1 Cat
- Smooth Only, Half Lite or Twin Lite Designs

Easy Selections(Old Express):

- Added Center Arch Doors

Jambs:

- PVC Unfinished Jambs
- Hand Stained Jambs- Oak Finishes



Exterior: Jamb Options- Unfinished PVC, Prime, and Clear

PVC Unfinished Jamb/Brickmold

- Size Availability: 4-9/16", 5-1/4", 6-9/16", 8-9/16"
- Custom/Rip Jamb Availability (1/8" Increments)
- Door w- Sidelites:
 - Continuous Head/Sill (Standard=2" Mullion and Box Construction Size= 2.5" Mullion)
 - Spread Mull Availability (Box Construction Setup, 1/2" to 3" spread per sidelite)

Low maintenance option- Full non-rot protection, Must be painted/maintained

Primed Wood Jambs:

- Phased out of Tan Primed Jambs, Only carry White Primed Pine Jambs.
 - Size Availability: 4-9/16", 5-1/4", 6-9/16". 8-9/16"
- Custom/Rip Jamb Availability (1/8" Increments)
- Door w- Sidelites:
 - Standard: Continuous Head/Sill (2" Mullion) and Box Construction Setup
 - Spread Mull Availability (Box Construction Setup, 1/2" to 3" spread per sidelite)
 - In Stock: We will still carry both at this time. Smooth= White/ Woodgrain= Tan

Must be painted/maintained, Sill Key provides rot resistant protection but jamb still could rot

Clear Pine Jambs:

- Still carry as a stainable or paintable option
- Size Availability: 4-9/16", 5-1/4", 6-9/16"
- Custom/Rip Availability, Standard- Continuous Head/Sill, Box Construction, and Box Construction w- Spread

Must be stained or painted/maintained, Sill Key provides rot resistant protection but jamb still could rot.

Staining- Tough to get a stain match to hand stained door finishes (Not like materials)



Exterior: Jamb Options- Pre-Colored and Hand Stained PVC

Expanded upon and improved current Pre-Colored and Hand Stained Jamb Offering in 2015

Pre-Colored PVC Jamb/Brickmold


- Will still be a complementary look to stain finish vs. hand stained match.
- Finish: Available in White along with Oak and Mahogany complimentary colors
- Size Availability: 4-9/16", 5-1/4", 6-9/16"
- Door w- Sidelites:
 - Continuous Head/Sill (Box Construction Size =2.5" Mullion)

Lowest maintenance option- Full non-rot protection,


Hand Stained PVC Jamb/Brickmold

- Jamb is best match to door stain finishes.
- Size Availability: 4-9/16", 5-1/4", 6-9/16"
- Finishes: All Oak and Mahogany Stain Finishes
- Door w- Sidelites:
 - Continuous Head/Sill (Box Construction Size =2.5" Mullion); Also have 2" Mullion in 4-9/16" Size Only

Low maintenance option- Full non-rot protection, Must be maintained- similar to stained door maintenance



Door Styles, Glass Designs to Fit any Configuration and Homes Decor



MyCD: Exterior Door Series

← → Entry Door Series



Standard Entry Door

- Features mahogany woodgrain, oak woodgrain, and smooth fiberglass doors
- Decorative glass with patina, zinc, or brass along with commodity glass options
- Standard with ball bearing hinges, composite stiles/ rails, and PVC jamb options



Impact Entry Door

- Reinforced fiberglass door skin in Mahogany, Oak, and Smooth
- Impact rated decorative and clear glass options with safety laminated glass
- Impact rated doors meet requirements for "HVHZ" areas in Florida




Easy Select Pre-Paint Doors

- Smooth Fiberglass available in 4 Standard Pre-Paint Colors
- Standard with PVC Jamb
- Quicker lead time vs. Custom Pre-Paint Program




Easy Selections Entry Door

- Smooth fiberglass that is ready to paint to match any home's décor
- Sapphire, Mission Pointe, and Rochester glass collections
- Value priced program with limited selection for easy ordering



Pet Door

- Smooth Fiberglass doors with flush bottom for secure pet door installation
- Decorative and Commodity Half Lite & Twin Lite glass styles available
- Air Seal pet doors available in extra large, medium and cat flap sizes



Metro Entry Door

- Smooth fiberglass doors available with pre-paint or unfinished options
- Obscure glass designs available in unique patterns for a modern feel
- Standard with ball bearing hinges, composite stiles/ rails, and PVC jamb options



- 20-Minute Rated Oak Woodgrain and Smooth Fiberglass 6-Panel Doors
- Comes prehung with 3- Brass tone spring hinges
- *Always check with local building codes for the correct product needed*

MyCD: Hard/Soft Limitations, Info Links Review with Customer (Old Soft Warnings)

Preston Silverdale Sweet Iris Torino

Pricing

- Wheelchair Accessible Sill (Mill Finish Only): \$37.00
- Base Price: \$20.00

Messages

- Please review swing choice for accuracy.
- Door(s) will be supplied with a brown U-shaped bottom weatherstrip.
- Astragal will be aluminum with unfinished mahogany veneer. Astragal comes with as standard size brass latch and deadbolt plate. These plates can be replaced with latch and deadbolt plates included with customer's lockset/handleset purchase.

Pricing

- Outswing: \$21.00
- Rip Jamb: \$31.00
- Base Price: \$966.00

Messages

- Please review swing choice for accuracy.
- Sill width will be 4-9/16"
- Custom Frame Depth allowed between 4-3/4" to 8-3/8" in 1/8" increments.

Hardware-Peepsite Prep Yes

Hardware-Mailslot Prep Yes

Hardware-Mailslot Size 2-11/16" x 11-1/2"

Reorder/Replacement

Reorder/Replacement

Initial PO Number (8 Digits)

Additional Order Information

Room Location Custom

Custom Room Location

Vendor Information

SKU



Pricing

- Mail Slot: \$19.00
- Peepsite: \$11.00
- Jamb Adder: \$152.00
- Base Price: \$841.00

Messages

- Please review swing choice for accuracy.
- This is a pre-colored composite jamb that is designed to "complement" the hand stained finish on the door. The jamb will not be a perfect match to the stain finish but will complement the overall look and natural beauty of the door.
- Peepsite height for cutdown doors will be adjusted appropriately (if applicable).

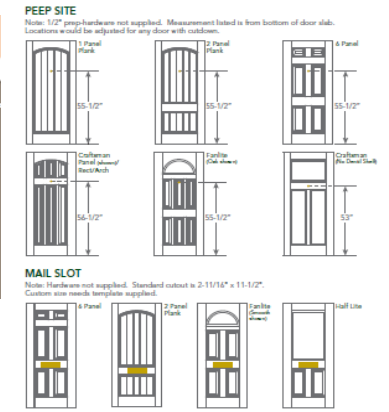


**Soft Limitation
Hard Limitation**

Info Link



Feather River PEEP SITE & MAIL SLOT SPECIFICATIONS



MyCD Helpful Hint: Door w/ Sidelite-Jamb Options

The screenshot shows the MyCD software interface for configuring a door. The window title is "CBQA - 9796". The main area displays "Unsavad Design - A1ATESTER APPARCH1014 - 9796 -... Quantity 1". On the left, there are several configuration panels:

- General Door Options:**
 - Door Type: Mahogany Woodgrain
 - Door Swing/Handing: Left Hand Inswing
 - Sill Type: Composite...
- Door Slab Options:**
 - Slab Type: Answers Differ
 - A1 Slab Type: With Glass
 - B1 Slab Type: (blank)
 - C1 Slab Type: With Glass
 - Slab Style: (blank)

The main drawing area shows a technical drawing of a door with a sidelite. The drawing includes dimensions: RO - 82 1/8 (height), 15 1/2" (width of the first section), 37 1/2" (width of the second section), 45 1/2" (width of the third section), and RO - 89 1/4 (total width). Below the drawing is a "Mull Unit" button and the instruction: "Click the drawing to select a unit. Press control to select multiple units." Below this is a "Door w/ Sidelite(s) Configuration" section with four options:

- Continuous Head & Sill(Standard Dim... (TBD)
- Continuous Head & Sill(Box Constructi... (TBD)
- Box Construction (TBD)
- Box Construction with Spread Mull (TBD)

Always remember to choose the correct Door w/ Sidelite(s) Configuration since this will limit the "Jamb Options" available when you are building a unit.

- Continuous Head/Sill Std Dimension= Wood, Unfinished PVC Jamb, and Hand Stained in 4-9/16" Only
- Continuous Head/Sill Box Dimension= Unfinished PVC, Pre-Colored PVC, and Hand Stained PVC
- Box Construction= Wood Jambs Only
- Box Construction/Spread Mull= Wood and Unfinished PVC Unfinished Only

MyCD Helpful Hint: Door w/ Transom

CBQA - 9796

Unsavad Design - A1ATESTER APPARCH1014 - 9796 -... Quantity 1

Reorder/Replacement No

Additional Order Information

Room Location Custom

Custom Room Location Front Door

Vendor Information

SKU

SKU 106270

Vendor Number 60065428

Customer Service 800-375-8120

WarrantyInfo FR-Exterior...

Catalog Version Date 11/21/2014

Wrapping

Wrapping/Casing Options

Mull Unit Click the drawing to select a unit. Press control to select multiple units.

The unit is complete. Continue modifying the unit or click an action below.

Quantity: 1

We still sell Transom's- Just not easy to find or build within MyCD.

Once you have built a completed door unit you must do the following:

- Click the "Mull Unit" button shown on the design above, this will start the process on adding a Transom
- Choose Top of Unit, this will then bring you to choosing the Transom Option for your configuration
- Once you choose the correct transom it will complete the unit setup and price out entire configuration including transom.

NOTE:

It is important that the Door Unit you created prior to adding a transom is the correct measurements and configuration to accept a transom. If not you will receive a lot of hard limitations that will make you go back in the door configuration to update until you receive the green check mark.

Transoms are only available for certain configuration setups, sizes, and glass collections. All transoms are only available with a primed jamb and standard continuous head & sill setup.

Customer Service can always quote transoms if needed.

Exterior Doors: Install-Care & Maintenance

- Installation Packets: Every door comes with Installation Packets attached to the door.
 - Stock Doors: Attached to Head Jamb Special Order: Attached to Jamb
 - Standard Installation Packet Includes:
 - Installation Instructions/ Care & Maintenance/ Warranty
 - Sill Pads, Security Screws, Screw Plugs
- Special Order: Also Includes the following
 - Pre-Finished Doors: Stain Pen or Putty Stick, Pre-Paint: Touch up Bottle
 - Double Doors: Astragal Plates/Grommet
 - Pre-Stained Doors: Touch up paint
 - PVC Jambs(Unfinished/Pre Colored): Screw Caps
 - Hand Stained PVC Jamb: Screw Caps

Care/Maintenance: Fiberglass doors are low maintenance but not maintenance free.

- Pre-Stained Doors/Jambs: Apply a polyurethane top coat with UV Inhibitors every 2-3 years to maintain a long lasting stain finish. If not applied the top coat will eventually break down and ruin the stain finish. Overhangs- Non Southern Exposures- Doors without Storm Doors will help extend the top coat from breaking down.
- Storm Doors: Vented Storm Doors are ok to install over Fiberglass Doors. Full View Storm Doors need to be vented(Top/Bottom to create air circulation). Heat buildup can possibly warp the door and deteriorate the stain/paint finish.

Other Items:


- Painted Doors: Make sure doors are painted and maintained as signs of wear are noticed.
- Jambs/Brickmold: Same applies, As wear is noticed jambs should be refinished(Stain or Paint) as well as re-caulked regularly to help maintain the life of the door. It is especially important to make sure all areas are properly caulked around the door to prevent any water leakage.
- Weatherstrip/Sweeps/Sill Pads: If you notice these items wearing down over time they should be replaced. These items are very simple to replace and can help maintain the life of the door as well as keep out air infiltration.



Feather River Website: www.featherriverdoor.com

DOOR BUILDER PAGE LAYOUT

EXTERIOR
FIBERGLASS DOORS



Example of Door Builder Start Page & Option Page once Door Style is already Configured, Prices Door Style and Options as you click through questions. Easy Selections Door Builder is also available.



Late 2015 New Interior and Patio Items

Interior Doors:

2014

- Full Lite Reed Pantry Door
- Full Lite Phoenix Patina
- Full Lite Cord

Late 2015

- More Obscure Full Lite Glass
- Reduce current mix of product
- Mission Profile- Prime 80"



Patio Doors:

- Flush Glaze Oak Woodgrain Unfinished
- Flush Glaze Smooth 3/4 Lite
 - Mini Blind, 6-Lite, 9-Lite, Clear
- Reduce current mix of product(Deco Doors)



Feather River Door Company Information

Feather River Door Vendor Information:
 Stock Vendor # : 65428, S/O #: 60065428

Prehanging Facility:
 Allentown PA

Customer Service Department:

Phone: (800)-375-8120; Fax: (800)-395-1996
 Hours: 8:30AM to 8:00PM(EST), Mon-Fri
 E-mail: frcontact@frdoors.com

Warranty Tech Line:

Phone: 1-(888)-533-2843 Hours: 9:00 AM to 8:00 PM(EST), Mon-Fri
 E-mail: warranty@featherriverdoors.com

Consumer Calls Direct to report warranty issue

Customer Info, PO #, Date of Purchase, Description of Door

Model #, Reason for Issue. (We sometimes request photos which aids in verifying or helping to determine the issue)

Stock Orders: Processed via CAR

- Order Day Once per Week(By Market), Twice for Higher Volume Mkts
- Order Minimum:
 - BYO 3,7,11,33: 5 Door Units (Jamb Kit Mkts: \$1500), BYO 1,5,12 (4 Door Units, \$1200 Jamb Kit Mkts)
- Stock and Special Order Lead Time:
 - BYO 3,18,24: 14 Calendar Days(Regular/Express Program), 28 Days Pre-Paint Program
 - BYO 1,7,11: 21 Calendar Days(Regular/Express Program), 35 Days Pre-Paint Program,
 - BYO 5,12: 28 Calendar Days(Regular/Express Program), 35 Days Pre-Paint Program,
- Confirmation/ Tracking:
 - Sent to COS E-mail everyday for any Open Order

Special Orders:

- All Special Orders need to be ordered through New MyCD Program
- If orders are placed on "Hold" Status, Lead-Time does not start until Feather River has a complete order
- Special Orders can be cancelled or modified 72 Hours after Order Entry Date(Will not accept verbal cancellations)

Feather River

To: Millworks Expeditor
 THE HOME DEPOT Store #0950

PO Number	Date	QUANTITY	Entered Date	Entered Date	Order	Year
0000000000	000000	000000	000000	000000		

***CONFIRMED - PO PROCESS COMPLETED WITH ESTIMATED SHIP DATE**

***If you do not see your PO listed above, contact us immediately.**
All the Hold items (POs) will still be received and shipped upon receipt.
DO NOT REPLY TO POs LISTED ABOVE.

888-375-8120 Fax: 800-395-1996 Email: frcontact@frdoors.com

RTV's:

- All Stock and Special Order Returns need to be Inspected by RTV; We will only issue credit on manufacturers defect or production error. Stock doors are sent back to RLC(RTV) Facilities for inspection.
- Customer Service/Service Rep will determine status for RMA: Destroy in Field or Returned to Feather River, Customer Service will also pick designated carrier for Return Goods
- Restock Charge for Special Orders- Not Available
- Freight/ Concealed Damage: Needs to be noted on Freight Bill or Reported within 48Hours of Delivery



OTHER USEFUL SPECIAL ORDER PROGRAM INFORMATION

FIBERGLASS EXTERIOR DOORS
DECORATIVE WOOD INTERIOR DOORS
FIBERGLASS PATIO DOORS



Feather River: Special Order Program & Options

- Feather River offers a Full Special Order Program Offering
 - Full Range of Door Configurations and Sizes(Width/Height)
 - Single Doors to Double Doors, Door w/ Sidelite(s) to Doors with Transoms
 - Door Widths/Heights:
 - 6/8 Height: 36", 34", 32", 30"; Sidelites: 14", 12", 10"
 - 7/0 Height: 36", Sidelites: 14"
 - Oak Woodgrain/Unfinished, Limited Offering
 - 8/0 Height: 36", 42"; Sidelites: 14"
- NOTE: Always utilize program Brochures to show Product Availability by Door Type/Glass/Size
- 3 Door Types: Mahogany, Oak, Smooth
 - Mahogany: 3 Stain Finishes(Chestnut,Chocolate,Cherry), Pre-Paint White
 - Oak: 3 Stain Finishes(Walnut,Medium,Light), Unfinished-Limited Selection, Custom Pre-Paint(14 Colors)
 - Smooth: Unfinished, Custom Pre-Paint(14 Colors), New Easy Select Pre-Paint(4 Colors)
- Door Styles and Glass Collections to Fit any Home Style
 - 10 Decorative Glass Collections(Available Caming: Zinc, Patina, Brass)
 - Clear Glass Collection, Panel Door Collection, Obscure Glass Collection(Door/Sidelite), New Metro Collection
 - Specialty Doors:
 - Fire Doors(20-Minute)
 - 6-Panel (Smooth/Oak Woodgrain), Standard with Brass Tone Spring Hinges
 - Always check local town codes for requirements
 - Impact Door Collection
 - Main Program for FL(HVHZ) and Coastal Locations
 - Outswing Only, Impact Rated Door and Glass(Laminated)
 - Easy Selections Program (Old Express Program)



FEATHER RIVER: EASY SELECTIONS PROGRAM DETAILS



- Easy Selections (Old Express Program)
- Smooth Fiberglass Only
- 3 Decorative Glass Collections
 - Rochester(Patina)
 - Mission Pointe(Zinc)
 - Sapphire(Patina)
- Limited Door Styles(5), Sidelite= Full Only
 - New: Added Center Arch Door Style
- Limited Configurations & Sizes: Single, Single w/ Sidelite(s), Double Door
- Limited Program Options:
 - Inswing/Outswing
 - 4-9/16" or 6-9/16" Primed Jamb
 - Brickmold or No Brickmold
- Standard Feather River Feature & Benefits
- Standard Product Spec's: Primed White Jamb, Door w/ Sidelites(CHS), Double Door- White Aluminum Astragal
- Program Pricing:
 - Doors: By Configuration
 - Options: Blended Pricing
- Lead Time: 14 to 28 Days
- S/O Sku: 880561

Competition: Similar items range from \$500 to \$1500
Great Program for your "PRO" Customer




Feather River: Special Order Program & Options

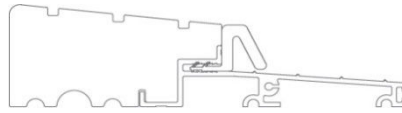
Door Options:

•Swing/ Handing:

- Inswing
- Outswing(Height less 1-1/8")
 - Bumper Threshold
 - Double Pinned Hinge
- Wheelchair Accessible(Height less 7/8")
 - Box Sweep for adjustability
 - Single /Double Door Only



Inswing- Adjustable

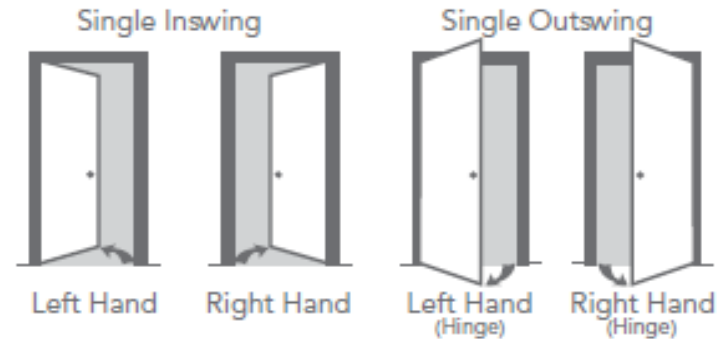


Outswing- Bumper



Wheelchair Accessible- ADA

Viewed from the Exterior



Note: Outswing Handing- Opposite Most Vendors

•Jamb Types/Sizes:

- Primed, Clear Pine, White PVC, Pre-Colored PVC/Composite, Hand Stained PVC/Composite
- Sizes: From 4-9/16" to 8-9/16", Custom Sizes(Rip Jamb)
 - Jamb Type will determine sizes available
 - Always upsell the customer, Benefits of each Jamb Type
- Door w/ Sidelites:
 - Standard(Continuous Head/Sill), Box Construction, Box Construction w/ Spread Mull

•Cutdowns: Height Only

•Prep's:

- Mailslot (2-11/16" x 11-1/2" Prep, Custom), Peepsite(1/2" Prep)
- Bore: Single or Double, Backset: 2-3/8" or 2-3/4", Deadbolt: 2-1/8" or 1-5/8",
 - Standard= 2-3/8" Backset, 2-1/8"Face Bore, 5-1/2" Center Line(Lock to Deadbolt)

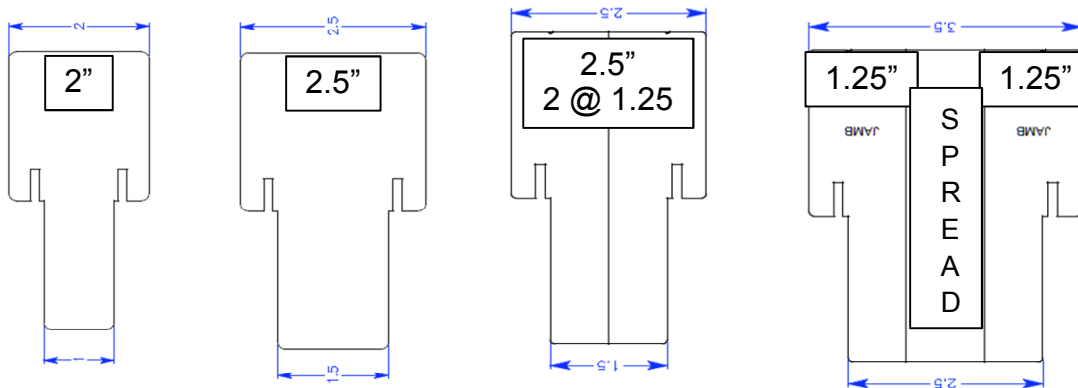
•Clavos Hardware: Plank Doors

•Double Doors: Aluminum Astragals

- White(Smooth), Oak Veneer(Oak Unfinished)
- Stained Doors(Painted to complement Mahogany or Oak Stain Finish)



Feather River: Special Order Program & Options



Construction Types:

Standard Mullion (CHS)

- Primed , Clear Jamb, PVC Unfinished
- Hand Stained PVC- 4-9/16"*

Oversize Mullion (CHS-Box Size)

- PVC Unfinished, Pre-Colored, and Hand Stained

Back to Back Jamb (Box)

- Primed & Clear Jamb

Back to Back w/ Spread (Box)

- Primed , Clear Jamb, PVC Unfinished

	Primed White Pine	Solid Clear Pine	Unfinished Smooth PVC	White Pre-Colored PVC(Composite)	Pre-Colored Smooth PVC	Hand Stained Grained PVC
Sizes	4-9/16", 5-1/4", 6-9/16", 8-9/16"	4-9/16", 5-1/4", 6-9/16"	4-9/16", 5-1/4", 6-9/16", 8-9/16"	4-9/16", 5-1/4", 6-9/16"	4-9/16", 5-1/4"*, 6-9/16"	4-9/16", 5-1/4"*, 6-9/16"
Custom Jamb	Yes	Yes	Yes	No	No	No
Config. Type	Continuous Head&Sill and Box Construction	Continuous Head&Sill and Box Construction	Continuous Head&Sill (Both Sizes)	Continuous Head&Sill (2.5" Mullion)	Continuous Head&Sill (2.5" Mullion)	Continuous Head&Sill (Both Sizes), 2" Mull- 49 Only
Spread Mull	Yes	Yes	Yes	No	No	No
Price Upcharge	Standard	+\$47	+\$67	+\$108	+\$152	+\$146
Finish	Primed(Must be Painted and Maintained)	Stain or Paint, Will be tough to match Door Finish/ Must be Maintained	Must be Painted, Low Maintenance	No Need to Paint, Very Low Maintenance	Will complement Door Finish; Very Low Maintenance	Stained Finish- Best Match to Door Finish, Must be Maintained.

Jamb:

- Custom Jamb: 1/8" Increments (Prime, Pine, and Unfinished PVC)
- Box Construction: Adds 1/2" to Unit Width per Sidelite vs. Standard Continuous Head Sill
- Spread Mull: Box Setup, Allow for 1/2" to 3" spread between Door/Sidelite, 1/2" Increments
 - Allows to customize unit width to fit certain dimensions. Old Wood Door with 16" or 18" Sidelites; Customer wants to change from Double Door Unit to Door w/ Sidelites
- MyCD: Ordering Spread Mull, Choose Custom under Sidelite, Under Measure Type- Give overall Unit Width- Remember spread must be in 1/2" increments and since this is a Box Unit, 1/2" is already added to Unit Width. In some cases you will need to go back to choose sidelite width but most cases this will be auto answered for sidelite width. You should see Box Construction with Spread Mull Adder appear.

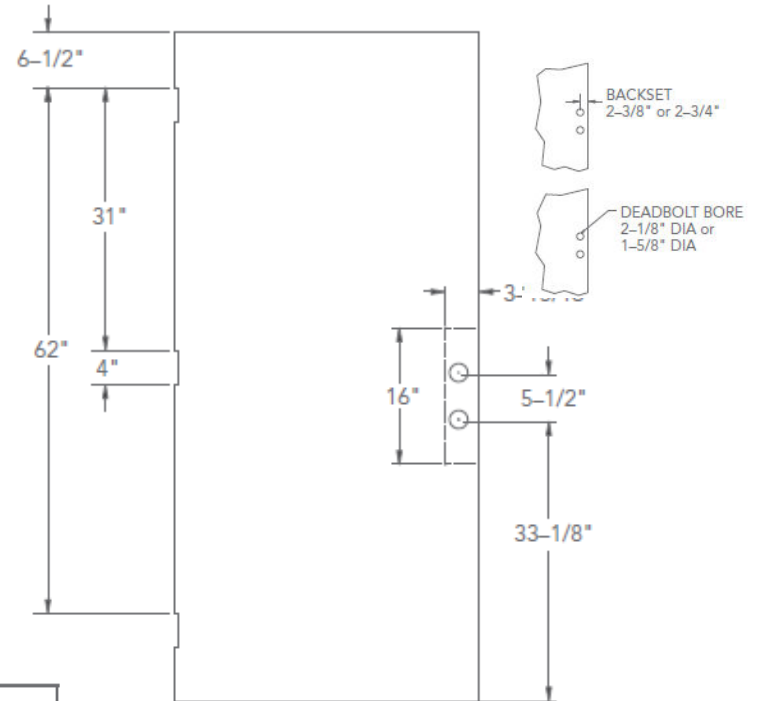


Feather River: Special Order Program & Options

•Cutdown Availability:

- Available Most Sizes/ Configurations
- Height Only: Cannot cut width
 - 1/2" to 5-1/2", 1/8" Increments
 - First Cut: Bottom= Up to 3-1/2"
 - Second Cut: Top= Up to 2"
- Necessary Dimension Choices:
 - Slab Height, 6/8 = 79"
 - Prehung Unit Height, 6/8= 81-5/8"
 - Rough Opening Height, 6/8 = 82-1/8"
- Things to consider:
 - Floor Clearance(Carpet/Tile/Rug, Inswing Threshold is 1-3/8"= 1" Swing Clearance
 - Lockset: Standard location will be adjusted based on cutdown
 - Hinge Locations: Will not be adjusted

Standard Slab Dimension/Specs:



CUTDOWN RANGES	ACTUAL PREHUNG FRAME HEIGHT	ROUGH OPENING PREHUNG HEIGHT	CUTDOWN PREHUNG UNIT SIZE RANGE	ROUGH OPENING UNIT SIZE RANGE
6/8 Height: Inswing	81-5/8"	82-1/8"	76-1/8" to 81-1/8"	76-5/8" to 81-5/8"
7/0 Height: Inswing	85-5/8"	86-1/8"	Not Available	Not Available
8/0 Height: Inswing	97-5/8"	98-1/8"	92-1/8" to 97-1/8"	92-5/8" to 97-5/8"
6/8 Height: Outswing	80-1/2"	81"	75" to 80"	75-1/2" to 80-1/2"
7/0 Height: Outswing	84-1/2"	85"	Not Available	Not Available
8/0 Height: Outswing	96-1/2"	97"	91" to 96"	91-1/2" to 96-1/2"

Nominal	Hgt	Width	Height
36"x 80"	6/8"	35-3/4"	79"
34"x 80"	6/8"	33-3/4"	79"
32"x 80"	6/8"	31-3/4"	79"
30"x 80"	6/8"	29-3/4"	79"
36"x 84"	7/0"	35-3/4"	83"
36"x 96"	8/0"	35-3/4"	95"
42"x 96"	8/0"	41-3/4"	95"



Sell the Project/ Sell the Package

Exterior and Interior Lighting: Match the Glass Caming



Exterior and Interior Handlesets: Match the Glass Caming



Exterior and Interior Molding: Create something "Unique"



Installation Items: Materials

- Paint or Stain
- Paint or Stain Accessories
- Caulk
- Shims
- Handleset
- Door Bell
- Interior Trim
- Exterior Trim

Installation Items: Tools

- Hammer
- Screw Gun
- Level
- Caulk Gun
- Screwdriver's
- Razor Knife
- Screws/Trim Nails

Other Items Associated with Deco Glass Caming:

- Handlesets
 - Exterior
 - Interior
- Lighting
 - Exterior
 - Door
 - Garage
 - Interior



Decorative Interior Door Program

S/O Vendor # : 60065428

Multiple Special Order Sku's


Lead Time: Standard Door Species= 14 to 28 Days, Custom Hardwood Species= 28 to 35 Days

STANDARD WOOD SPECIES



Bamboo Casting™ G460

Primed MDF



Feather River Primed MDF doors are engineered with dent resistant MDF veneers and pre-primed with three coats of primer, creating a smooth surface for ease of painting.

Pine



Feather River Pine doors are engineered with clear pine veneers, providing a consistent surface for all light colored stains or paint applications.

Red Oak



Feather River Red Oak doors are engineered with oak veneers creating a highly versatile surface for all staining applications (light, medium or dark).

FEATHER RIVER HARDWOOD SPECIES

Cherry



VENEER SURFACE

COLOR

The heartwood will range from a light cinnamon to a dark reddish-brown.

GRAIN

Wavy grained and satiny with pitch pockets that produce distinctive markings.

FINISHING

Takes any stain finish well.

Mahogany



VENEER SURFACE

COLOR

The heartwood will range from a reddish-tan to a dark brown.

GRAIN

Typically straight, but can have markings such as stripe, roe and mottle to name a few.

FINISHING

Takes any stain finish well.

Knotty Alder



VENEER SURFACE

COLOR

The heartwood is light when cut, but upon exposure darkens to light brown.

GRAIN

Typically straight, but has no distinct pattern or a subdued pattern with tight open knots.

FINISHING

Has excellent staining properties but is not recommended for painting due to the open knots.

Maple



VENEER SURFACE

COLOR

The heartwood will range from a cream to a light reddish-brown.

GRAIN

Typically straight, but can be wavy or curly, known as burl.

FINISHING

Has excellent paint adhering properties and accepts stain well, though often stains unevenly.

Fir



VENEER SURFACE

COLOR

The heartwood will range from a cream to a light rose.

GRAIN

Typically a nice straight, even grain pattern with subtle wave.

FINISHING

Has excellent paint adhering properties and accepts all clear coat and stain well.

All Doors are a veneer product with engineered core, solid edgeband, and dowel pin construction



Decorative Interior Door Program

DOOR STYLES




Full Lite 3/4 Lite Three Lite Five Lite

6/8 (80") Full Lite:
Available in All Standard Wood
and Hardwood Species

3/4 Lite, Three Lite, Five Lite:
Available in Primed MDF
and Pine Only

DESIGN PROFILES

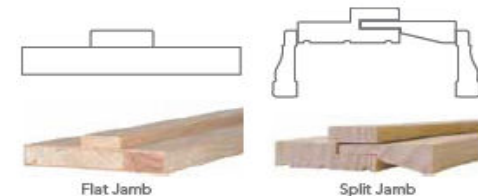


Mission Profile:
Single Glazed Doors (80" - Full Lite, 3-Lite, 5-Lite)
Triple and Double Glazed Doors (80" Full Lite & 96" 3/4 Lite)
Ovolo Profile:
Single Glazed Doors (80" - All Door Styles & 96" - Full Lite and 3/4 Lite)



Program Spec's:

- Configuration: Slab Only, Single Prehung, Double Door, Bifold Doors
 - Door Slabs: Are trimmable- Up to 1/2" Width(1/4" each side) and 1" Height(1/2" Top/Bottom)
- 3 Standard Species, 5 Custom Species
 - Widths: 24" to 36", Height: 80" and 96" (Not all Widths/Heights available in All Species/Door Types)
- Jamb Type/Species:
 - Flat Jamb: All Standard and Hardwood Species
 - 4-9/16"(All), 6-9/16"(All Standard), 8-9/16"/Custom= Prime Only
 - Split Jamb (Prime/Pine Only, Single Doors Only, No 8FT)
 - 4-9/16", 6-9/16", 2 Casing Options (2-1/4", WM 356/ WM376)
- Hinge Options: 7 Hinge Finishes
- Double Door: Ball Catch(Standard), Astragal
- Glass Direction: Decorative Side always faces Fixed Stop Side of Door (Handing is also a factor)
- Bore Options: Single Prehung and Double Door Astragal, Double Door Ball Catch= No Bore



Feather River Interior Door Program: 9 Collections



**Crown Jewel Items
Decorative Camed Doors**



**Texture Collection
With Glass**



Privacy Collection



**Diamond Curved Doors
Grooved/Etched**



Theme Collection



Natural Collection



**Traditional Collection
TDL's/ Clear Glass Product**



Bi-fold Door Collection

**Grandeur Collection
All 8FT Doors**



Feather River Flush Glazed Fiberglass Patio Door

Program Lead Times and S/O Sku's:


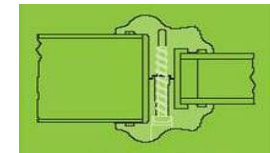
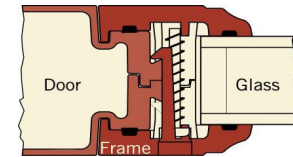
14 to 28 Day: S/O Feather River Patio Doors

S/O Sku: 160-062

Flush Glaze Frame Design
Vs.
Typical Lip Lite Design

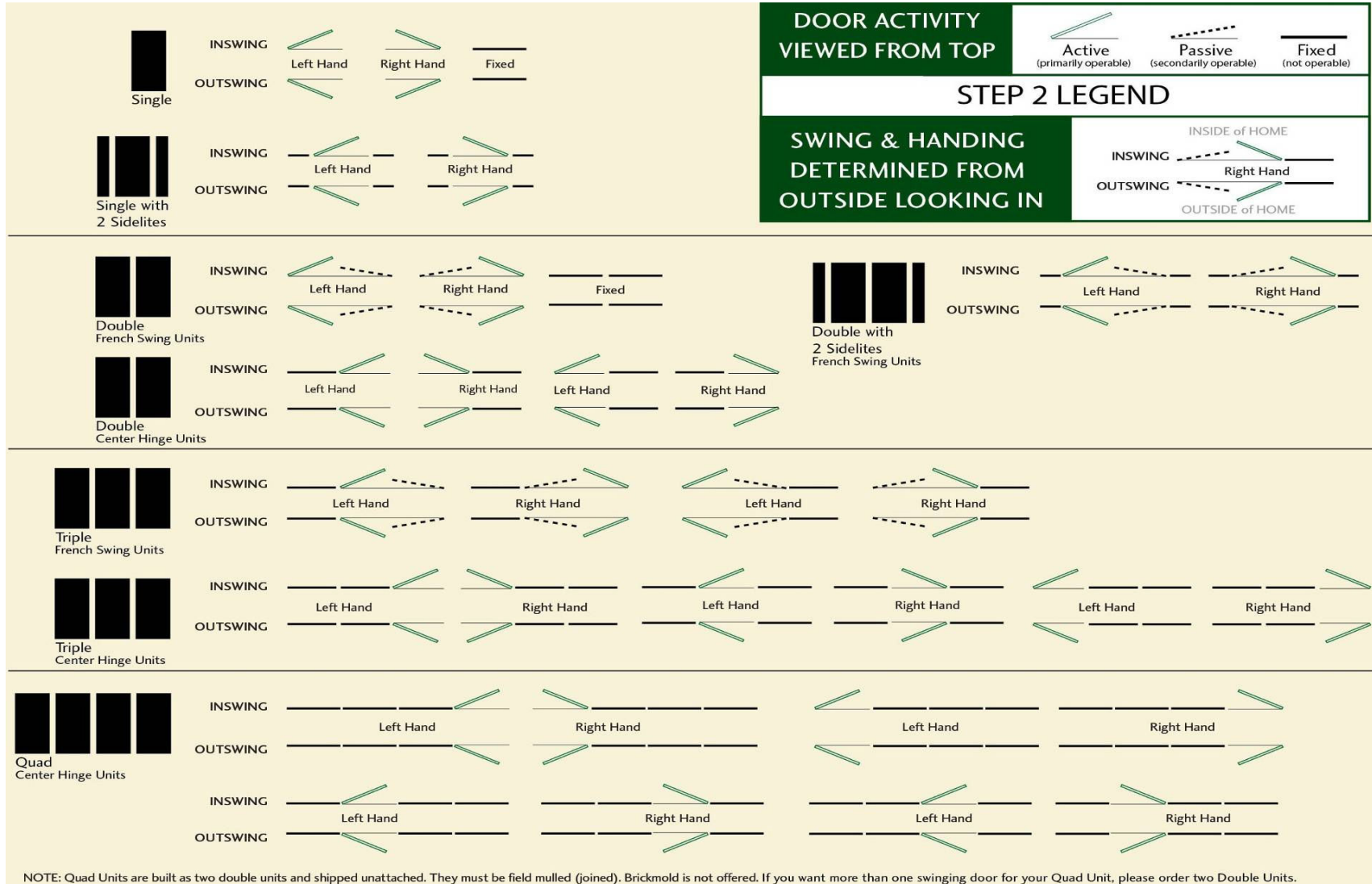
Program Specifications:

- Door Types:
 - Flush Glazed Oak Woodgrain Fiberglass: Pre-Finished Medium Oak/ Unfinished
 - Full Lite Glass Styles
 - Flush Glazed Smooth Fiberglass: Ready To Paint
 - Full Lite and 3/4 Lite Glass Styles
- Program Features and Benefits:
 - Same as Entry Door Program except Flush Glazed Design
 - Flush Glazed offers Cleaner Look and Superior Performance
- Door Configurations: All Retro/Remodel Size (Height less 2-1/8", Width less 1-1/4")
 - Single Door, Single Door w/ Sidelite(s)
 - French Unit Setups
 - Double, Triple, Quad
 - Quad: Can be ordered as a Double/Double or Single/Double/Single, Will come as separate units
 - Center Hinge Setups
 - Double, Triple, Quad (Will come as 2 separate units)
- Three Glass Collections:
 - Decorative (Full and 3/4 Lite), Clear Lites (Mini Blind, Internal Grille, Clear), and Impact
- Special Order Options: Full range of Program Options
 - Jamb Types(Wood, PVC/Composite), Inswing/Outswing, 3-Point Lock System, Screen Availability



Patio Door: Configurations

Single w/ Sidelite(s), French, Center Hinge



NOTE: Quad Units are built as two double units and shipped unattached. They must be field mullled (joined). Brickmold is not offered. If you want more than one swinging door for your Quad Unit, please order two Double Units.

Note: Quad Units- Two Double Units will not come mullled together, Other Quad Configurations can be ordered utilizing 2- French Double Units or French or Center Hinge Double Units with 2- Single Units (Fixed).

Feather River Door Company Information

Other Feather River Help Information:

Tracking Website:

- Order Status: Status or information on an order is sent via e-mail to Store COS. Orders can also be tracked via our website. [www. http://www.frdoors.com/hd_orderstatus](http://www.frdoors.com/hd_orderstatus)
 - Store can look up status of a certain PO via this website. Just Enter Store # and PO # to view updated information (Order Date/ETA/Ship Info/Etc), Will also show a basic view of what was ordered by clicking on the Confirmation #

Associate Website: www.featherriverdoor.com/associate
 -Order Info, RTV Worksheet, Resources, Door Builder Tools,

Feather River Website: www.featherriverdoors.com
 - Product Information, Resources Section, Door Builder

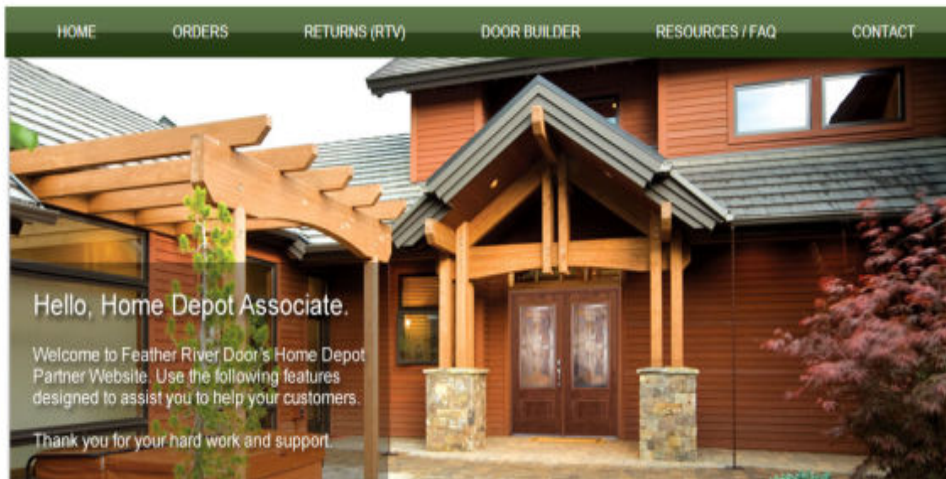
Login and Password: homedepot

Order Query

Please enter criteria for query

* Store#:

* PO or Last Name:



To: Millworks Expeditor
 THE HOME DEPOT Store #0950

frdoors@frdoors.com is the email address that can be used to for order status, questions about orders in addition to our Warehouse or Customer Service call centers. We will respond and respond to queries within 24 hours.
 Please provide the following in order for Feather River to review the order:
 Customer Full Name
 Customer Order Number
 Customer Phone Number
 Customer Address (if available)
 Purchase Order Number
 Description of the question or issue to discuss:

Feather River Order Status Website: http://www.frdoors.com/hd_orderstatus
 Feather River - Home Depot Partner Site Website: www.featherriverdoor.com/associate
 Use name: **homedepot**
 Password: **homedepot**

To better serve you, please share the daily Feather River Order Status: Auto Fax with your Millwork Desk. By returning the Auto Fax each day, this will help our sales and reduce phone calls regarding order confirmations and ship dates of Special Orders. Every order placed is acknowledged in 24 hours. We appreciate your business.

OPEN ORDER DAILY REPORT: January 28, 2014

PO Number	Status	ADDITIONAL INFO	Estimated Ship Date	Revised Ship Date	Partner	Print
GENERAL ORDER	Confirmed	117873	01/28/14			
NONSTANDARD						

*CONFIRMED - PO PROCESS COMPLETED WITH ESTIMATED SHIP DATE
 *On Hold - PO received, requires additional info from store prior to Confirmed Order status
 *On Hold - Check - Ordered quantity does not meet minimum requirements. Please contact Customer Service to adjust your PO to meet minimum order quantity.
 *On Review - PO received, subject to processing prior to Confirmed Order status
 *TBD - Actual date not yet determined. Please check inventory's due for arrival STD
 *Holds - Suspended from MFG or Distribution Center
 *Estimated Delivery Date - Order has been shipped from the manufacturing facility and is currently in transit to our crossdock or to your store. This is the estimated delivery date to your store.
 *(A) - Actual Ship Date

If you do not see your PO listed above, contact us immediately.
 All On Hold items PO's will NOT be processed until requested info is received.
 DO NOT RESEND PO'S LISTED ABOVE

Supplier: 6065428
 Phone: 800-375-8120 · Fax: 800-395-1295 · Email: frdoors@frdoors.com



OTHER USEFUL SPECIAL ORDER PROGRAM INFORMATION FOR FLORIDA AREA



Feather River Programs: Exterior, Interior, and Patio

Fiberglass Exterior Doors
Puertas exteriores de fibra de vidrio

Full Program Offering
Oferta del programa completo

Welcome Home.

MAHOGANY WOODGRAIN
OAK WOODGRAIN
SMOOTH

Grano de madera de caoba
Grano de madera de roble
Liso

FeatherRiver
by THE HOME DEPOT

Smooth Fiberglass Doors
Puertas lisas de fibra de vidrio

EASY SELECTIONS
Selecciones Fáciles

Value Priced
Beautiful
Exterior Door
Systems

EASY TO SELECT
EASY TO PRICE
READY TO INSTALL

Fácil de escoger
Fácil de cotizar al precio
Listo para instalar

FeatherRiver
by THE HOME DEPOT

Fiberglass Impact Doors
Puertas de impacto de fibra de vidrio

Welcome Home.

MAHOGANY WOODGRAIN
OAK WOODGRAIN
SMOOTH

Grano de madera de caoba
Grano de madera de roble
Liso

FeatherRiver
by THE HOME DEPOT

Wood Interior Doors
Puertas interiores de madera

DECORATIVE, PRIVACY & TEXTURE GLASSES
8 BEAUTIFUL WOOD SPECIES

Ofertas para ventanas, privacidad y decoración
Ocho especies hermosas de madera

FeatherRiver
by THE HOME DEPOT

Fiberglass Patio Doors
Puertas para patio de fibra de vidrio

Full Program Offering
Oferta del programa completo

OAK WOODGRAIN
SMOOTH

Grano de madera de roble
Liso

FeatherRiver
by THE HOME DEPOT



Fiberglass “Impact” Rated Doors: Flush Glaze Design and Mahogany Lip Lite

Flush Glazed “Impact” Collection(Outswing Only): This program will take our same innovative interlocking “Flush Glaze” and “Mahogany Lip Lite” Lite Frame design along with a re-reinforced fiberglass skin to give a one of a kind system that meets Florida’s toughest codes including “HVHZ” Areas. Impact FL Building Code #: 15255.1-4(Opaque), 15255.5-8(Glazed), Configuration Setup’s: Single/ Single w/ Sidelite(s), Double Door Limited Option’s: No Cutdowns, ADA Sill, Mailslot, or Box Construction Setups

Door/Frame/Glass Design:

Door Slab:

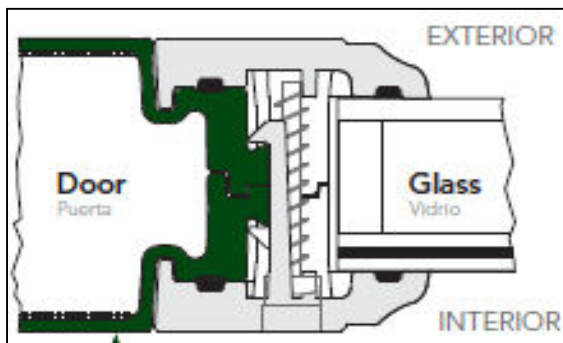
- Fiberglass skin with fiberglass yarn reinforcement
- LVL Stiles w/ Composite Cap
- Composite Top/Bottom Rail, Solid Lockblock
- Smooth Doors- Flush Glaze design provides clean look

Integrated Door, Frame, and Door Lite

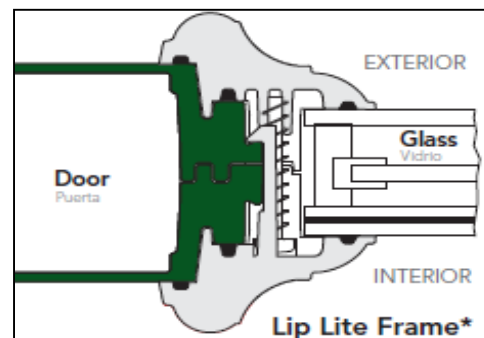
- “Dual Fastening” Snap Fit Frame Design
- Long Moisture Path w/ Superior Silicone Sealant
- Safety Laminated Glass Interior w/ Safety Tempered Exterior (Interior: 1/8” x .090PVB x 1/8”)

Standard Prehung Spec’s: Outswing Only, Hi-Dam Bumper Sill, Ball Bearing Hinges, Aluminum Astragal on Double Door Units

Smooth Flush Glaze Design



Mahogany Lip Lite Design



Feather River: Florida Code and Coastal Stores

Program Offering:

Double Door Setups: Standard w/ Endura Aluminum Hurricane Astragal

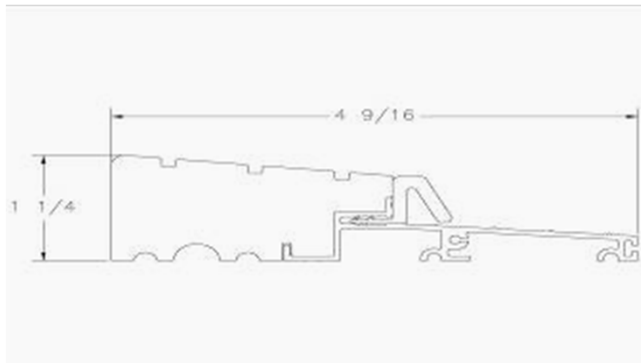
Outswing Doors:

Florida/ High Wind Coastal/ Miami Dade-Broward:

High Dam Bumper Sill

8FT/7FT Height:

Deadbolt Location: 12-7/8" C/L vs. 5-1/2"

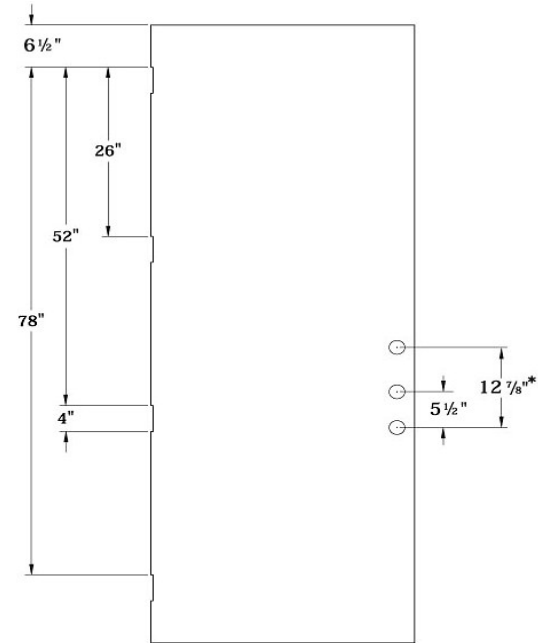


High Dam- Outswing Bumper Sill:

New- Jan 2015- Added 6-/16" Size for Wood Jambs

Florida Notes: Due to FL Building Code we do not perform the following Special Order Options:

- No ADA Sills
- No Cutdowns
- No Mailslot
- Box Construction with Spread Mull



Actual Slab Dimension (8')		
	WIDTH	HEIGHT
36x95"	35 3/4"	95"
42x95"	41 3/4"	95"

Actual Slab Dimension (7')		
	WIDTH	HEIGHT
36x83"	35 3/4"	83"
Hinge Location..6 1/2"	39 1/2"	72 1/2"

