


FEBRUARY

MATH



Name: _____

WHICH IS TRUE?

Which equation is true.

$4+5=9$	$9+6=16$
$7+5=12$	$9+9=17$
$8+3=12$	$2+9=11$
$7+6=$	$5+9=$

Name: _____

FIND THE PERIMETER

1. 5 cm

2. 9 cm

3. 9 cm

4. 9 cm

5. 11 cm

6. 11 cm

7. 8 cm

8. 8 cm

VALUE

What is the value of the underlined digit.

1. 854

2. 500 50 5

3. 214

4. 10 1

5. 437

6. 300 30 3

7. 572

8. 1 200 20 2

9. 749

10. 6 400 40

Created by Teach

2ND
Grade

Name: _____

EXPANDED FORM

Directions: Write the expanded form for each number.

1.



$$\underline{\quad} + \underline{\quad} + \underline{\quad} = \underline{\quad}$$

2.



$$\underline{\quad} + \underline{\quad} + \underline{\quad} = \underline{\quad}$$

3.



$$\underline{\quad} + \underline{\quad} + \underline{\quad} = \underline{\quad}$$

4.



$$\underline{\quad} + \underline{\quad} + \underline{\quad} = \underline{\quad}$$

5.



$$\underline{\quad} + \underline{\quad} + \underline{\quad} = \underline{\quad}$$

6.



$$\underline{\quad} + \underline{\quad} + \underline{\quad} = \underline{\quad}$$

7.



$$\underline{\quad} + \underline{\quad} + \underline{\quad} = \underline{\quad}$$

8.



$$\underline{\quad} + \underline{\quad} + \underline{\quad} = \underline{\quad}$$

9.



$$\underline{\quad} + \underline{\quad} + \underline{\quad} = \underline{\quad}$$

10.



$$\underline{\quad} + \underline{\quad} + \underline{\quad} = \underline{\quad}$$

Name: _____

EXPANDED FORM

Directions: Write the expanded form for each number.

1.



$$\underline{\quad} + \underline{\quad} + \underline{\quad} = \underline{\quad}$$

2.



$$\underline{\quad} + \underline{\quad} + \underline{\quad} = \underline{\quad}$$

3.



$$\underline{\quad} + \underline{\quad} + \underline{\quad} = \underline{\quad}$$

4.



$$\underline{\quad} + \underline{\quad} + \underline{\quad} = \underline{\quad}$$

5.



$$\underline{\quad} + \underline{\quad} + \underline{\quad} = \underline{\quad}$$

6.



$$\underline{\quad} + \underline{\quad} + \underline{\quad} = \underline{\quad}$$

7.



$$\underline{\quad} + \underline{\quad} + \underline{\quad} = \underline{\quad}$$

8.



$$\underline{\quad} + \underline{\quad} + \underline{\quad} = \underline{\quad}$$

9.



$$\underline{\quad} + \underline{\quad} + \underline{\quad} = \underline{\quad}$$

10.




$$\underline{\quad} + \underline{\quad} + \underline{\quad} = \underline{\quad}$$

Name: _____


FIND THE MEDIAN

Directions: Place the numbers in order from **smallest to largest**.
Circle the middle number.

1. 


28, 35, 74, 64, 92

____, ____ , ____ , ____ , ____

2. 


58, 64, 51, 23, 71

____, ____ , ____ , ____ , ____

3. 


86, 74, 83, 57, 66

____, ____ , ____ , ____ , ____

4. 


35, 32, 45, 81, 07

____, ____ , ____ , ____ , ____

5. 


14, 28, 25, 87, 35

____, ____ , ____ , ____ , ____

6. 


84, 56, 86, 62, 75

____, ____ , ____ , ____ , ____

7. 


58, 67, 86, 14, 92

____, ____ , ____ , ____ , ____

8. 


26, 14, 71, 28, 49

____, ____ , ____ , ____ , ____

9. 

48, 41, 76, 50, 57

____, ____ , ____ , ____ , ____

10. 

23, 44, 96, 78, 21

____, ____ , ____ , ____ , ____

Name: _____

FIND THE MEDIAN

Directions: Place the numbers in order from **largest to smallest**.
Circle the middle number.

1.



38, 30, 81, 84, 22

_____, _____, _____, _____, _____

2.



28, 64, 51, 73, 41

_____, _____, _____, _____, _____

3.



95, 84, 83, 57, 64

_____, _____, _____, _____, _____

4.



75, 42, 56, 96, 60

_____, _____, _____, _____, _____

5.



14, 28, 39, 87, 56

_____, _____, _____, _____, _____

6.



54, 78, 95, 72, 92

_____, _____, _____, _____, _____

7.



38, 47, 54, 61, 82

_____, _____, _____, _____, _____

8.



36, 14, 41, 27, 39

_____, _____, _____, _____, _____

9.



48, 51, 26, 30, 37

_____, _____, _____, _____, _____

10.



33, 44, 36, 68, 27

_____, _____, _____, _____, _____

Name: _____

FIND THE MEDIAN

Directions: Place the numbers in order from **smallest to largest**.
Circle the middle number.

1.

228, 354, 741, 684, 902



_____, _____, _____, _____, _____

2.

528, 634, 531, 293, 741



_____, _____, _____, _____, _____

3.

865, 724, 813, 567, 696



_____, _____, _____, _____, _____

4.

375, 342, 465, 861, 207



_____, _____, _____, _____, _____

5.

134, 298, 259, 187, 365



_____, _____, _____, _____, _____

6.

854, 756, 865, 602, 715



_____, _____, _____, _____, _____

7.

528, 657, 864, 814, 982



_____, _____, _____, _____, _____

8.

236, 174, 741, 278, 349



_____, _____, _____, _____, _____

9.

428, 419, 736, 580, 547



_____, _____, _____, _____, _____

10.

263, 404, 936, 758, 241



_____, _____, _____, _____, _____

Name: _____

FIND THE MEDIAN

Directions: Place the numbers in order from **largest to smallest**.
Circle the middle number.

1.



328, 304, 781, 584, 922

_____, _____, _____, _____, _____

2.



428, 624, 561, 793, 441

_____, _____, _____, _____, _____

3.



965, 824, 863, 577, 646

_____, _____, _____, _____, _____

4.



475, 442, 565, 961, 607

_____, _____, _____, _____, _____

5.



184, 248, 359, 587, 565

_____, _____, _____, _____, _____

6.



654, 786, 895, 702, 915

_____, _____, _____, _____, _____

7.



538, 457, 854, 614, 782

_____, _____, _____, _____, _____

8.



136, 124, 441, 278, 359

_____, _____, _____, _____, _____

9.



438, 519, 236, 530, 347

_____, _____, _____, _____, _____

10.



363, 454, 836, 768, 247


_____, _____, _____, _____, _____

Name: _____


WHICH IS TRUE?

Directions: Color the side of the heart in which the equation is true.


1.




2.




3.




4.




5.




6.




7.




8.




9.




10.



11.



12.



Name: _____

WHICH IS TRUE?

Directions: Color the side of the heart in which the equation is true.

1.

$7+7=15$ $6+7=13$

2.

$5+5=10$ $7+8=14$

3.

$5+5=9$ $9+6=15$

4.

$6+6=12$ $7+8=16$

5.

$5+4=9$ $3+10=12$

6.

$7+4=12$ $9+8=17$

7.

$9+4=13$ $6+7=12$

8.

$8+6=16$ $5+9=14$

9.

$9+3=12$ $2+9=10$

10.

$8+8=16$ $6+5=10$

11.

$4+5=10$ $7+5=12$

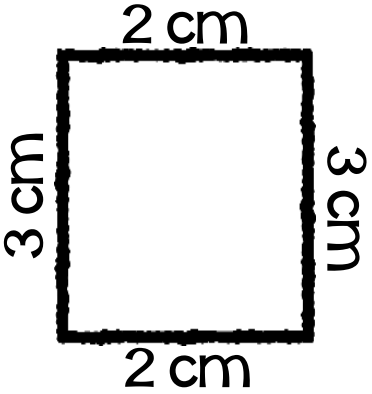
12.

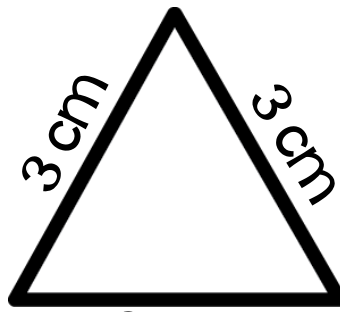
$8+6=13$ $4+9=13$


Name: _____





FIND THE PERIMETER

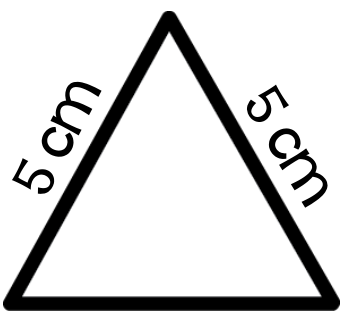
1. 
_____ cm

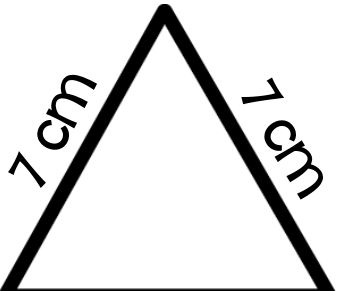
2. 
_____ cm


3. 
_____ cm


4. 
_____ cm

5. 
_____ cm

6. 
_____ cm

7. 
_____ cm


8. 
_____ cm

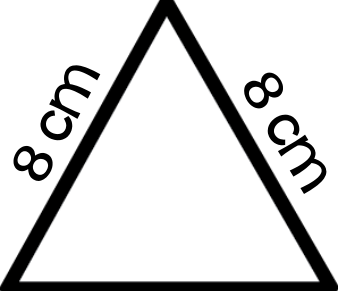
9. 
_____ cm


Name: _____





FIND THE PERIMETER

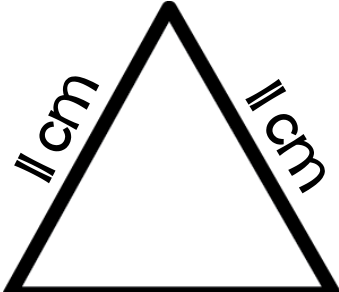
1. 
_____ cm

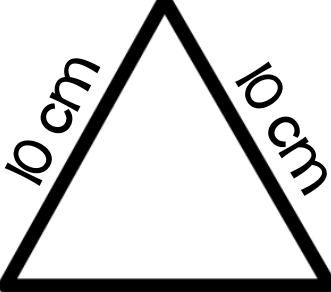
2. 
_____ cm


3. 
_____ cm


4. 
_____ cm

5. 
_____ cm

6. 
_____ cm

7. 
_____ cm

8. 
_____ cm

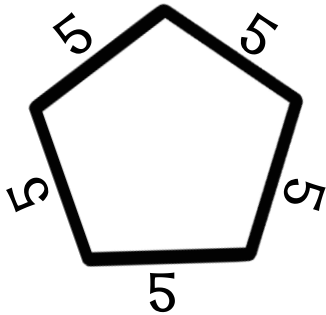
9. 
_____ cm

Name: _____



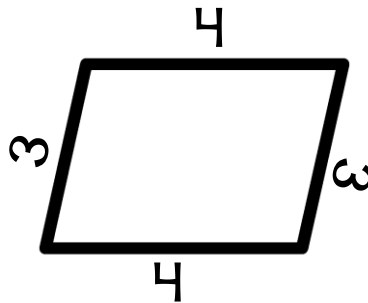
FIND THE PERIMETER

1.



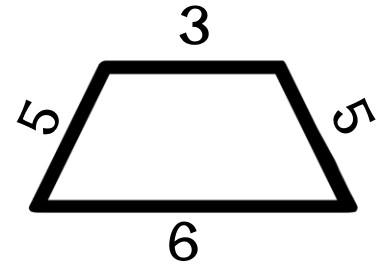
_____ cm

2.



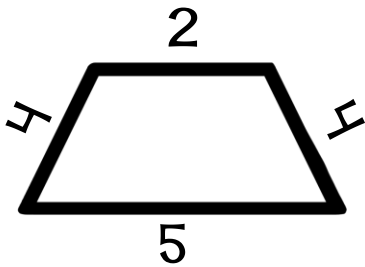
_____ cm

3.



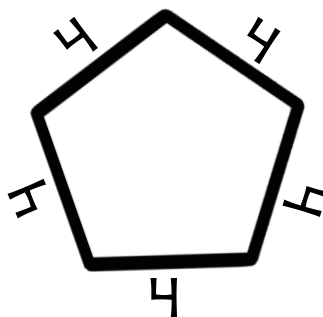
_____ cm

4.



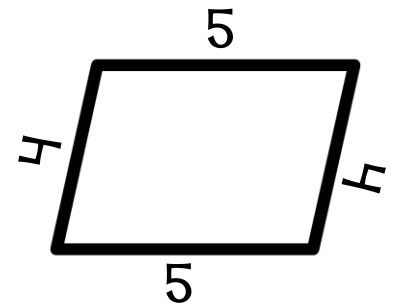
_____ cm

5.



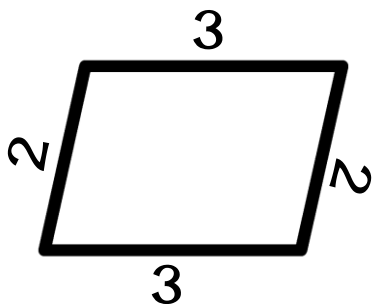
_____ cm

6.



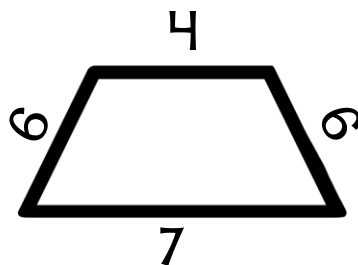
_____ cm

7.



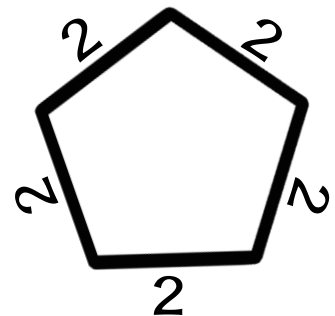
_____ cm

8.



_____ cm

9.



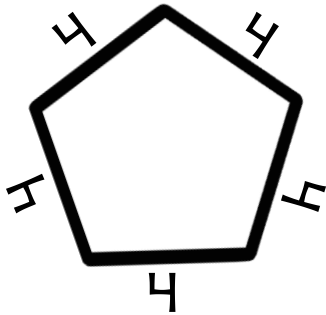
_____ cm

Name: _____



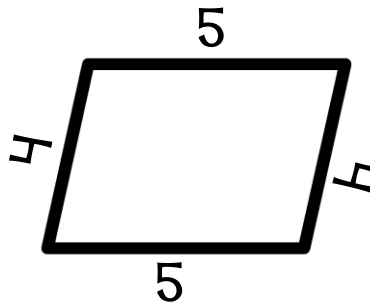
FIND THE PERIMETER

1.



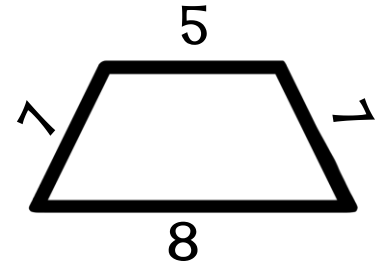
_____ cm

2.



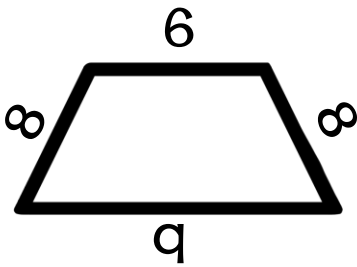
_____ cm

3.



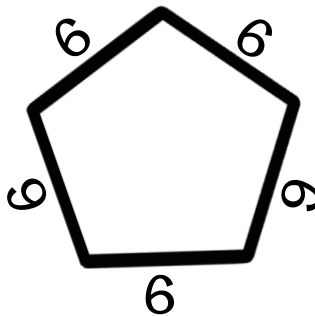
_____ cm

4.



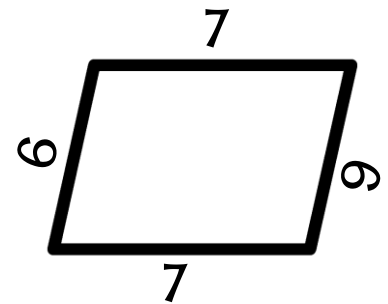
_____ cm

5.



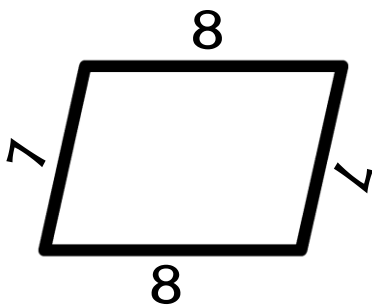
_____ cm

6.



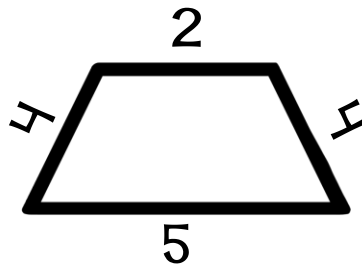
_____ cm

7.



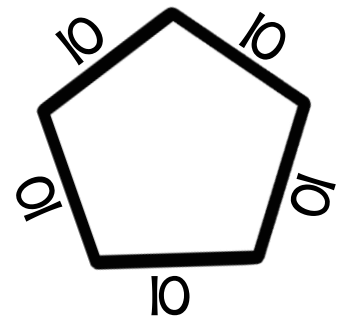
_____ cm

8.



_____ cm

9.



_____ cm

Name: _____

2-DIGIT SUBTRACTION (REGROUPING)

Directions: Solve each problem.

1.

$$\begin{array}{r} 65 \\ - 37 \\ \hline \end{array}$$

2.

$$\begin{array}{r} 75 \\ - 58 \\ \hline \end{array}$$

3.

$$\begin{array}{r} 50 \\ - 22 \\ \hline \end{array}$$

4.

$$\begin{array}{r} 63 \\ - 19 \\ \hline \end{array}$$

5.

$$\begin{array}{r} 84 \\ - 35 \\ \hline \end{array}$$

6.

$$\begin{array}{r} 31 \\ - 14 \\ \hline \end{array}$$

7.

$$\begin{array}{r} 90 \\ - 67 \\ \hline \end{array}$$

8.

$$\begin{array}{r} 72 \\ - 54 \\ \hline \end{array}$$

9.

$$\begin{array}{r} 48 \\ - 39 \\ \hline \end{array}$$

Name: _____

2-DIGIT SUBTRACTION (REGROUPING)

Directions: Solve each problem.

1.

$$\begin{array}{r} 42 \\ - 33 \\ \hline \end{array}$$

2.

$$\begin{array}{r} 65 \\ - 59 \\ \hline \end{array}$$

3.

$$\begin{array}{r} 40 \\ - 12 \\ \hline \end{array}$$

4.

$$\begin{array}{r} 66 \\ - 18 \\ \hline \end{array}$$

5.

$$\begin{array}{r} 74 \\ - 36 \\ \hline \end{array}$$

6.

$$\begin{array}{r} 51 \\ - 24 \\ \hline \end{array}$$

7.

$$\begin{array}{r} 80 \\ - 57 \\ \hline \end{array}$$

8.

$$\begin{array}{r} 71 \\ - 44 \\ \hline \end{array}$$

9.

$$\begin{array}{r} 28 \\ - 19 \\ \hline \end{array}$$

Name: _____

PLACE VALUE



Directions: Color in the value of the underlined digit.

1.

903



2.

854




3.

637



4.

214



5.

568



6.

437



7.

109



8.

572




9.

683



10.

749



Name: _____

PLACE VALUE



Directions: Color in the value of the underlined digit.

1.

805



2.

754





3.

132



4.

314



5.

831




6.

694



7.

128



8.

532



9.

340



10.

429



Name: _____

2 DIGIT ADDITION

Directions: Rewrite the addition problem. Then add.



$46 + 34$

$$\begin{array}{r} 46 \\ + 34 \\ \hline \end{array}$$

$46 + 48$

$17 + 28$

$54 + 47$

$91 + 27$

$68 + 28$

$64 + 57$

$19 + 35$

$59 + 69$

$38 + 34$

$45 + 77$

$64 + 38$

Name: _____

2 DIGIT ADDITION

Directions: Rewrite the addition problem. Then add.



$$45 + 29$$

$$\begin{array}{r} 45 \\ + 29 \\ \hline \end{array}$$

$$56 + 44$$

$$27 + 25$$

$$74 + 46$$

$$51 + 28$$

$$98 + 24$$

$$74 + 67$$

$$29 + 35$$

$$39 + 26$$

$$36 + 64$$

$$42 + 79$$

$$71 + 39$$


Name: _____

FRACTIONS




Directions: Color to represent the fraction.

1.




$$\frac{3}{5}$$

2.




$$\frac{4}{7}$$

3.




$$\frac{1}{2}$$

4.




$$\frac{2}{3}$$

5.




$$\frac{1}{4}$$

6.




$$\frac{1}{3}$$

7.



$$\frac{1}{2}$$

8.



$$\frac{2}{5}$$

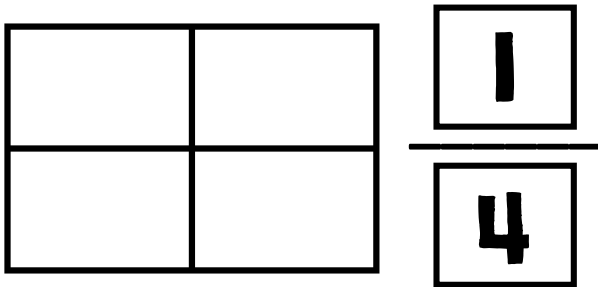
Name: _____

FRACTIONS

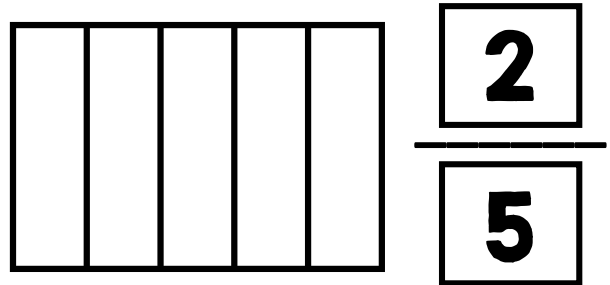


Directions: Color to represent the fraction.

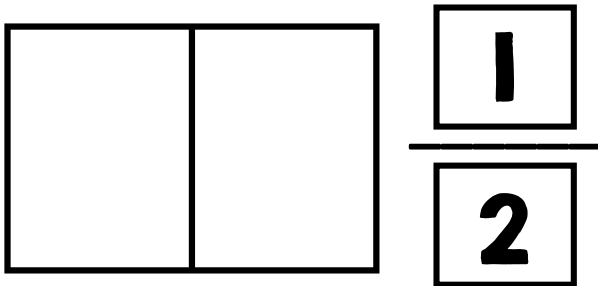
1.



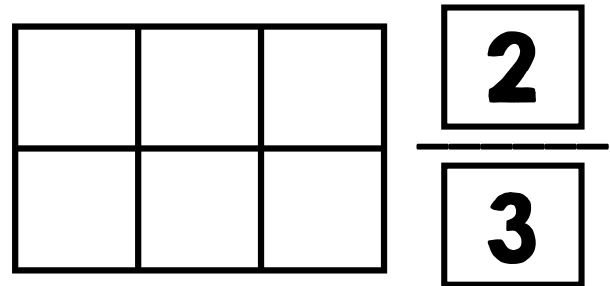
2.



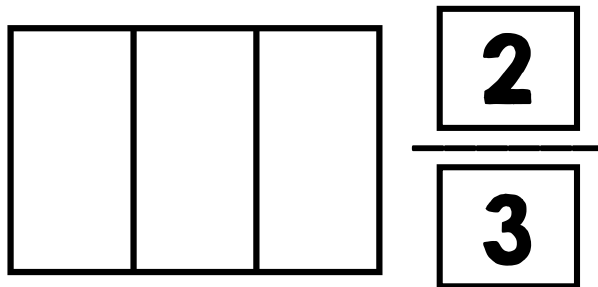
3.



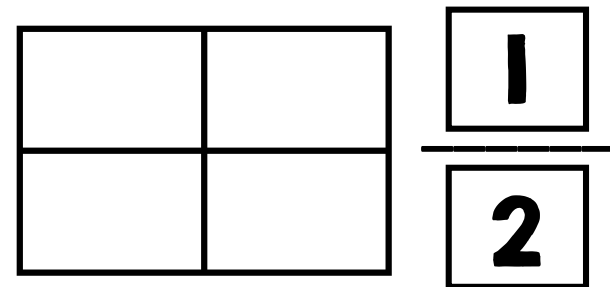
4.



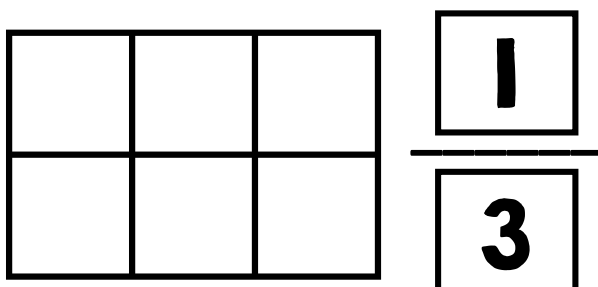
5.



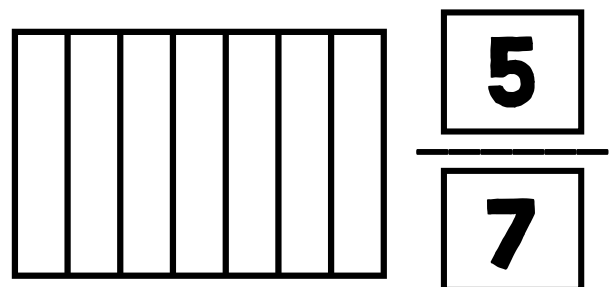
6.



7.




8.



Name: _____

ARRAYS

Directions: Draw an array to represent the description below.

A large, empty rounded rectangular box with a decorative border, intended for drawing an array.

2 rows of 8

A large, empty rounded rectangular box with a decorative border, intended for drawing an array.

4 rows of 6

A large, empty rounded rectangular box with a decorative border, intended for drawing an array.

5 rows of 5

A large, empty rounded rectangular box with a decorative border, intended for drawing an array.

7 rows of 3

A large, empty rounded rectangular box with a decorative border, intended for drawing an array.

4 rows of 3

A large, empty rounded rectangular box with a decorative border, intended for drawing an array.

8 rows of 2

Name: _____

ARRAYS

Directions: Draw an array to represent the description below.

A large, empty rectangular box with a decorative, dotted border, intended for drawing an array.

5 rows of 6

A large, empty rectangular box with a decorative, dotted border, intended for drawing an array.

2 rows of 9

A large, empty rectangular box with a decorative, dotted border, intended for drawing an array.

3 rows of 8

A large, empty rectangular box with a decorative, dotted border, intended for drawing an array.

6 rows of 4

A large, empty rectangular box with a decorative, dotted border, intended for drawing an array.

7 rows of 4


A large, empty rectangular box with a decorative, dotted border, intended for drawing an array.

9 rows of 3


Name: _____

MONEY


Directions: Show 2 ways to make the amount shown.



A cartoon boy wearing a cap with a heart on it, holding a sign that says **\$1.45**. He is standing between two dashed boxes, each containing a postage stamp with a heart and wavy lines.



A cartoon boy wearing a cap with a heart on it, holding a sign that says **\$2.83**. He is standing between two dashed boxes, each containing a postage stamp with a heart and wavy lines.




A cartoon boy wearing a cap with a heart on it, holding a sign that says **\$1.61**. He is standing between two dashed boxes, each containing a postage stamp with a heart and wavy lines.


Name: _____

MONEY


Directions: Show 2 ways to make the amount shown.



A cartoon boy wearing a baseball cap with a heart on it, holding a sign that says **\$2.15**. He is standing between two dashed boxes, each containing a postage stamp with a heart and wavy lines.



A cartoon boy wearing a baseball cap with a heart on it, holding a sign that says **\$3.26**. He is standing between two dashed boxes, each containing a postage stamp with a heart and wavy lines.



















A cartoon boy wearing a baseball cap with a heart on it, holding a sign that says **\$1.37**. He is standing between two dashed boxes, each containing a postage stamp with a heart and wavy lines.

Name: _____

MONEY

Directions: Color in the coins to show the correct amount.

Hint: There might be more than 1 way on some.

















	
	
	
	
	
	
	
	

Name: _____

MONEY

Directions: Color in the coins to show the correct amount.

Hint: There might be more than 1 way on some.


Name: _____

FACT FAMILIES

Directions: Color the 3 hats that make a fact family.
Then write the fact family in the box.


1.

____,____,____




2.

____,____,____




3.

____,____,____




4.

____,____,____




5.

____,____,____




6.

____,____,____




7.

____,____,____




8.

____,____,____




9.

____,____,____



10.

____,____,____




Name: _____

FACT FAMILIES

Directions: Color the 3 hats that make a fact family.
Then write the fact family in the box.


1.

____, ____, ____




2.

____, ____, ____




3.

____, ____, ____




4.

____, ____, ____




5.

____, ____, ____




6.

____, ____, ____




7.

____, ____, ____




8.

____, ____, ____




9.

____, ____, ____



10.


____, ____, ____





Name: _____


PLACE VALUE


Directions: Write the number for each description.


1. **I have a...**
7 in the ones place
5 in the tens place
3 in the hundreds place
 


2. **I have a...**
6 in the tens place
2 in the hundreds place
8 in the ones place
 


3. **I have a...**
9 in the hundreds place
0 in the ones place
6 in the tens place
 

4. **I have a...**
7 in the tens place
9 in the hundreds place
2 in the ones place
 

5. **I have a...**
1 in the ones place
6 in the tens place
5 in the hundreds place
 

6. **I have a...**
7 in the hundreds place
2 in the ones place
1 in the tens place
 

7. **I have a...**
4 in the hundreds place
9 in the ones place
5 in the tens place
 

8. **I have a...**
5 in the ones place
3 in the tens place
8 in the hundreds place
 

Name: _____

No Regrouping

PART, PART, TOTAL

Directions: Solve each problem.



Total
80

Part Part
40 40

Show Work

$$\begin{array}{r} 40 \\ + 40 \\ \hline 80 \end{array}$$

Total

Part Part
32 63

Show Work

Total

Part Part
33 61

Show Work

Total

Part Part
34 45

Show Work

Total

Part Part
17 22

Show Work

Total

Part Part
45 44

Show Work

Name: _____

No Regrouping

PART, PART, TOTAL

Directions: Solve each problem.



Total
60

Part Part
30 30

Show Work

$$\begin{array}{r} 30 \\ + 30 \\ \hline 60 \end{array}$$

Total

Part Part
36 62

Show Work

Total

Part Part
34 41

Show Work

Total

Part Part
54 44

Show Work

Total

Part Part
27 21

Show Work

Total

Part Part
85 10

Show Work

Name: _____

PART, PART, TOTAL

Directions: Solve each problem.



Total
120

Part Part
55 65

Show Work

$$\begin{array}{r} 55 \\ + 65 \\ \hline 120 \end{array}$$

Total

Part Part
35 67

Show Work

Total

Part Part
49 67

Show Work

Total

Part Part
34 78

Show Work

Total

Part Part
56 36

Show Work

Total

Part Part
65 39

Show Work

Name: _____

PART, PART, TOTAL

Directions: Solve each problem.



Total
130

Part Part
65 65

Show Work

$$\begin{array}{r} 65 \\ + 65 \\ \hline 130 \end{array}$$

Total

Part Part
45 68

Show Work

Total

Part Part
43 69

Show Work

Total

Part Part
54 38

Show Work

Total

Part Part
66 76

Show Work

Total

Part Part
25 77

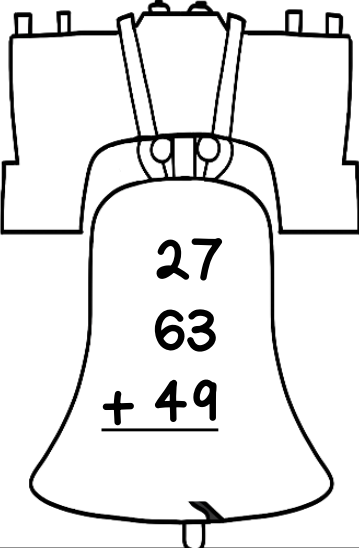
Show Work

Name: _____

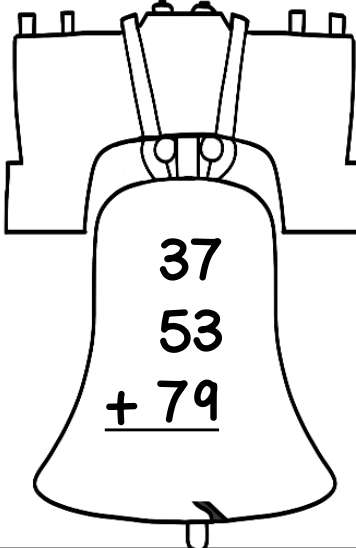
2-DIGIT ADDITION

Directions: Solve each problem.

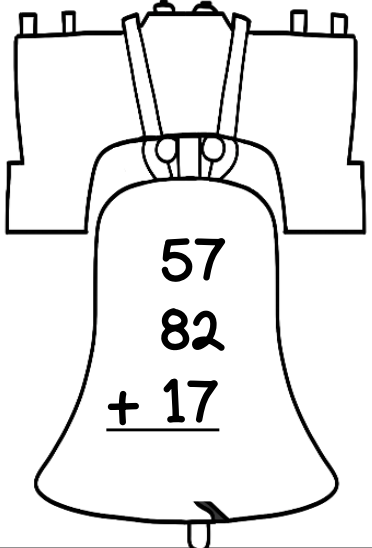
1.


$$\begin{array}{r} 27 \\ 63 \\ + 49 \\ \hline \end{array}$$

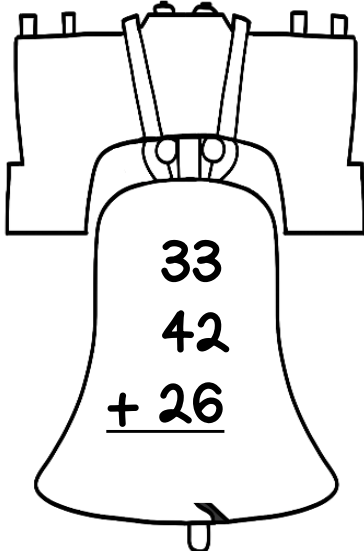
2.


$$\begin{array}{r} 37 \\ 53 \\ + 79 \\ \hline \end{array}$$

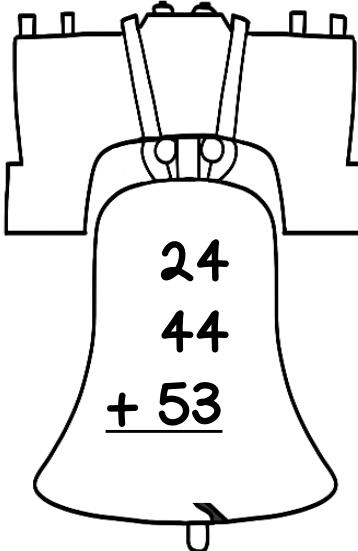
3.


$$\begin{array}{r} 57 \\ 82 \\ + 17 \\ \hline \end{array}$$

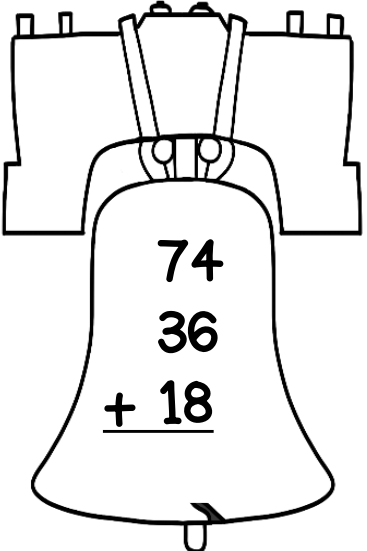
4.


$$\begin{array}{r} 33 \\ 42 \\ + 26 \\ \hline \end{array}$$

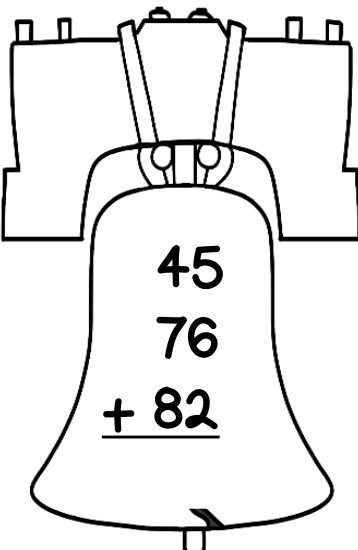
5.


$$\begin{array}{r} 24 \\ 44 \\ + 53 \\ \hline \end{array}$$

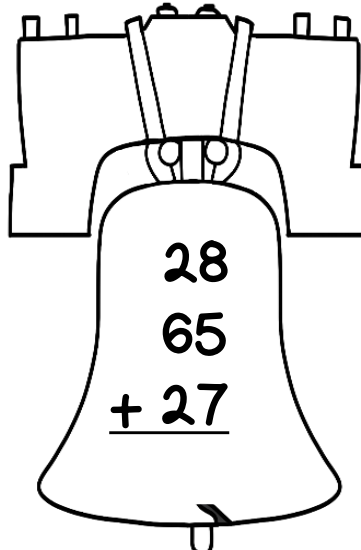
6.


$$\begin{array}{r} 74 \\ 36 \\ + 18 \\ \hline \end{array}$$

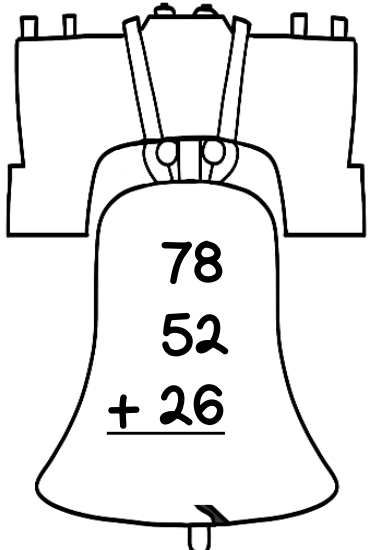
7.


$$\begin{array}{r} 45 \\ 76 \\ + 82 \\ \hline \end{array}$$

8.


$$\begin{array}{r} 28 \\ 65 \\ + 27 \\ \hline \end{array}$$

9.

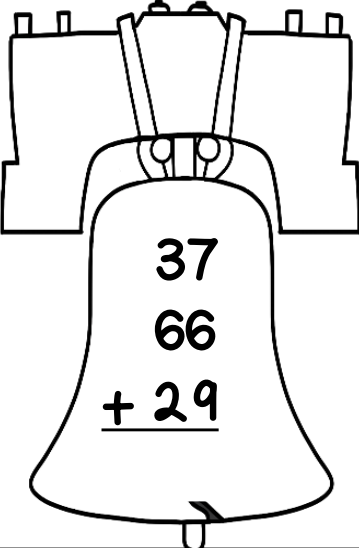

$$\begin{array}{r} 78 \\ 52 \\ + 26 \\ \hline \end{array}$$

Name: _____

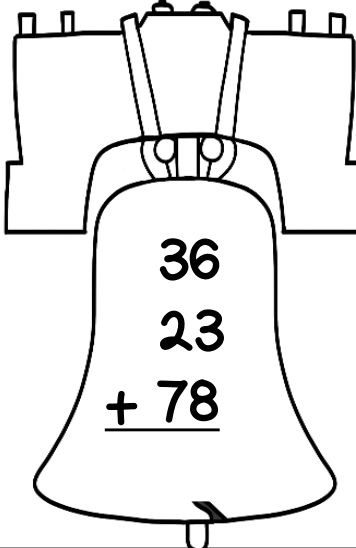
2-DIGIT ADDITION

Directions: Solve each problem.

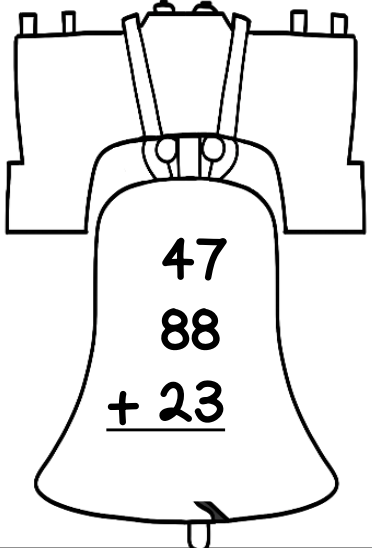
1.


$$\begin{array}{r} 37 \\ 66 \\ + 29 \\ \hline \end{array}$$

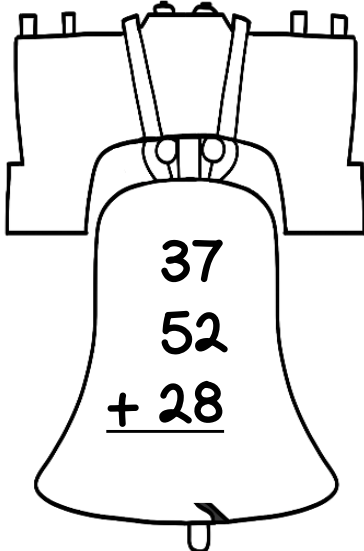
2.


$$\begin{array}{r} 36 \\ 23 \\ + 78 \\ \hline \end{array}$$

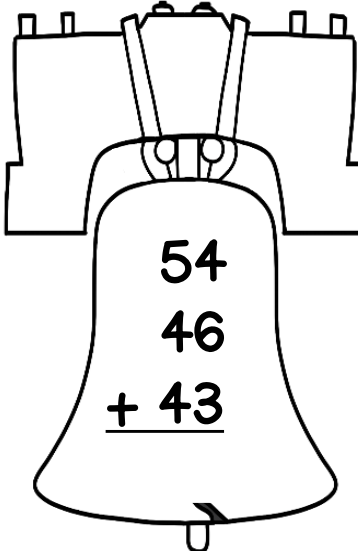
3.


$$\begin{array}{r} 47 \\ 88 \\ + 23 \\ \hline \end{array}$$

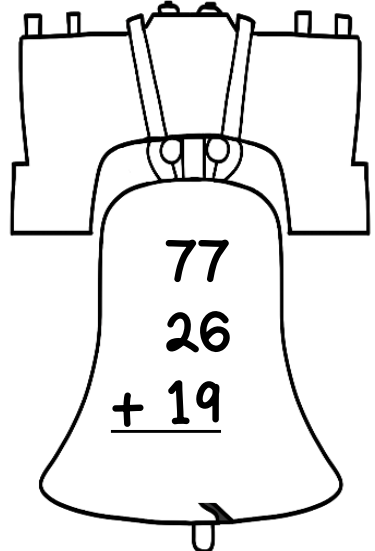
4.


$$\begin{array}{r} 37 \\ 52 \\ + 28 \\ \hline \end{array}$$

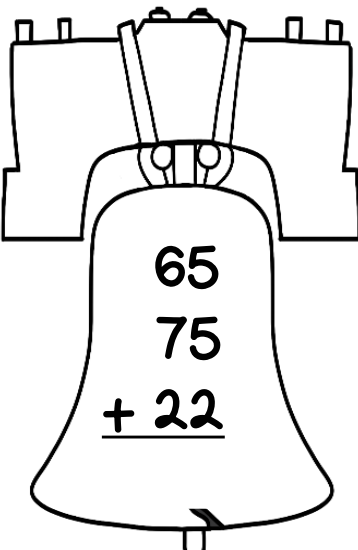
5.


$$\begin{array}{r} 54 \\ 46 \\ + 43 \\ \hline \end{array}$$

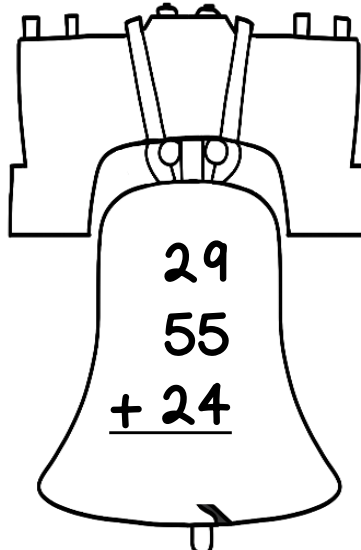
6.


$$\begin{array}{r} 77 \\ 26 \\ + 19 \\ \hline \end{array}$$

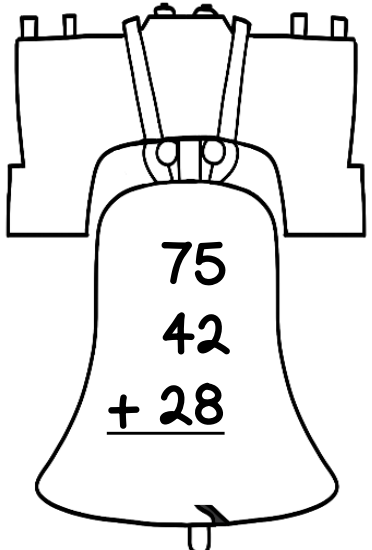
7.


$$\begin{array}{r} 65 \\ 75 \\ + 22 \\ \hline \end{array}$$

8.

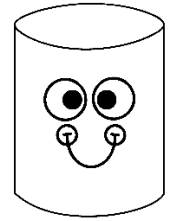

$$\begin{array}{r} 29 \\ 55 \\ + 24 \\ \hline \end{array}$$

9.

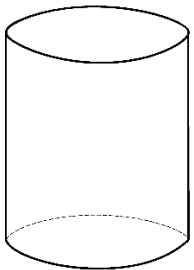
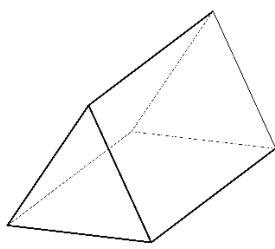
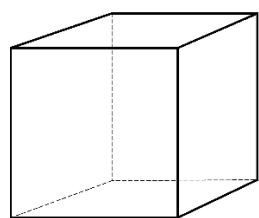
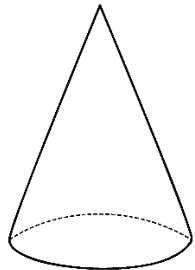
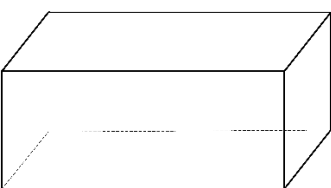
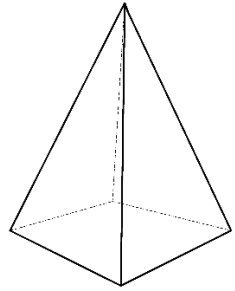

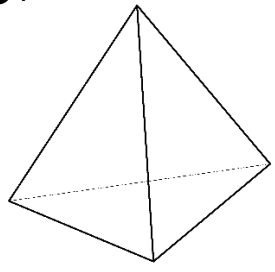

$$\begin{array}{r} 75 \\ 42 \\ + 28 \\ \hline \end{array}$$

Name: _____

COLOR the Number of Faces




Directions: Color in the number of faces for each shape.

1. 	2 3 4	2. 	5 6 7
3. 	4 5 6	4. 	0 1 2
5. 	5 6 7	6. 	3 4 5
7. 	0 1 2	8. 	3 4 5

Name: _____

10 LESS, 10 MORE, 1 LESS, 1 MORE

Directions: Solve each problem.



1.

	729	

2.

	864	

3.

	152	

4.

	385	

5.

	633	

6.

	573	

7.

	147	

8.

	249	

9.

	465	

Name: _____

10 LESS, 10 MORE, 1 LESS, 1 MORE

Directions: Solve each problem.



1.

	339	

2.

	524	

3.

	168	

4.

	925	

5.

	641	

6.

	742	

7.

	186	

8.

	236	

9.

	778	

February Math 2nd Grade

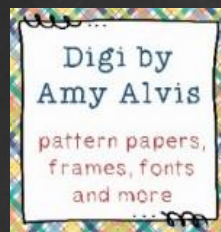
© Tracy Glover @ Teaching Second Grade

Terms of Use:

All rights reserved. Purchase of this item entitles only the purchaser the right to reproduce the pages for classroom use only. Duplication for an entire school (system) or commercial purposes is strictly forbidden without written permission from the author. Copying any part of this product and placing it on the internet, in any form (not even on a personal / classroom website) is strictly forbidden. This is a violation of the Digital Millennium Copyright ACT or DMCA. These items can and will be traced back to the publishing site.

THANK YOU

Graphics and fonts by:



You can visit my store at:

<http://www.teacherspayteachers.com/Store/Teaching-Second-Grade>