

March New Leader Call

March 17, 2021

Agenda

- Welcome and Introductions
- Early Bird Campaign
- Bridging
- Uniforms
- Program Level Trainings
- Open Forum
- Looking Ahead





Early Bird Campaign

Ashley Bulley

What is Early Bird?

- Early Bird runs from April 1st to June 30th each year
- Early Bird is a renewal campaign focused on our current girl and adult members
- Unique incentives for troops and members who commit to coming back for another year of Girl Scouting
- Allows Troops to begin planning for next year as soon as they are ready
- Allows Council to understand where we have the opportunity to engage new Girls looking to join Girl Scouts





Early Bird Incentives – Girl Members

- Early Bird Renewal Patch
- Elimination of \$15 Council Service Fee for all renewing Girl Members
 - Cost to renew for Girls will be \$25




Early Bird Incentives – Troops

- April 1 – April 30
 - 80% Girl Members Renewed
 - \$5 per renewed Volunteer
 - \$50 ACH'd into Troop Account
- May 1 – May 31
 - 80% Girl Members Renewed
 - \$5 per renewed Volunteer
 - \$25 ACH'd into Troop Account
- June 1 – June 30
 - 80% Girl Members Renewed
 - \$5 per renewed Volunteer



Troop Renewal Best Practices

- It is often easier for the Troop Co Leader(s) to process renewals for the girls and volunteers in their Troop.
 - This limits the back and forth with parents as you ask them to renew their Girl Scouts
 - Allows you to ensure that you will reach the Early Bird Troop incentives
 - Allows you to ensure that all returning girls receive their patch and CSF discount.
- Renewal Payment
 - Product Program proceeds to renew the Girls in your Troop
 - Collect renewal payments directly from parents to process renewals





Bridging

Denyelle Hart



Bridging

What is Bridging?

Bridging is a beloved Girl Scout tradition that honors girls' achievements throughout the year and celebrates their "crossing the bridge" to the next Girl Scout level. It involves a special ceremony for the whole family to enjoy as you reflect on the past and prepare for all the amazing things to come.

How it works?

- Grade 1 **Daisies** bridge to Brownies
Grade 3 **Brownies** bridge to **Juniors**
Grade 5 **Juniors** bridge to **Cadettes**
- Grade 8 **Cadettes** bridge to Seniors
Grade 10 **Seniors** bridge to **Ambassadors**
Grade 12 **Ambassadors** bridge to adults

- Bridging Guide:

https://www.girlscouts.org/content/dam/girlscouts-gsusa/forms-and-documents/misc/19_MV_BridgingGuide_flyer_v2.pdf



Patches: Bay Shop - Uniforms

Brownie flying up to Junior



Junior Bridge to Cadette



Daisy Bridge to Brownie



Cadette Bridge to Senior



Brownie Bridge to Junior



Senior Bridge to Ambassador





[Pinterest.com](https://www.pinterest.com) : Girl Scouts Bridging Ceremony Ideas



Uniforms

Donna Francisco

- Girls from each grade level have one official uniform (sash, vest or tunic) to display badges, pins, insignias and awards. A girl must wear her uniform when she participates in ceremonies or officially represents Girl Scouts at events. Just like any other uniform, badges all have their own place on the uniform. Only GSUSA badges go on the front of the uniform. All others go on the back including fun patches, SWAPS etc.



- Periodically, girlscoutshop.org will have free downloads. Right now, you can download Think Like a Citizen Scientist. I have the Democracy and Think Like a Citizen Scientist badge requirements downloaded. If you are interested in either of those, email me at Dfrancisco@cbgsc.org. These requirements can also be found in the Volunteer Took Kit or VTK.



Girl Scout Daisy



Journey Book	\$ 7.00
Handbook	\$13.00
Memory Book	\$ 4.95
Daisy Petal Set	\$ 8.50
Leaves and Badges	\$ 3.00
My Promise, My Faith	\$ 4.00
Safety Award	\$ 4.00
Journey Summit Award	\$ 3.50
Vest	\$19.50
Tunic	\$19.50
Henley	\$20.00
Scarf	\$12.00



Insignia Tab	\$ 3.25
USA Flag Patch	\$ 2.50
Council ID Set	\$ 6.50
Troop Numerals	\$ 1.95
Membership Pin	\$ 2.50
World Trefoil Pin	\$ 2.50
Star	\$ 1.75
Disc (24pk)	\$ 2.50
Disc (each)	\$ 0.10
Bridging Award Badges	\$ 3.00

- As we discussed earlier, bridging is where a girl moves or bridges to the next level. The patch earned here is an arched shaped badge. It is worn on the new level vest underneath the membership stars. The only time more than one bridging patch is allowed, is on the tan uniform as this uniform is worn by the girl as a Cadette, Senior and Ambassador.
- Third Grade Brownies who bridge to Juniors can also earn their wings. Wings are given when a girl “Fly’s Up” to Juniors. The wings are to be worn on the front of the Girl Scout Junior uniform right below the bridging arch and Junior Aide badge. The wings can be moved to other level uniforms moving forward.

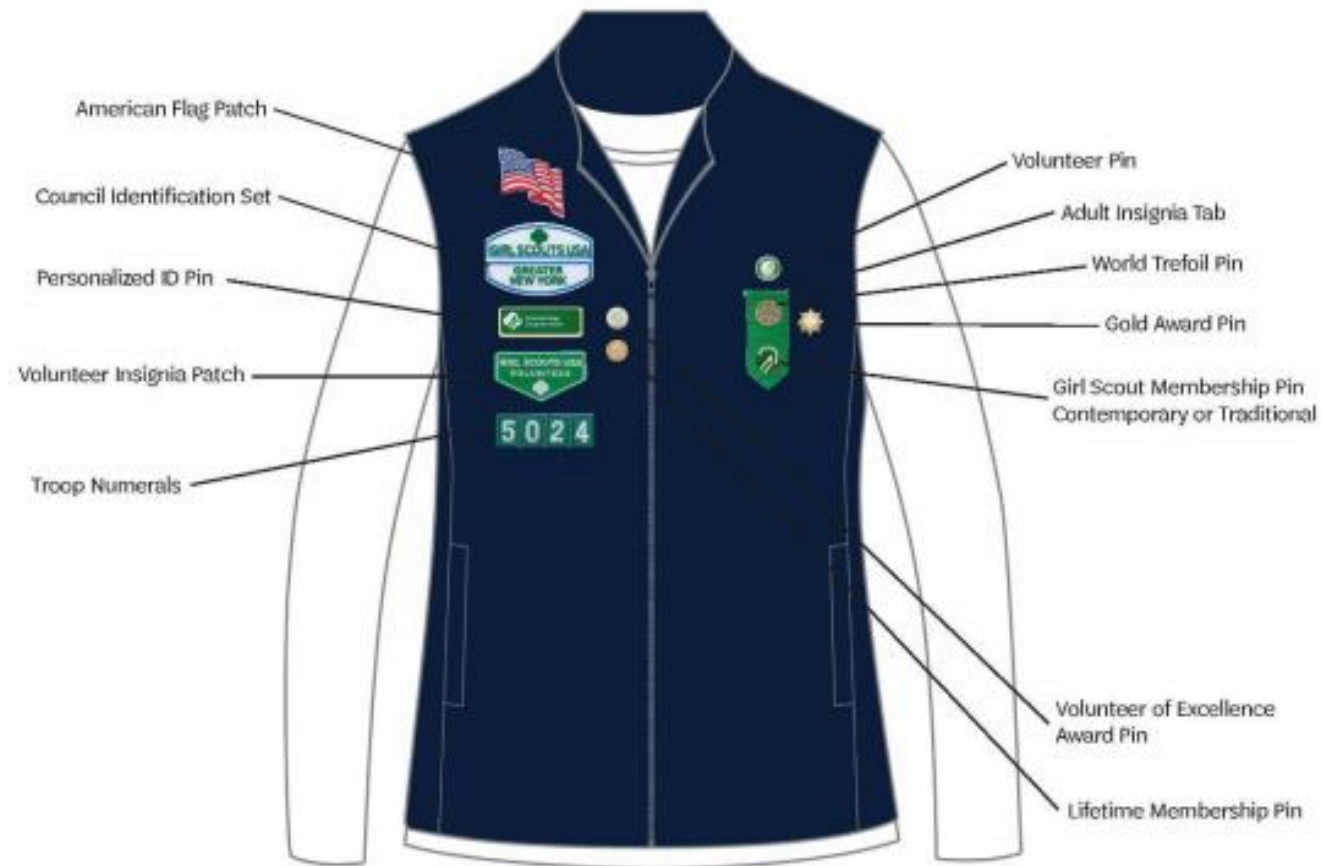


- Adults can choose from several different uniform pieces. The insignia, flag, troop numbers etc. are placed in the same place they are on the girl uniform.





Girl Scout Adult Navy Vest





Program Level Trainings

Alison Lynch



Essentials

Daisy (K-1)

Tells you everything you need to know about the girls

Topics

- How Daisys Think, Act & Feel
- Programming,
- Earn- Awards, Badges, Petals(represent girl scout law)
- Safety Resources –Volunteer Essentials & Activity Checkpoints

Daisy Essentials



- Home
- Content Library
- Achievements
- Live Sessions
- myGS
- Collapse Menu

Content Library / GSUSA Daisy Grade Level Essentials



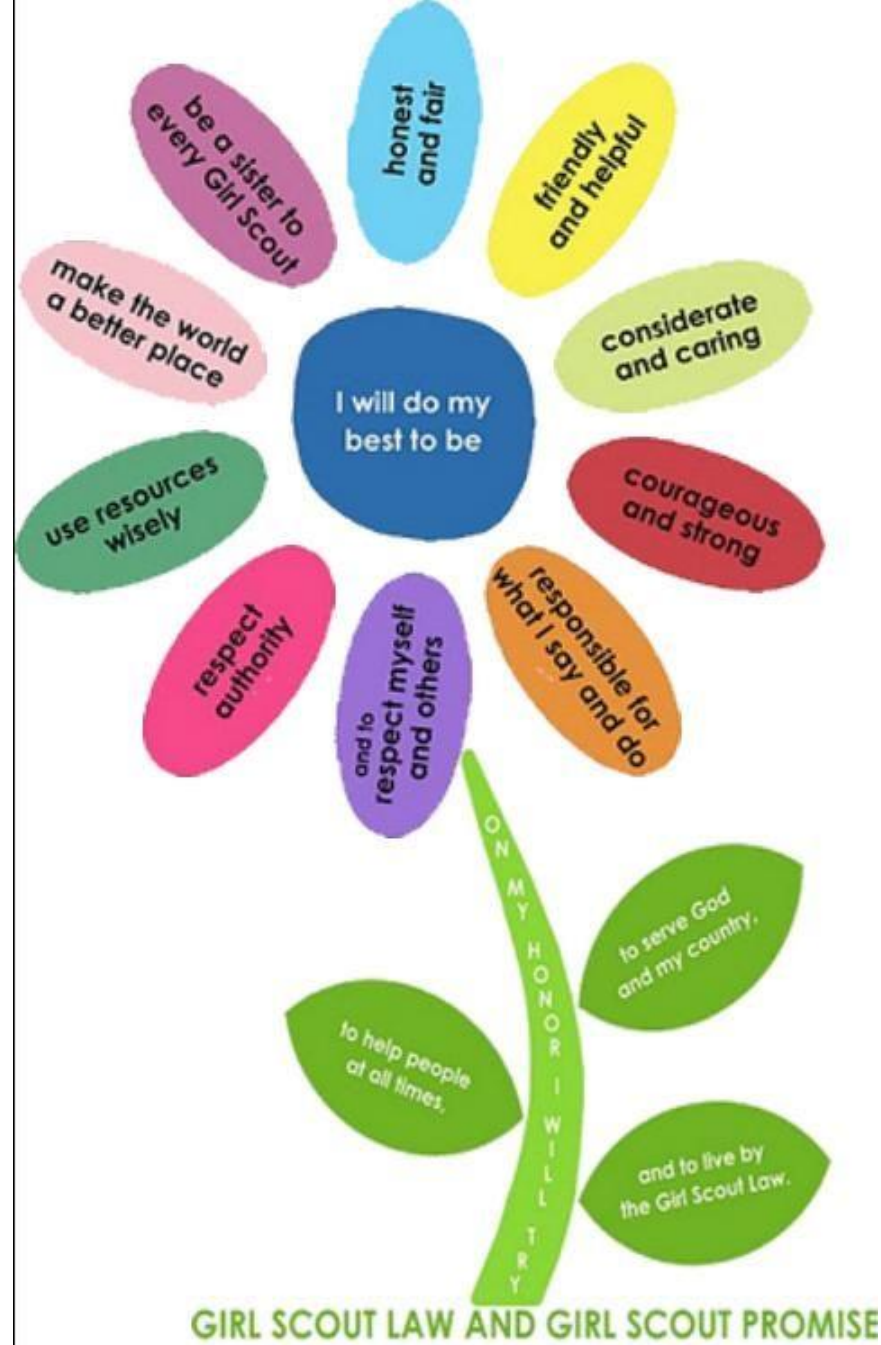
GSUSA Daisy Grade Level Essentials

Welcome to Daisy Girl Scouts! Whether you are new to Daisies or want to know how to better run a Daisy troop, this grade level essentials course covers key topics related to running a successful and engaging Daisy Troop. This course will take approximately 25 minutes to complete.

100%

Modules Additional References Achievements

Daisy Grade Level Essentials





Essentials

Brownie(2-3)

Tells you everything you need to know about the girls, ways to run the troop, etc

Topics

- How Brownies Think, Act & Feel
- Programming, Awards, Badges
- Safety Resources –Volunteer Essentials & Activity Checkpoints

Brownie Essentials

gsLearn

Content Library / GSUSA Brownie Grade Level Essentials


GSUSA Brownie Grade Level Essentials
Whether you are new to Brownies or want to know how to better run a Brownie troop, this grade level training will cover key topics related to running a successful and engaging Brownie Troop. This course takes approximately 25 minutes to complete.

100%

Modules Additional References Achievements

✓ Brownie Grade Level Essentials

The screenshot displays the gsLearn user interface. On the left is a green navigation sidebar with icons and labels for Home, Content Library, Achievements, Live Sessions, myGS, and Collapse Menu. The main content area has a dark header with the course title and description, a photo of a woman and a child, and a large green circular badge indicating 100% completion. Below the header is a light green progress bar with a checkmark and the course name. The top right corner shows a user profile icon.



Junior Level Training

Coming Soon!!!



Open Forum



Looking Forward – Next Month's Call

- Safety Activity Checkpoints
- Troop Participation Form
- Volunteer Appreciation
 - Volunteer Appreciation Month/Week
 - Volunteer Recognition