

# Federal New Buildings Handbook for Net Zero Energy, Water, and Waste

Prepared for the U.S. Department of Energy  
Federal Energy Management Program

By the Pacific Northwest National Laboratory  
KM Fowler, I Demirkanli, DJ Hostick, KL McMordie-Stoughton, AE  
Solana, and RS Sullivan

August 2017

## Contacts

Renewable Energy Program Manager

Rachel Shepherd

U.S. Department of Energy, Federal Energy Management Program

EE-5F, 1000 Independence Avenue, S.W.

Washington, D.C. 20585-0121

Phone: (202) 586-9209

E-mail: [rachel.shepherd@ee.doe.gov](mailto:rachel.shepherd@ee.doe.gov)

Program Manager

Nicolas Baker

U.S. Department of Energy, Federal Energy Management Program

EE-5F, 1000 Independence Avenue, S.W.

Washington, D.C. 20585-0121

Phone: (202) 586-8215

E-mail: [nicolas.baker@ee.doe.gov](mailto:nicolas.baker@ee.doe.gov)

## Acknowledgements

The project team would like to thank the U.S. Department of Energy's (DOE) Federal Energy Management Program (FEMP) for its leadership in the development of this handbook. Rachel Shepherd and Nicolas Baker were critical to the success of this document through their technical leadership and review of the product, and their ability to bring together a variety of stakeholders to contribute to the product. Elena Meehan of SRA International, Inc. was a key member of the FEMP team ensuring that we addressed the comments from the reviewers. The Department of Defense (DOD), General Services Administration (GSA), Building Technologies Office, and the National Renewable Energy Laboratory provided reviews of the technical content that were valuable in the framing of the document. Reviewers included: Tim Unruh (DOE), Lieutenant Colonel Travis Leighton (DOD), Kristine Kingery (DOD-Army), Paul Volkman (DOD-Army), Marc Kodack (DOD-Army), Wanda Johnsen (DOD-Army), Kevin Kampschroer (GSA), Kinga Porst (GSA), Natalie Huber (GSA), and Lance Davis (GSA). At the Pacific Northwest National Laboratory (PNNL), in addition to the authors that contributed to the technical content, Delphine Appriou developed the graphics and Supriya Goel provided the technical peer review. The project team greatly appreciates the contributions made by the organizations and individuals that provided input to this document.

The PNNL information release number for this report is PNNL-26638.

## Abbreviations and Acronyms

AD	Anaerobic digestion
ASHRAE	American Society of Heating, Refrigeration and Air-Conditioning Engineers
BMP	best management practice
Btu	British thermal unit
CFR	Code of Federal Regulations
DHW	domestic hot water
DOE	U.S. Department of Energy
EERE	Energy Efficiency and Renewable Energy
EISA	Energy Independence and Security Act of 2007
FEMP	Federal Energy Management Program
GSF	gross square feet
HVAC	heating, ventilation, and air conditioning
LED	light-emitting diode
LFG	landfill gas
MMBtu/sf	Million British thermal units per square foot
MSW	Municipal Solid Waste
O&M	operations and maintenance
PNNL	Pacific Northwest National Laboratory
REC	Renewable energy certificates
U.S.	United States
WTE	waste-to-energy

# Contents

- 1 Introduction..... 1
- 2 Federal Building Boundaries ..... 2
- 3 Net Zero Applications for Federal Buildings..... 5
- 4 Net Zero Federal Buildings for New Construction..... 7
- 5 Summary ..... 28
- 6 Glossary ..... 28
- 7 References ..... 33

# 1 Introduction

Net zero energy buildings have been a growing target in the federal and private sector. For the commercial and residential building sectors the International Living Future Institute has developed a building certification system for net zero buildings called the Living Building Challenge. Over 300 buildings have been registered in 29 countries, and 43 case studies of certified buildings are available to the public.<sup>1</sup> The World Green Building Council and Architecture 2030 launched a project in 2016 focused on net zero carbon buildings with the goal of all buildings being net zero carbon by 2050.<sup>2</sup> And non-profit organizations, such as the Zero Energy Project, are focused on increasing the number of residential properties that achieve net zero goals along with the federal and private sectors.<sup>3</sup>

In 2015, the Department of Energy's (DOE) Energy Efficiency and Renewable Energy (EERE) office defined zero energy buildings as *“an energy-efficient building where, on a source energy basis, the actual annual delivered energy is less than or equal to the on-site renewable exported energy.”* The definition was developed through the survey of existing publications, interviews with subject matter experts (SMEs), and a public comment period. The definition report emphasized that zero energy buildings use all cost-effective energy efficiency measures and then include renewable energy systems that address the power needs, noting that reduced energy consumption makes it less expensive to achieve the zero energy goal. The goal of reducing energy consumption includes integrated design, energy efficiency measures, reduced plug load, and occupant behavior change programs.<sup>4</sup>

This handbook is focused on applying the EERE definition to federal sector new buildings. The Pacific Northwest National Laboratory (PNNL), commissioned by DOE's Federal Energy Management Program (FEMP), prepared the handbook incorporating inputs from the Department of Defense, General Services Administration, and the National Renewable Energy Laboratory.

In the federal sector, the net zero efforts go beyond zero energy buildings to include net zero **energy**, **water**, and **waste** buildings. The federal buildings being addressed in this handbook are owned by the federal government and the occupants are federal employees, and thus do not have an equivalent to building owners or consumers in the commercial and residential building sectors. Federal energy, water, and waste management has a strong history of focusing on minimizing use first and then looking for alternatives to achieve the net zero target. Many

---

<sup>1</sup> For information on the Living Future Institute net zero building certification system see: <https://living-future.org/net-zero/>

<sup>2</sup> For more information on the World Green Building Council see: <https://www.environmentalleader.com/2016/07/net-zero-green-building-certification-coming-soon/>

<sup>3</sup> For more information on residential net zero energy activities see: <http://zeroenergyproject.org/>, <https://energy.gov/eere/buildings/zero-energy-ready-home>, and <https://www.wsj.com/articles/builders-new-power-play-net-zero-homes-1421794129>

<sup>4</sup> *A Common Definition for Zero Energy Buildings* available online at [http://energy.gov/sites/prod/files/2015/09/f26/bto\\_common\\_definition\\_zero\\_energy\\_buildings\\_093015.pdf](http://energy.gov/sites/prod/files/2015/09/f26/bto_common_definition_zero_energy_buildings_093015.pdf)

energy, water, and waste regulatory requirements and mandates exist that drive the federal sector toward reducing consumption first, then encouraging alternative paths to reducing resource use, impact, and costs. This document offers strategies that are in support of, but are not intended to replace, substitute, or modify any statutory or regulatory requirements and mandates. Following the federal culture of promoting reduction and efficiency first, the recommended strategies for net zero energy, water, and waste federal buildings are outlined below.

- A net zero energy federal building (constructed, renovated, or existing) is operated to maximize energy efficiency, implement energy recovery opportunities where feasible, and balance the actual annual source energy consumption with on-site renewable energy generation.
- A net zero water federal building (constructed, renovated, or existing) is operated to minimize total water consumption, maximize alternative water sources, minimize wastewater discharge from the building, and return water to the original water source such that the annual water consumption is equivalent to the alternative water use plus water returned to the original source over the course of a year.
- A net zero waste federal building is operated to reduce, reuse, recycle, compost, or recover solid waste streams (with the exception of hazardous and medical waste) thereby resulting in no waste disposal to landfills or incinerators.

Net zero energy, water, or waste will not be feasible for all federal buildings as it may not be life-cycle cost-effective. Activities that may not be applicable for net zero include:

- An intelligence activity of the United States, and related personnel, resources, and buildings;
- Law enforcement activities of the agency, and related personnel, resources, and buildings;
- Law enforcement, protective, emergency response, or military tactical vehicle fleets of the agency;
- Particular agency activities and buildings where it is in the interest of national security; and
- Buildings outside of the United States are excluded unless the head of an agency determines otherwise.

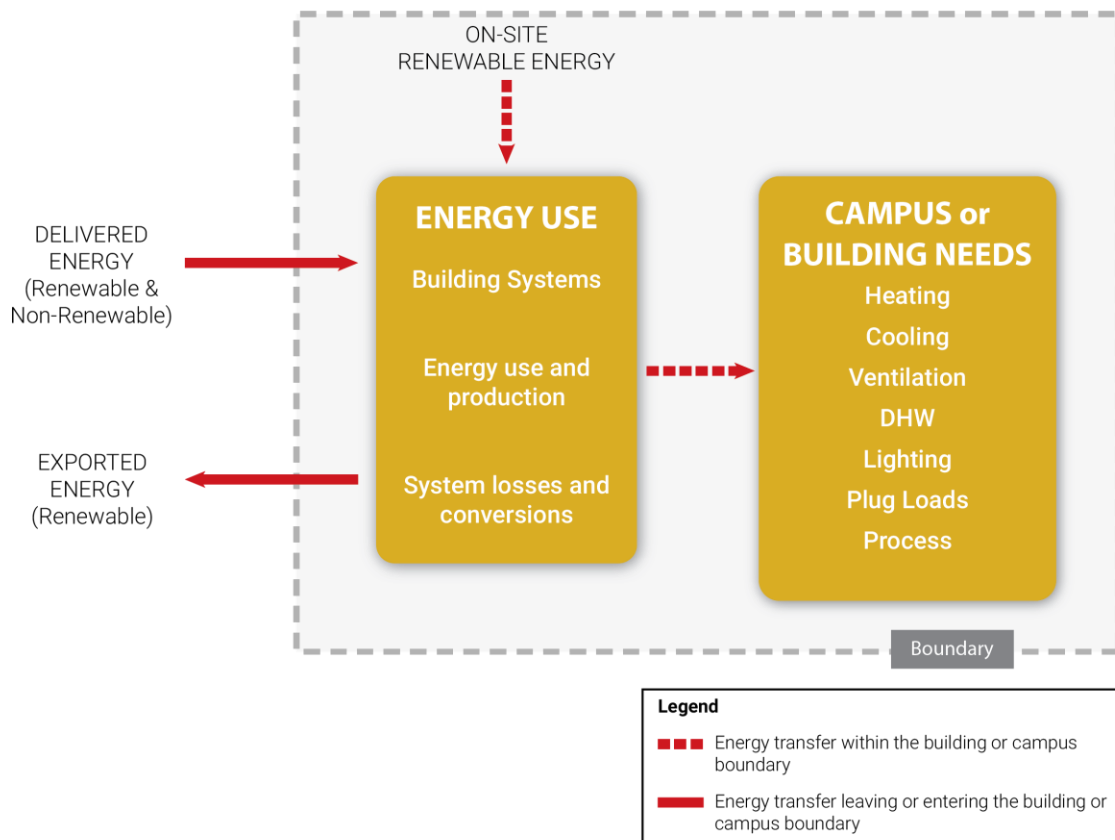
Federal agencies should look to pursue net zero where it helps achieve statutory or regulatory requirements and mandates.

## **2 Federal Building Boundaries**

Net zero efforts begin with identifying the federal building boundary. A building boundary delineates the area that is functionally part of the building. Simply stated, the boundary is at or

within the legal property boundary, ideally including the point of utility interface. Where the standalone building boundary is not clear for new federal buildings, it may be possible during the design phase to define the optimum boundary in support of net zero considering the functional space for achieving net zero for energy, water, or waste, for example, including property for rainwater capture, renewable energy generation equipment, or waste diversion equipment.

The following figures represent net zero energy, water, and waste boundaries. Figure 1 offers a net zero energy boundary condition. The net zero energy boundary could include energy use, on-site renewable energy production, energy storage, delivered energy, and exported energy. The renewable energy certificates (RECs) for the on-site renewable energy must be retained. If the RECs for the on-site renewable energy are sold, they must be replaced.



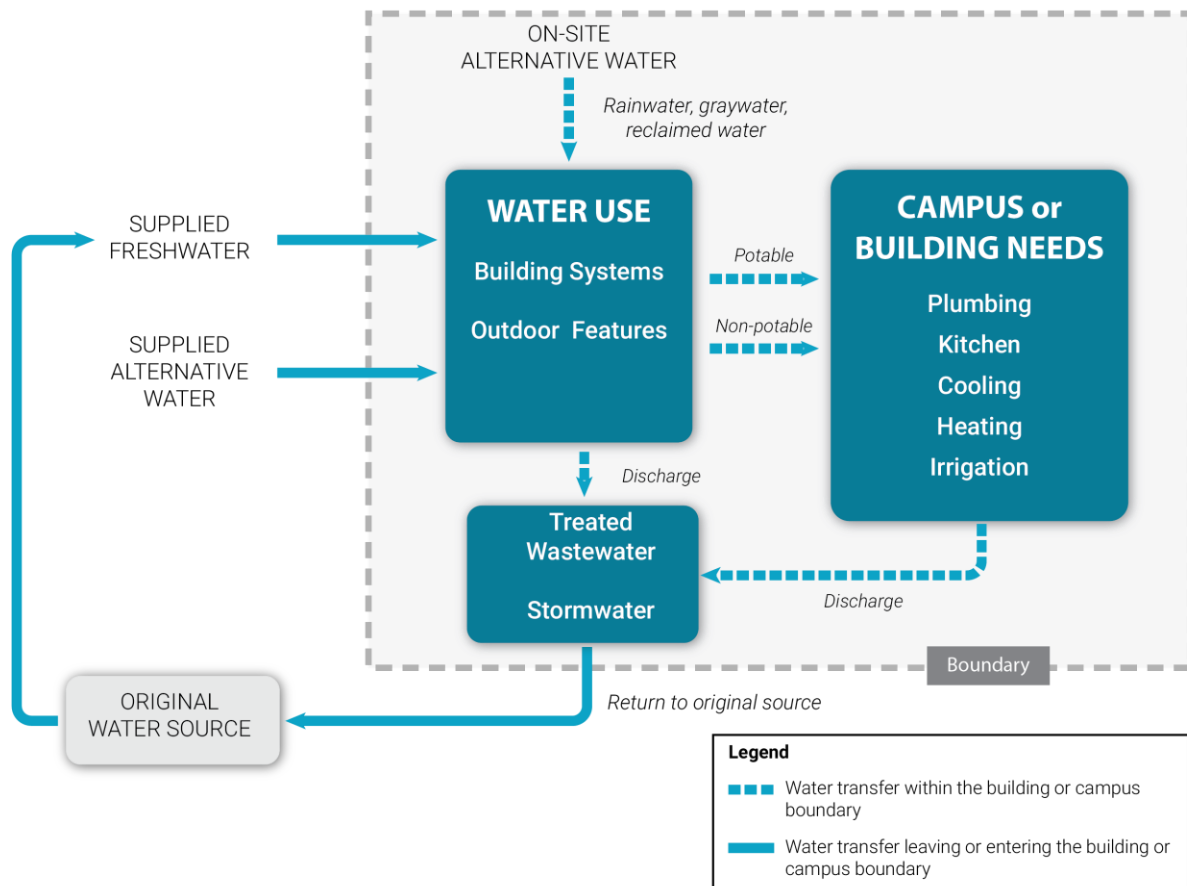
**Figure 1. Conceptual depiction of site boundary for energy balance.<sup>5</sup>**

<sup>5</sup> Figure was adapted from *A Common Definition for Zero Energy Buildings* available online at [http://energy.gov/sites/prod/files/2015/09/f26/bto\\_common\\_definition\\_zero\\_energy\\_buildings\\_093015.pdf](http://energy.gov/sites/prod/files/2015/09/f26/bto_common_definition_zero_energy_buildings_093015.pdf)

DHW refers to domestic hot water

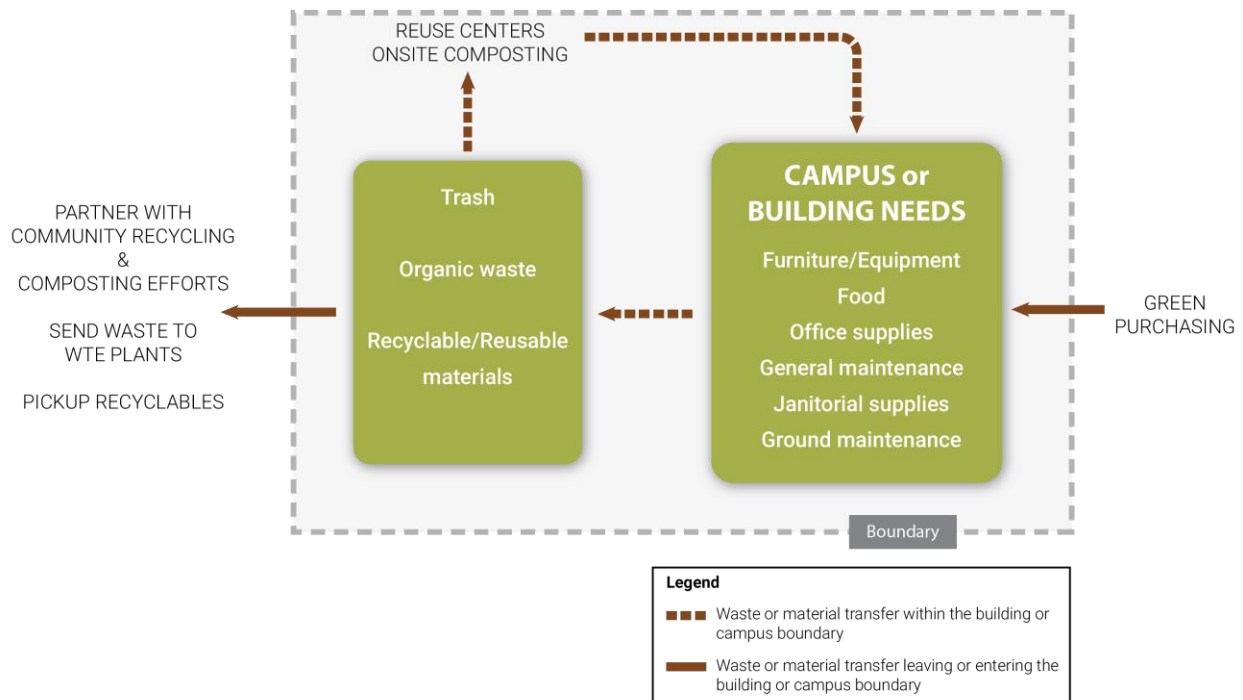


Figure 2 offers a net zero water boundary condition. The net zero water boundary could include potable and non-potable water use, on-site alternative water sources, freshwater supply, alternative water supply, and water returned to the original water source. If the building is not within the watershed or aquifer of the original water source, then returning water to the original water source will be unlikely. In those cases, achieving net zero water would depend on alternative water use.



**Figure 2. Conceptual depiction of site boundary for water balance.**

Figure 3 offers a net zero waste boundary condition. The net zero waste boundary could include material use and waste generation, on-site reuse and compost centers, green procurement, and partnerships with entities to recycle, compost, reuse, and generate energy through waste-to-energy (WTE) plants. Construction and demolition waste for new buildings is not part of the net zero waste boundary for new buildings.



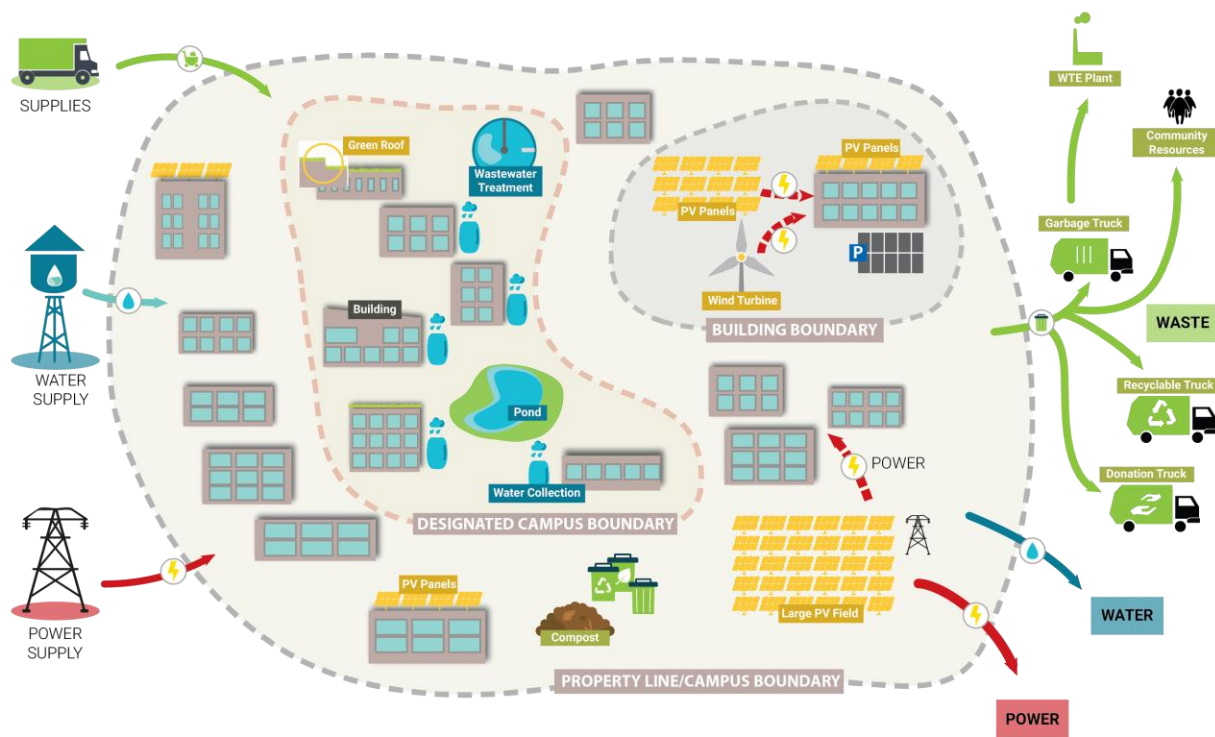
**Figure 3. Conceptual depiction of site boundary for waste balance.**

### 3 Net Zero Applications for Federal Buildings

This guidance document provides the net zero application for designing new net zero federal buildings. Separate guidance documents address two other net zero applications: renovating existing net zero federal buildings and modernizing a federal campus to achieve net zero. Each application provides strategies for achieving net zero energy, water, and waste. The new building application addresses design, construction, and operations considerations. It is recommended that agencies consider the best application to implementing net zero energy, water, or waste for their particular building or campus project. In other words, agencies can determine the boundary that aligns best with their net zero project. Figure 4 provides a visual of the different applications of net zero.

- If considering a net zero federal building, whether new or existing, the area called “*building boundary*” represents a net zero energy building example. Within the boundary line is the building property and the land needed for the on-site renewable energy generation.

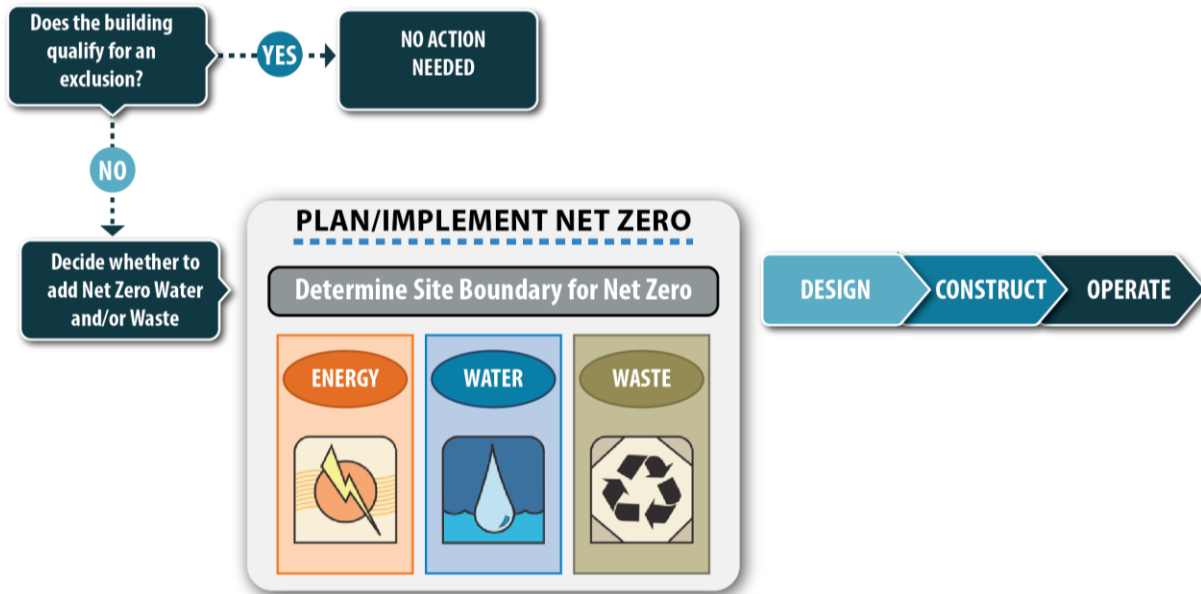
- The area called “*designated campus boundary*” represents a net zero water campus. Within that boundary is the set of buildings and water related infrastructure needed for these buildings to be considered net zero water. There are six buildings inside of that boundary. Depending on whether an agency chooses the number of buildings or square footage, the agency would count all six of those buildings or their total square footage towards meeting the agency net zero target for existing buildings.
- The area called “*property line/campus boundary*” represents a traditional campus boundary definition as it is the actual boundary of the campus. This example is showing elements of a net zero waste campus. If this entire campus was designated as net zero waste, all 17 buildings and their corresponding square footage would count toward the agency’s net zero target for existing buildings.



**Figure 4. Net Zero Boundary Examples**

## 4 Net Zero Federal Buildings for New Construction

This section describes how new buildings could achieve net zero energy, water, and waste considering the lifecycle of design, construction, and operation (Figure 5).



**Figure 5. Net Zero Planning for New Buildings**

This section is organized by net zero area in the following order; energy, water, and waste. Each net zero area includes design, construction, and operation considerations.



## ENERGY

The construction of a new net zero energy building focuses on reducing the energy load first, through the process of efficient design, then by supplying renewable energy to match the annual source energy use of the building. For a net zero energy design of a new building to be successful, there must be diligence in the construction and operation phases of the building to ensure the net zero energy considerations perform as expected.

### Design

Building design elements that aim at net zero energy new construction are provided below.

#### EA.D.1 Design for a high performance, energy efficient building

A net zero energy building design should aim at maximizing energy efficiency by including a comprehensive suite of energy efficient elements that address siting and building orientation, building envelope, heating, ventilation, and air conditioning (HVAC) equipment, lighting, miscellaneous load, energy recovery, and controls (Table 1). At a minimum, the design should be consistent with the requirements in 10 Code of Federal Regulations (CFR) Part 433.

For net zero energy design, equipment selection should not be based on economic viability alone but should include policy and mission-related considerations, such as energy security. A building that has a lower demand for energy will be more secure and resilient during emergencies, and will have lower environmental impact on the region, including air quality. An integrated design process should be used to identify efficiency opportunities. Integrated design includes active participation throughout the life-cycle of the building design and construction phases by a diverse set of stakeholders such as architects, mechanical engineers, electrical engineers, future building operators, and future occupants.

Consider how the building boundary may limit the quantity of renewable energy that can be generated. A building energy use intensity design goal may need to be set if there are significant renewable energy generation constraints.

#### ENERGY Net Zero Design Elements for New Buildings

[EA.D.1](#) Design for a high performance energy efficient building

[EA.D.2](#) Model building to estimate annual source energy use

[EA.D.3](#) Design a renewable energy system to generate the source energy equivalent or greater of the modeled annual energy consumption

[EA.D.4](#) Minimize the impact of design reviews or value engineering on the net zero target

**Table 1. High Performance Design Considerations for New Net Zero Energy Buildings**

High performance design options	Considerations
Siting & Orientation	Select the building site and orient the building design to allow for passive solar design, to optimize shading benefits, and allow for on-site renewable energy generation.
Building Envelope	Minimize energy loss and attain appropriate solar gain with air barriers, the window-to-wall ratio, and insulation levels.
HVAC Equipment	Right-size a best-in-class HVAC system with local or zone controls that leverages efficient design elements, including waste heat recovery, if possible. District-level solutions, such as central heating and cooling plants, can provide significant energy efficiency benefits and should be considered where appropriate.
Lighting	Optimize daylighting potential, specify light-emitting diodes (LED) lighting, and use daylighting sensors and lighting controls.
Controls	Use a building control system to monitor and control HVAC systems, lighting, and renewable energy generation systems.
Miscellaneous Loads	Evaluate and understand expected plug and process loads, and then reduce to the maximum extent possible.

**EA.D.2 Model building to estimate annual source energy use**

Building energy modeling is an iterative process where alternative technologies and systems are modeled to determine the optimum solution for the building function and operational goals. A building energy model will be modified throughout the design and construction processes to identify the impact of potential design modifications.

Building energy models provide an estimate for energy consumption at the building site (site energy). To convert site energy to source energy, several other factors must be accounted for including: energy consumed in the extraction, processing and transport of primary fuels such as coal, oil and natural gas; energy losses in thermal combustion in power generation plants; and energy losses in transmission and distribution to the building site. The conversion factors listed in Table 2 can be used to:

- 1) convert site energy to source energy, and
- 2) develop a source energy equivalent value of on-site renewable energy generation that is exported from the net zero energy site to the electric grid, since it displaces electricity that would otherwise be generated from conventional sources.

**Table 2. National Average Source Energy Conversion Factors<sup>6</sup>**

Energy Form	Source Energy Conversion Factor
Imported Electricity	3.15
Exported Renewable Electricity	3.15
Natural Gas	1.09
Fuel Oil (1,2,4,5,6)	1.19
Propane & Liquid Propane	1.15
Steam	1.45
Hot Water	1.35
Chilled Water	1.04
Coal or Other	1.05

To estimate the total source energy consumption, the amount of each delivered energy type is multiplied by the conversion factor to determine source energy. For example, a building using electricity and natural gas would multiply each fuel type in British Thermal Units (Btus) by the appropriate conversion factor listed in Table 2. These end use values would be summed to represent the total source energy use for the building. The renewable electric energy generated on-site and exported to the grid would be multiplied by the electricity conversion factor and be subtracted from the sum of the energy use. A building would be considered net zero when the difference between energy use and energy generation is equal to zero or a negative value.

$$\text{Total Energy Use} = [\text{Site Energy Use by Fuel Type(s)} * \text{Source Energy Conversion Factor(s)}] - [\text{On-site, Exported Renewable Energy by System} * \text{Source Energy Conversion Factor(s)}]$$

If a building uses the renewable energy directly, then the site energy use of the building would be reduced by the site renewable energy used and the remainder of the site energy use would be converted to source energy as described above.

**EA.D.3 Design a renewable energy system to generate the source energy equivalent or greater of the modeled annual energy consumption**

A net zero energy building minimizes energy use and then generates renewable energy equal to the annual source energy consumption. The optimal mix of renewable energy technologies for a net zero building is site-specific. Renewable energy includes technologies that can harness solar power, wind power, hydropower, geothermal energy (including ground source heat pumps), biomass, and biofuels. To determine which technologies are best for a site, a renewable energy

---

<sup>6</sup> Table was recreated from *A Common Definition for Zero Energy Buildings* available online at [https://energy.gov/sites/prod/files/2015/09/f26/bto\\_common\\_definition\\_zero\\_energy\\_buildings\\_093015.pdf](https://energy.gov/sites/prod/files/2015/09/f26/bto_common_definition_zero_energy_buildings_093015.pdf)

assessment should be performed. An assessment will identify which renewable energy sources could potentially work at the site, how much energy can be generated given site constraints, and which options are cost-effective for the site.

#### **EA.D.4 Minimize the impact of design reviews or value engineering on the net zero target**

When designing a net zero energy building, it is important to incorporate the design elements and strategies from the beginning of the design process. This can be achieved by clearly laying out the net zero energy goals of the building (such as a specific energy use intensity, MMBtu/sf), specifying net zero energy technologies and systems at the initial design charrette, and integrating net zero elements with other aspects of the design such that they are achieving multiple goals. It is also important to bring stakeholders to the table at the beginning of the design process, including future occupants and operators, to ensure everyone is in agreement on the net zero energy goals. During the value engineering phase of the project, an advocate for the net zero energy design elements needs to be present and can communicate the impact of design modifications on the net zero energy goal. Throughout the design stages, it is important that the energy model is updated to reflect the impact of design modifications to the estimated annual source energy use and how that might impact the renewable energy systems design and size.

### **Construction**

During the construction phase, the net zero energy elements identified during the design phase will be put into practice. New building construction elements that aim at a net zero energy building are provided below.

#### **EA.C.1 Develop contract language to maintain the integrity of net zero**

During the construction and operation of a net zero energy building, additional modeling will provide insight into the building's expected performance. These models could present the 100% as-designed drawings, impacts of design modifications, as-built drawings, and post-occupancy calibrated energy models.

Contract language should ensure the net zero energy elements are installed per the design. This language should include requirements that the equipment specifications identified in the design phase are cross-walked with the contractor's procurement documentation to ensure that the correct equipment is purchased and installed. Furthermore, the contract should be developed to include energy use and power generation performance metrics to ensure the building meets the design expectations. Ideally the building's energy use by fuel type and renewable energy generation would be metered and sub-meters would be in place for end uses that are expected to use a large amount of energy.

#### **EA.C.2 Commission the energy systems**

Contract language should require that all features that impact energy consumption, whether energy efficiency or power generation related, are commissioned. This will ensure that the

<b>ENERGY Net Zero Construction Elements for New Buildings</b>	
<a href="#">EA.C.1</a>	Develop contract language to maintain the integrity of net zero
<a href="#">EA.C.2</a>	Commission the energy systems



building’s energy systems are installed and tested to perform per the design specifications. A commissioning plan must be prepared that includes the overall objectives, commissioning strategies, and project team. The plan should also include the required tests to be performed to commission each major energy system. Commissioning can be organized into four steps: planning, assessing energy costs and savings, implementing recommendations, and integrating findings into operations.<sup>7</sup>

## Operations

Operations and maintenance (O&M) can be one of the most cost-effective ways to reduce energy use. The net zero energy operation elements that contribute to a building meeting its net zero energy targets are provided below.

### EA.O.1 Develop a building operation plan to address O&M of energy efficiency design features and renewable energy technology

The building operation plan needs to address the key areas of operational efficiency. The plan should include the description of the measure, action items that should be performed, the frequency it should occur, and the personnel that are responsible for the action. Key actions toward the goal of operational efficiency include:<sup>8</sup>

- Tracking O&M activities and reporting on status of O&M investments,
- Using data to identify energy technologies or systems that are operating outside of their expected performance parameters,
- Committing to addressing the identified technology or system performance issues, and
- Documenting changes made and tracking subsequent performance changes.

### EA.O.2 Meter energy use and production, and benchmark performance

Buildings should have advanced meters collecting data on at least an hourly basis. Advanced meters need to be installed for all building energy use and on-site power generation. Energy use data must be collected and analyzed to identify use trends and potential opportunities for

#### ENERGY Net Zero Operation Elements for New Buildings

[EA.O.1](#) Develop a building operation plan to address O&M of energy efficiency design features and renewable energy technology

[EA.O.2](#) Meter energy use and production, and benchmark energy performance

[EA.O.3](#) Implement behavior change and training programs to engage occupants in the net zero energy performance goal

[EA.O.4](#) Measure and verify building is operating at net zero over a one-year timeframe

<sup>7</sup> Additional commissioning information can be found at the FEMP Commissioning website: <http://energy.gov/eere/femp/commissioning-federal-buildings>

<sup>8</sup> For additional information see the FEMP O&M Best Practices guide at: <http://energy.gov/eere/femp/downloads/operations-and-maintenance-best-practices-guide>

efficiency opportunities.<sup>9</sup> The monthly energy use data must be benchmarked using the Environmental Protection Agency's ENERGY STAR Portfolio Manager<sup>®</sup>.<sup>10</sup>

### **EA.O.3 Implement behavior change and training programs to engage occupants in the net zero energy performance goal**

To successfully operate a net zero energy building, occupants must be engaged and knowledgeable about the building's net zero elements and functions. A behavior change program can be an effective approach to training occupants on key net zero features of the buildings. A behavior change program integrates technology, policy, and behavior into the day-to-day operations of a building.<sup>11</sup> Example elements of a behavior change program for encouraging energy conservation and efficiency include:

- training occupants on interactive energy design features such as lighting or plug load controls,
- billing or mock billing of tenants,
- holding competitions to inspire occupant energy conservation efforts,
- informing building occupants about the building's energy use through staff meetings, newsletters, email announcements, and social media announcements, and
- providing awards for occupant-led energy conservation efforts.

### **EA.O.4 Measure and verify building is operating at net zero over a one-year timeframe**

To verify whether the building is operating at net zero, energy generation data must be compared to energy use. The steps to follow to calculate net zero energy status are:

- A year of building site energy use is collected for all energy sources such as electricity, steam, and natural gas.
- Building site energy is converted to source energy using conversion factors offered in Table 2. To estimate the total source energy consumption, the amount of each delivered energy type is multiplied by its respective conversion factor to determine source energy.
- A corresponding year of renewable energy generation data is collected for all renewable energy generated within the building boundary and which was exported to the grid. The exported renewable electricity is converted into a source energy equivalent by using the conversion factor from Table 2.

If the total building source energy use is less than or equal to the total renewable energy exported (after conversion to a source energy equivalent), the building is considered net zero energy.

---

<sup>9</sup> For additional information see the FEMP Federal Building Metering guidance at: <http://energy.gov/eere/femp/metering-federal-buildings>

<sup>10</sup> For additional information see the FEMP Benchmarking guidance at: <http://energy.gov/eere/femp/eisa-federal-facility-management-and-benchmarking-reporting-requirements>

<sup>11</sup> For more information go to FEMP Institutional Change for Sustainability Website: <http://energy.gov/eere/femp/institutional-change-sustainability>



## WATER

A net zero water building has been achieved when the amount of alternative water consumption and water returned to the original water source is equivalent to the building’s water consumption. The original water source includes sources within the same local watershed and aquifer of the building’s water supply.<sup>12</sup> The goal of net zero water is to preserve the quantity and quality of natural water resources with minimal deterioration, depletion, and rerouting due to the building’s water use by utilizing potential alternative water sources and water efficiency measures to minimize the use of supplied freshwater. Ultimately, a net zero water building completely offsets the building’s water use with maximized alternative water plus water returned to the original water source, represented by this simple formula:

$$\left\{ \begin{array}{l} \text{Total Annual} \\ \text{Water Use} \end{array} \right\} = \left\{ \begin{array}{l} \text{Total Annual} \\ \text{Alternative Water Use} \end{array} \right\} + \left\{ \begin{array}{l} \text{Total Annual Water Returned/Discharged} \\ \text{to the Original Source} \end{array} \right\}$$

Definitions for the terms used in the equation can be found in the Glossary.

### Design

Building design elements for net zero water new construction are provided below.

#### W.A.D.1 Design for a high performance, water efficient building

A net zero water building design should aim to maximize water efficiency while simultaneously minimizing demand by including a comprehensive suite of water efficient elements that include all water consuming equipment inside the building as well as outdoor water use, as shown in Table 3.<sup>13</sup>

**Table 3. High Performance Design Considerations for New Net Zero Water Buildings**

WATER Net Zero Design Elements for New Buildings	
<a href="#">W.A.D.1</a>	Design for a high performance, water efficient building
<a href="#">W.A.D.2</a>	Estimate annual water use and develop water balance by end-use
<a href="#">W.A.D.3</a>	Maximize alternative water sources
<a href="#">W.A.D.4</a>	Treat wastewater on-site and return to the original water source
<a href="#">W.A.D.5</a>	Design green infrastructure features to return water to its original water source
<a href="#">W.A.D.6</a>	Minimize the impact of design reviews or value engineering on the net zero target

<sup>12</sup> If the building is not located within the watershed or aquifer of the original water source, then returning water to the original water source will be unlikely. The option for net zero water strategy would therefore have to depend on using alternative water to offset the use of freshwater.

<sup>13</sup> For information, go to FEMP Water Efficiency Best Management Practices (BMPs): <http://energy.gov/eere/femp/best-management-practices-water-efficiency>

End-Use	High performance design options	Considerations
Plumbing	High efficiency and WaterSense-labeled equipment <sup>14</sup>	Specify the most efficient equipment available; consider non-water using equipment such as composting toilets and non-water urinals to dramatically reduce water demand as well as reducing wastewater discharge
Commercial Kitchen	WaterSense and ENERGY STAR-labeled equipment	Specify the most efficient equipment available; look for equipment like dishwashers that recycle water
Landscape	Low-water using landscaping	Incorporate low-water using landscape principles such as xeriscape, native plants, and plants that do not require supplemental irrigation into the landscape design
Cooling and Heating Systems	High efficiency system design	If applicable, consider passive heating and cooling systems to reduce the need for water-based systems

For net zero water design, equipment selection should not be based on economic viability alone. When designing net zero water buildings, non-market considerations should be included such as ecosystem impacts and water security and resiliency. A building that has a lower demand for water will help preserve regional water sources, and also be more secure and resilient during water restrictions or emergencies.

**WA.D.2 Estimate annual water use and develop water balance by end-use**

When designing a net zero water building, estimate the annual water use and develop a water balance that compares the building’s total water consumption to equipment water use. The comparison provides the breakout of water consumption by end-use. A water balance uncovers the high-water uses and can help to focus water efficiency and conservation design elements of the building.<sup>15</sup>

**WA.D.3 Maximize alternative water sources**

A net zero water building minimizes the use of potable freshwater and maximizes the supply of alternative water. Freshwater is sourced from surface water (e.g., lakes, rivers) or groundwater (e.g., aquifers). Alternative water is from sources that are *not* derived from freshwater, including harvested rainwater and stormwater, sump pump water, graywater, air cooling condensate, reclaimed wastewater, or water derived from other water reuse strategies (Table 4). A net zero

---

<sup>14</sup> For information, go to EPA’s WaterSense webpage: <https://www.epa.gov/watersense>

<sup>15</sup> For information, go to FEMP BMP on Water Management Planning: <http://energy.gov/eere/femp/best-management-practice-1-water-management-planning>

water building should be designed to capture alternative water sources and use them in applications such as flushing toilets and urinals, irrigation, and cooling towers.<sup>16</sup>

**Table 4. Alternative Water Source Examples**

Alternative Water Source	Potential Applications	Considerations
Rainwater	Irrigation, toilet and urinal flushing	Minimal treatment is needed for irrigation
Stormwater	Irrigation, cooling tower make-up, industrial uses	Foundation drain water can be reused similarly to stormwater
On-site Reclaimed Wastewater	Irrigation, cooling tower make-up, industrial uses	Substantial filtration and disinfection is required
Graywater	Toilet and urinal flushing, irrigation	Design building with dual plumbing system for toilet and urinal flushing; subsurface irrigation is most appropriate unless water is disinfected
Air Handling Condensate	Cooling tower make-up, industrial uses	Condensate water can be corrosive to metals because condensate can be slightly acidic; water may absorb copper from cooling coils

A building that captures alternative water may require a dual plumbing system, which has two separate distribution networks to deliver potable water and alternative non-potable water to separate end-uses. A building with a dual plumbing system minimizes potable water use for only those applications that interface directly with occupants, namely in restroom faucets and showers and kitchen facilities.

#### **WA.D.4 Treat wastewater on-site and return to the original water source**

A net zero water building closes the water system loop by returning water to the original water source. The original water source is considered fresh surface water and groundwater sources that are within the same local watershed or aquifer as the building’s supply water. For instance, recharging water to the original source can be accomplished through an on-site septic system (if the building is located within the same watershed or aquifer as the original water source) or wastewater treatment system that discharges treated wastewater to the original water source. Treated wastewater can also be reclaimed as an alternative water source and reused within the building with proper sanitary and regulatory controls. Wastewater treatment must meet local and federal requirements.<sup>17</sup>

---

<sup>16</sup> For information, go to FEMP BMP on Alternative Water Sources: <http://energy.gov/eere/femp/best-management-practice-14-alternative-water-sources>

<sup>17</sup> For information, go to Environmental Protection Agency’s resources for Septic Systems: <https://www.epa.gov/septic>, Decentralized Wastewater Treatment Systems: <https://www.epa.gov/septic/decentralized-wastewater-systems-technology-fact-sheets>, and <https://www.epa.gov/npdes>

Treating wastewater on-site may not be a viable solution for many buildings due to space and cost constraints. If this is the case, the building will have to use alternative water to offset the use of freshwater and/or return water back to the original source through green infrastructure.

#### **WA.D.5 Design green infrastructure features to return water to its original water source**

Another option for returning water to the original water source is through green infrastructure (also referred to as low impact development). Green infrastructure includes features that retain stormwater on-site and return it to groundwater. These features minimize water loss due to runoff and allow infiltration of water through the soil into the local water table. This process preserves the natural flow of water and prevents water flowing on the hardscape where water may be more exposed to contaminants (affecting water quality) and may more readily be lost into the atmosphere (through evaporation). Green infrastructure examples include bioswales, raingardens, and permeable pavement.<sup>18</sup>

If the building is not located within the watershed or aquifer of the original water source, then returning water via green infrastructure to the original water source will be unlikely. The option for net zero water strategy would therefore have to depend on using alternative water to offset the use of freshwater.

#### **WA.D.6 Minimize the impact of design reviews or value engineering on the net zero target**

When designing a net zero water building, it is important to incorporate the design elements and strategies discussed in this section early in the process. This can be achieved by clearly laying out the net zero water goals of the building at the onset of design (such as a specific water use intensity, gal/sf), and specifying net zero water equipment and elements at the initial design charrette. It is also important to bring stakeholders to the table at the beginning of the design process, including future occupants and operators, to ensure everyone is in agreement on the net zero water goals. During the value engineering phase of the project it is important that an advocate for the net zero water design elements is present and can communicate the impact of design modifications on the net zero water goal.

## **Construction**

During the construction phase, the net zero water elements identified during the design phase will be put into practice. For new construction, recommended construction elements are provided below.

#### **WA.C.1 Develop contract language to maintain the integrity of net zero**

Language should be incorporated into the construction contract to ensure the net zero water elements are installed per the design. This language should include that the equipment specifications identified in the design phase are cross-walked with the contractor's procurement to ensure that the correct equipment is purchased and installed.

#### **WATER Net Zero Construction Elements for New Buildings**

**WA.C.1** Develop contract language to maintain the integrity of net zero

**WA.C.2** Commission the building's water and wastewater systems

---

<sup>18</sup> For information, go to Environmental Protection Agency's Green Infrastructure website: <https://www.epa.gov/green-infrastructure>

Furthermore, the contract should be developed to include performance metrics on water use to ensure the building meets the water use determined in the water balance.

### **WA.C.2 Commission the building's water and wastewater systems**

Language should be incorporated into the contract that requires all net zero water equipment and features are commissioned during the construction phase, as well as upon completion of construction of the building. This will ensure that the building's water systems are installed and tested to perform per the specifications of the design. A commissioning plan should be developed that includes the overall objectives, commissioning strategies, and project team. The plan should also include the required tests to be performed to commission each major water system. These tests may include flow rate monitoring to ensure that equipment meets the manufacturers' specified flow rate. In addition, all equipment should be tested to ensure the connections are not leaking. For alternative water and wastewater systems, it is recommended that the commissioning plan includes a requirement for water quality testing and monitoring, including those required by applicable regulations and discharge permits, to confirm that the treatment system is consistently producing the desired level of treatment including filtration and/or disinfection.<sup>19</sup>

## **Operations**

Proper O&M is paramount to meeting the designed performance of a net zero water building. The net zero water operation elements that contribute to a building meeting its goals are described below.

### **WA.O.1 Develop a building operation plan to address O&M of water efficient design features, alternative water systems, and wastewater treatment systems; and perform leak detection and water quality assessments**

Ensure the building operation plan includes specific O&M measures of water equipment. The plan should include the description of the measure, action items that should be performed, the frequency it should occur, and the personnel that are responsible for the action. Table 5 provides examples of O&M measures for water equipment that could be included in the building operation plan.

#### **WATER Net Zero Operation Elements for New Buildings**

**WA.O.1** Develop a building operation plan to address O&M of water efficient design features, alternative water systems, and wastewater treatment systems; and perform leak detection and water quality assessments

**WA.O.2** Meter water use and monitor for leaks and operational issues

**WA.O.3** Implement behavior change and training programs to encourage water conservation and engage occupants

**WA.O.4** Measure and verify building is operating at net zero over a one-year timeframe

---

<sup>19</sup> Additional commissioning information can be found at the FEMP Commissioning website: <http://energy.gov/eere/femp/commissioning-federal-buildings>

**Table 5. Example O&M Measures for Water Equipment**

<b>End-Use</b>	<b>O&amp;M Measure</b>	<b>Frequency</b>	<b>Responsible Party</b>
Plumbing	Inspect for leaks, long toilet/urinal flush cycles, and broken or missing aerators	Bi-annually	Plumber/building manager
Commercial Kitchen	Ensure that manufacturer specified use and care instructions are being followed, inspect for broken components, loose connections, and leaks	Bi-annually	Commercial kitchen maintenance staff
Landscape/Irrigation	Aerate turf, alternate turf mowing height, add mulch to landscaped areas, and keep landscaped areas weed free Review irrigation schedule, inspect emitter components for broken heads and leaks, verify system pressure	At the beginning and mid-point of growing season	Grounds maintenance personnel
Rainwater Harvesting System	Inspect the system for leaks and loose connections, test for water quality, change or clean the filter and screens, inspect motors and pumps to ensure they are fully operational	Bi-annually (or per the manufacturers' recommendations)	Building engineer

**WA.O.2 Meter water use and monitor for leaks and operational issues**

Metered data provide critical information on a building’s water use to ensure that the building is performing as designed. The building should be metered as a whole to monitor total water use. Water-intensive applications such as irrigation and cooling towers should be sub-metered. Alternative water systems should be metered to monitor water production and use separately. It is recommended that on-site wastewater is metered so that the total amount of treated wastewater returned to the original water source can be monitored and measured. Water infiltration of green infrastructure features can be monitored with flow sensors and/or using a simple mass balance.

All meters should be advanced meters that have the ability to download data at least in hourly intervals. The interval data can be used to monitor the building and equipment for unusual spikes in water use that can pinpoint leaks or operational issues.<sup>20</sup>

**WA.O.3 Implement behavior change and training programs to encourage water conservation and engage occupants**

To successfully operate a net zero water building, occupants must be engaged and knowledgeable about the building’s net zero elements and functions. A behavior change program can be an effective approach to training occupants on key net zero features of a building. Example elements of a behavior change program for encouraging water conservation include:

---

<sup>20</sup> For more information, go to FEMP Metering Best Practices: <http://energy.gov/sites/prod/files/2015/04/f21/mbpg2015.pdf>



- training occupants on how to identify plumbing leaks,
- providing an easy mechanism for reporting leaks,
- setting periodic goals for building water use,
- billing or mock billing of tenants,
- informing building occupants on water performance through staff meetings, newsletters, email announcements, and social media announcements,
- holding competitions to inspire occupant water conservation efforts, and
- providing awards for achieving water reduction targets.

#### **WA.O.4 Measure and verify building is operating at net zero over a one-year timeframe**

To verify if the building is operating at net zero, collect annual data on water use and water discharges considering each specific water pathway, flow, and use within the boundary of the building. These pathways will include the following estimates:

- Building’s total annual water use for all sources including purchased potable water and on-site alternative water
- Total annual alternative water use (e.g., amount of rainwater captured from the roof and reused within the building)
- Total annual on-site treated wastewater returned to original water source
- Total annual stormwater infiltrated to original water source through green infrastructure.<sup>21</sup>

Sum alternative water, on-site treated wastewater, and stormwater returned via green infrastructure to the original water source. If this sum is equal to or greater than the annual total water use, then the building is considered net zero water.

---

<sup>21</sup> If stormwater infiltration is not monitored, infiltration can be roughly estimated by multiplying the amount of precipitation received within the boundaries of the building over the course of year by the capture capacity (e.g. area) of green infrastructure features, and deducting any potential losses of captured water considering the infrastructure design. These losses may include evaporation of the captured water, runoff (if the green infrastructure feature only provides a percent reduction in runoff), or transpiration by plant coverage. . For more information on estimating stormwater infiltration, go to: <https://www.epa.gov/green-infrastructure/green-infrastructure-modeling-tools>



## WASTE

A net zero waste building integrates methods to handle the expected waste streams produced from construction to operation of the building, including physical space considerations, community programs<sup>22</sup> available, green procurement, and any permitting or regulatory requirements that may be needed to support waste diversion and treatment.

### Design

Agencies may develop or incorporate written policies and procedures, if not already in existence, that lay out expectations and requirements regarding recycling, composting, and other waste diversion methods. Agencies can also identify responsible parties for the implementation of practices during building construction and operation. For new construction, recommended net zero waste design elements are provided below.

#### WS.D.1 Assess likely waste stream composition

The first step toward designing a net zero waste building is to fully define the waste streams expected during construction and operation of the building. In planning for the construction phase, it is critical to consider the materials to be used and evaluate where decisions can be made to use materials that are more environmentally preferable, as well as use building practices that reduce material use. Additionally, understanding the building function will identify potential unique material and waste impacts that may need special handling during building operation. Table 6 summarizes some of the net zero waste building considerations.

WASTE Net Zero Design Elements for New Buildings	
<a href="#">WS.D.1</a>	Assess likely waste stream composition
<a href="#">WS.D.2</a>	Develop green procurement program that minimizes waste generation
<a href="#">WS.D.3</a>	Design reuse, recycling, and compost programs to minimize waste generation
<a href="#">WS.D.4</a>	Design appropriate space to manage these programs
<a href="#">WS.D.5</a>	Identify alternative paths for remaining waste streams (including waste-to-energy)

<sup>22</sup> The term “community programs” is used within this document to refer to the wide variety of programs, organizations, providers, and businesses within the local community that handle waste reduction, diversion, or disposal (e.g., recycling services, organizations such as Habitat for Humanity or Goodwill, MSW haulers, entry mat or linen service providers, community composting facilities).

**Table 6. High Performance Design Considerations for New Net Zero Waste Buildings**

High performance design elements	Considerations
Waste Generation	Office recyclables (e.g., white paper, cardboard, mixed paper, glass, plastic) Compostable waste (e.g., food, landscaping) Other reusable/recyclable items (e.g., appliances, pallets, scrap metal) Municipal solid waste (MSW) treatment (e.g., WTE)
Materials Used	Environmentally preferable materials Recycled/reclaimed materials Materials that enable easy diversion Locally/regionally made products
Building Function	Office building Laboratory Data center Housing Manufacturing Vehicle Maintenance

In defining the expected waste streams early in the process, options to reduce the amount of solid waste generated, reuse or repurpose items, and recycling and composting opportunities will be easier to identify.

**WS.D.2 Develop green procurement program that minimizes waste generation**

Once an assessment of the anticipated waste streams has occurred, agencies should consider methods by which waste generation can be reduced. Agencies should have green procurement programs in place that can be applied to individual buildings. Green procurement programs should be developed to consider recycled content, energy and water efficient products and services, and bio-based products. Consideration should also be given to supply chain greenhouse gas management.

Within the design phase, it is helpful to understand which products are easily obtained in the region to help with product selection, and also whether there are community programs that facilitate the reuse of excess materials. Select building materials with high durability and low maintenance, such as carpet tiles instead of full-floor carpets, when available. Choose manufacturers with end-of-life takeback programs that require manufacturers to take back materials at the end of their useful life for recycling or re-purposing. Designers may also determine the types of service contractors available in the area that may be able to provide additional services that eliminate waste, such as furniture leasing, rag washing, and entry mat services. Additionally, designers and/or operators should check that all service contracts include applicable requirements and clauses to ensure that contractors adhere to the same level of compliance. Example service contracts to be considered include custodial, pest control, landscape maintenance, and building maintenance contracts. The type of contracts used could have an effect on design if there are special requirements needed to support the contractor (e.g., area for compost, roll off container for landscape waste).

### WS.D.3 Design reuse, recycling, and compost programs to minimize waste generation

During the design phase, the net zero waste advocate should become familiar with community programs that facilitate the reuse, recycling, and composting of solid waste, as well as the design, purpose, and plan for regular building operations (Table 7). The design team should also become familiar with and adhere to any permitting or regulatory requirements within the local area that pertain to waste management, recycling, or composting. Construction related waste and debris is not part of the net zero waste building consideration. Despite that, good waste management practices would have the design team developing a construction waste plan that outlines the method of construction, supplier considerations for packaging and delivery of construction supplies, environmentally preferable materials specifications, and construction waste stream management.

**Table 7. Net Zero Waste Program Elements**

Program Areas	Considerations
Reuse	Within the building: Location of reuse center space(s) and a process to educate staff to check these areas before purchasing Beyond the building: Identify potential opportunities for donating to local charities for items that are no longer useful to the agency
Recycling	Within the building: Location of recycling containers and process to educate staff on what can be recycled Beyond the building: Type of service offered (e.g., single stream versus sorted, commodities collected) and the pickup schedules
Composting	Within the building/site: Pest management considerations for the placement of composting containers, availability of compostable materials, and on-site needs for compost Beyond the building: Type of composting services available in the community and local need for compost
Waste Recovery	Availability of MSW for use in a WTE plant or incinerator

### WS.D.4 Designate appropriate space to manage these programs

In designating spaces for reuse, recycling and composting, designers should consider that bins are best located in areas that are easily accessible to staff and determine whether there are enough common areas to accommodate collection areas for all staff, or whether other spaces, such as hallways will be needed (and whether those areas are wide enough to place collection bins).

- Compost areas should be sized based on type of collection unit and need identified (traditionally, these are located in kitchens and break rooms).
- Dumpster areas will need to be large enough to contain both MSW containers for WTE and recycle collection, and should be located in an area convenient to the building in order to facilitate the transfer of material from the building to the dumpster/recycle collection containers. More than one area may be needed to accommodate multiple dumpsters, and to be accessible from different sides of the building. Designers should

also make allowances for holding areas, either within the building or next to the dumpster area to process bulky items (e.g., pallets, cardboard).

- An additional area may need to be designated within the building to collect items that cannot be accepted in the MSW recycling service, such as lamps, batteries, solvents/paints, and toner cartridges. Designers should also consider space for storing items identified for reuse or sharing; depending on the building size, more than one space may be needed.
- A separate slab/power/water source area may be needed for compost, anaerobic digestion (AD), driers, and/or used cooking oil collection, depending on local services available and methods chosen for managing food and landscape debris.

#### **WS.D.5 Identify alternative paths for remaining waste streams (including waste-to-energy)**

In order to achieve net zero waste, any remaining waste that is not diverted through reuse, recycling, or compost must be managed through other methods, including WTE. Designers should identify regional facilities available in the area, including WTE, AD, and landfill gas (LFG). Information the design team needs to collect includes the distance to the waste management facility, the cost of using the facility, availability of haulers to deliver collected material, acceptable materials, and whether there are any special collection requirements.

## **Construction**

During the construction phase, the net zero waste management elements identified during the design phase will start to be put into practice. For new buildings each of the net zero waste related construction elements are provided below.

#### **WS.C.1 Establish contracts with local, state, and national entities to support purchasing, reuse, recycling, compost, and other waste management efforts**

Building managers should work with the community programs, suppliers, and waste management facilities identified in the design phase to establish the contracting network necessary for implementation of green procurement programs and management of identified waste streams through reuse, recycling, composting, and other methods. Although construction waste and debris are not part of the net zero waste building, best management practices would mean that contracts with construction companies would have specific clauses to ensure that all debris is handled according to established criteria. Materials used should follow the design specifications, and all debris should be diverted as outlined in the contract. Contracts should include other specifications to facilitate reporting requirements, such as a report on the total weight of all materials diverted from the building's construction.

#### **WS.C.2 Put systems in place to enforce green procurement and waste management**

Contracts should include specifications and clauses that promote the net zero waste goals, along with penalties for non-compliance. Product and material specifications may be written to

#### **WASTE Net Zero Construction Elements for New Buildings**

[WS.C.1](#) Establish contracts with local, state, and national entities to support purchasing, reuse, recycling, compost, and other waste management efforts

[WS.C.2](#) Put systems in place to enforce green procurement and waste management

[WS.C.3](#) Make available containers for reuse, recycling, compost and other waste management

minimize waste generation and allow for return/reuse of packaging and excess materials. It is a best management practice for construction contractors should track and monitor construction waste disposition, including hazardous waste disposition.

**WS.C.3 Make available containers for reuse, recycling, compost and other waste management**

As building construction proceeds, ensure that the necessary containers are available, correctly labeled, used, and serviced in a timely manner to effectively manage the waste that will be generated during the building’s operation.

**Operations**

The net zero waste elements identified during the design phase may need to be adapted while being implemented during building operation. The operational elements for net zero waste are described in more detail below.

**WS.O.1 Building operation plan addresses O&M of waste conversion programs, such as waste-to-energy, and O&M of reuse, recycling, compost and other waste diversion programs**

Ensure the building operation plan includes specific net zero waste elements. The plan should include the description of the measure, action items that should be performed, the frequency it should occur, and the personnel that are responsible for the action. The building operation plan should be reviewed annually to make sure that all components of the plan for waste management are functioning correctly. Table 8 provides examples of waste management measures that could be included in the building operation plan.

**WASTE Net Zero Operation Elements for New Buildings**

[WS.O.1](#) Building operation plan addresses O&M of waste conversion programs, such as waste-to-energy, and O&M of reuse, recycling, compost and other waste diversion programs

[WS.O.2](#) Implement Reuse/Recycle Program

[WS.O.3](#) Green procurement requirements and waste diversion options are enforced

[WS.O.4](#) Occupants are actively engaged in achieving the net zero waste targets

[WS.O.5](#) Measure and verify building is operating at net zero over a one-year timeframe

**Table 8. Example Waste Management O&M Measures**

Area	O&M Measure
Custodial Services	Ensure that custodial service contracts include clauses for transporting recyclables to the hauler collection point or internal collection area for pickup (including food and cooking oil if applicable)
Compost	Ensure service contracts for passive compost units include transporting food scraps to the unit, as well as intermittent cleaning of the unit area (e.g., hose off the pad)
Recycling	Monitor use of the recycle bins to ensure that either liners are appropriately used, or that the bins are cleaned when needed
Occupants	Occupants are informed of how and where to place items for reuse, recycling, and composting, and informed about green procurement programs

### **WS.O.2 Implement Reuse/Recycle Program**

Reuse, composting, and recycling areas should be clearly labeled and monitored to ensure that only items suitable for reuse, composting, and recycling are placed in the area. Building signage should be placed in common areas explaining the program and providing information regarding location and use of collection bins and areas. Responsible parties (or building points of contact) should be identified to assist staff with questions and suggestions for improvement. An annual assessment of the reuse, composting, and recycling programs should be conducted regarding location and functionality, and adjustments should be made to allow for optimum implementation of the programs.

### **WS.O.3 Green procurement requirements and waste diversion options are enforced**

Policies and procedures regarding green procurement and waste diversion should be relayed to staff, and all staff involved in the day-to-day operations regarding purchasing and waste management should be trained to provide an understanding of the requirements. The agency should put a tracking system in place to monitor that green procurement principles are used at each purchase; this information should be reviewed annually to ensure that the principles are being implemented. Additional materials, such as “quick guides” should be provided to purchasing card holders to aid them in their decision-making process. Finally, items that are delivered to the building should be verified that they are in compliance with green procurement requirements.

### **WS.O.4 Occupants are actively engaged in achieving the net zero waste targets**

Occupant engagement will be required to achieve the net zero goal. Training and awareness materials and guidance should be developed and provided to assist both contracting professionals and building occupants in understanding the net zero waste goals, and their role in meeting those goals. One method is to institute an aggressive education and motivation program that may include new occupant briefings, annual trainings, occupant meetings, newsletters, and social media announcements. These communications may also include information about building progress toward waste minimization and diversion goals. Competitions may be held to encourage waste minimization and diversion efforts, and periodic goals may be set for building waste targets. Incentive and award programs motivate and acknowledge occupant contributions to a successful net zero waste program.

### **WS.O.5 Measure and verify building is operating at net zero over a one-year timeframe**

To verify if the building is operating at net zero, the following steps should be taken on an annual basis:

- Review procurement records to verify that they are in compliance with green procurement requirements.
- Verify that applicable net zero waste clauses within service contracts are being honored by the contractor, and that they are managing waste as stated.
- Review recycle/reuse/compost records (e.g., invoices, weight) to verify that waste diversion took place as expected, and that material streams were handled as expected.
- Review WTE records to determine whether any materials were included that should have been diverted through other means.

If waste was reduced or diverted properly through reuse/recycling/composting/WTE/other methods, contractors appropriately handled diverted materials, and no waste was landfilled or incinerated, the building is considered net zero waste.



## 5 Summary

FEMP and PNNL recognize there are more strategies and lessons learned from on-going net zero energy, water, and waste efforts on federal buildings and campuses. In 2010 Army launched a net zero energy, water, and waste pilot initiative that involved 17 installations. As of October 2015, this initiative documented an energy reduction of 307 MMBtus and generated nearly 28,700 megawatt-hours of renewable energy; documented a water reduction of 636 million gallons and produced 89 million gallons of alternative water; and documented a waste reduction of 9,400 tons and diverted 58% of the waste from landfill disposal. The Army's net zero energy, water, and waste hierarchy is considered a key element to the initiative's success. The first item on the hierarchy is reducing resource use with the final item being renewable energy generation, groundwater recharge, and waste disposal.<sup>23</sup> The General Services Administration has renovated the Wayne Aspinall Federal Building in Grand Junction, Colorado, a building on the National Registry of Historic Places, to achieve net zero objectives. Some of the energy efficiency features include advanced metering and controls, high-efficiency lighting systems, an improved building envelope, and techniques to manage occupant plug load. Photovoltaic roof panels were installed to generate enough renewable energy to meet the building's electricity needs.<sup>24</sup>

FEMP is eager to learn more about federal agency net zero energy, water, and waste efforts in order to share those strategies and lessons learned with the federal sector. Contact FEMP at: <https://www4.eere.energy.gov/femp/assistance/> with your experiences with net zero efforts.

## 6 Glossary

Terms used in this handbook are defined below. Existing federal or publicly available definitions are referenced. Additional zero energy buildings terms can be found in the EERE *A Common Definition of Net Zero Buildings* report.<sup>25</sup>

**Alternative water** – A sustainable water source not derived from fresh, surface or groundwater sources. Alternative water can include harvested rainwater, harvested stormwater, sump pump water harvesting, graywater, air cooling condensate, reject water from water purification systems, reclaimed wastewater, or water derived from other water reuse strategies.

**British thermal units** – Standard unit of energy.

---

<sup>23</sup> U.S. Army, prepared by PNNL. October 2016. *2015 Progress Report: Army Net Zero Initiative*. U.S. Army Office of the Assistant Secretary of the Army (Installations, Energy and Environment).

<sup>24</sup> To learn more about the Wayne Aspinall Federal Building go to: <https://sftool.gov/plan/422/net-examples#wayneaspinall>

<sup>25</sup> U.S. DOE's *A Common Definition for Zero Energy Buildings* available online at [http://energy.gov/sites/prod/files/2015/09/f26/bto\\_common\\_definition\\_zero\\_energy\\_buildings\\_093015.pdf](http://energy.gov/sites/prod/files/2015/09/f26/bto_common_definition_zero_energy_buildings_093015.pdf)

Boundary – Line that is at or within the legal property boundary that marks the limits of the building or campus across which delivered energy and exported energy are measured.<sup>26</sup>

Cogeneration – The simultaneous production of electric and thermal energy in distributed energy systems; typically, waste heat from the electricity generation process is recovered and used to heat, cool, or dehumidify building space. Neither generation of electricity without use of the byproduct heat, nor waste-heat recovery from processes other than electricity generation is included in the definition of cogeneration.<sup>27</sup>

Commissioning – A systematic process of ensuring that all building systems in a new building perform interactively as intended in the design.

Compost – Degradation of organic waste to form mulch or soil amendment.

Construction – Preliminary planning, engineering, architectural, legal, fiscal, and economic investigations and studies, surveys, designs, plans, working drawings, specifications, procedures, and other similar actions necessary for the construction of a public building. (40 U.S. Code § 3301)

Disposal – Proper disposition of a discarded or discharged material in accordance with local environmental guidelines or laws.

Electric energy – Electric power provided by a utility or generated on-site, usually measured in kilowatt hours (kWh).

Energy recovery – The exchange of energy from one subsystem with another, typically in the form of thermal energy.

Federal building – Any building, structure, or facility, or part thereof, including the associated energy consuming support systems, which is constructed, renovated, leased, or purchased in whole or in part for use by the federal government and which consumes energy; such term also means a collection of such buildings, structures, or facilities and the energy consuming support systems for such collection.<sup>28</sup>

Federal campus – A U.S. government designation associated with a campus or installation owned or leased by the federal government. This designation is used to identify groups of buildings typically in the same geographic location. It could be the name of a federal campus, or

---

<sup>26</sup> Adapted from U.S. DOE. September 2015. A Common Definition for Zero Energy Buildings.

<sup>27</sup> Quote from EIA's Commercial Buildings Energy Consumption Survey Terminology: <http://www.eia.gov/consumption/commercial/terminology.php#C> An alternative definition can be found at: <http://energy.gov/eere/energybasics/articles/glossary-energy-related-terms#E> – The generation of electricity or shaft power by an energy conversion system and the concurrent use of rejected thermal energy from the conversion system as an auxiliary energy source.

<sup>28</sup> 42 U.S.C. § 8259

it could be an alphanumeric sequence, like the Installation or Sub-Installation Identifier from the U.S. Federal Real Property Profile, the federal government’s centralized real property database.<sup>29</sup>

Freshwater – A surface or groundwater source that has a total dissolved solids concentration of less than 1,000 milligrams per liter (1,000 ppm).

Geothermal heat pump renewable energy – Energy generated from systems that use the constant temperature of the earth as the exchange medium for heating and cooling to reduce and replace the equivalent amount of energy otherwise would be generated from an air-source heat pump.<sup>30</sup>

Graywater – Lightly contaminated water generated by lavatory faucets, showers, or clothes washing machines.

Green procurement – The purchase of new materials or products that are made from the most environmentally preferable materials available, including materials that are easily reused or recycled.

Groundwater – Water beneath the surface of the Earth held in porous spaces in soil, sediment, and rock.

Harvested rainwater – Precipitation collected from a roof surface before hitting the ground.

Harvested stormwater – Precipitation collected on the ground level at the building or campus property that has not entered a surface waterway (such as a parking lot).

Hazardous waste – A waste with properties that make it potentially dangerous or harmful to human health or the environment, requiring special handling and disposal techniques.<sup>31</sup>

Landfill – A disposal system in which the waste is buried between layers of earth.

Life-cycle cost-effective – The proposed building or existing building project has a lower life-cycle cost than the life-cycle costs of the baseline building or project, as described by 10 CFR 436.19, or has a positive estimated net savings, as described by 10 CFR 436.20, or has a savings-to-investment ratio estimated to be greater than one, as described by 10 CFR 436.21; or has an adjusted internal rate of return, as described by 10 CFR 436.22, that is estimated to be greater than the discount rate as listed in OMB Circular Number A-94 “Guidelines and Discount Rates for Benefit-Cost Analysis of Federal Programs.”<sup>32</sup>

---

<sup>29</sup> <https://portfoliomanager.energystar.gov/pm/glossary>

<sup>30</sup> The White House Council on Environmental Quality Office of Federal Sustainability. June 10, 2015. Implementing Instructions for Executive Order 13693 Planning for Federal Sustainability in the Next Decade., page 25.

<sup>31</sup> <https://www.epa.gov/hw/learn-basics-hazardous-waste#hwid>

<sup>32</sup> 10 CFR 435.2

(As of May 17, 2018, Executive Order 13693 has been revoked and is listed here for archival reference purposes only.)

Measure and verify – Quantifying the performance of energy, water and waste systems compared to expected performance.

Medical waste – Potentially hazardous waste generated at health care buildings that may be contaminated with blood or other potentially infectious material requiring special handling and disposal.<sup>33</sup>

Municipal solid waste (MSW) – Garbage, refuse, sludge and other waste materials not excluded by federal law or regulation.

New federal building – Any building to be constructed on a site that previously did not have a building or a complete replacement of an existing building from the foundation up, by, or for the use of, any federal agency which is not legally subject to State or local building codes or similar requirements.

On-site renewable energy – Includes any renewable energy collected and generated within the site boundary that is used for building energy and the excess renewable energy could be exported outside the site boundary. The renewable energy certificates (RECs) associated with the renewable energy must be retained or retired by the building owner/lessee to be claimed as renewable energy.

Original water source – Surface water and groundwater sources that are within the same local watershed. Local watersheds are defined as a sub-watershed. Each sub-watershed is assigned a 12 digit hydrologic unit code by the U.S. Geological Survey.<sup>34</sup>

Recycle – When the useful life of a material or product has been reached, the material or product is used as feedstock for new materials or products following some form of physical or chemical processing (e.g., aluminum cans to make new aluminum products).

Recommissioning – For an existing building that has already been commissioned, this is the systematic process of checking that all building systems continue to perform interactively as intended.

Reduce (waste) – Decrease the amount of solid waste generated on-site that needs to be considered for diversion including intentionally limiting materials brought on-site.

Renewable electric energy – Electric energy produced by solar, wind, biomass, landfill gas, ocean (including tidal, wave, current, and thermal), geothermal, geothermal heat pumps, micro-turbines (*powered by renewable fuel*), municipal solid waste (*including Waste-to-Energy*), or new hydroelectric generation capacity achieved from increased efficiency or additions of new capacity at an existing hydroelectric project.

---

<sup>33</sup> <https://www.epa.gov/rcra/medical-waste>

<sup>34</sup> Original water source includes sources within the same local watershed and aquifer of the building's (or campus') water supply. For more information on watershed boundaries, go to: <https://nhd.usgs.gov/wbd.html>

Renewable energy certificate (REC) – Documentation that represents the generation of one megawatt-hour (MWh) of electricity from an eligible source of renewable energy.<sup>35</sup>

Renovated building – Construction on an existing building that includes replacement or restoration of major systems, interior work (such as ceilings, partitions, doors, floor finishes, etc.), and building elements and features.

Repurpose – Items that are no longer able to be used for their intended purpose are modified for a different purpose (e.g., wood pallets used to make furniture).

Reuse – Use materials or products for intended purpose for as long as possible. Reuse can include donations to entities outside of the agency (e.g., furniture to a non-profit).

Site energy – Energy consumed at the building site as measured at the site boundary. At a minimum, this includes heating, cooling, ventilation, domestic hot water, indoor and outdoor lighting, plug loads, process energy, elevators and conveying systems, and intra-building transportation systems.<sup>36</sup>

Source energy – Site energy plus the energy consumed in the extraction, processing and transport of primary fuels such as coal, oil and natural gas; energy losses in thermal combustion in power generation plants; and energy losses in transmission and distribution to the building site.<sup>37</sup>

Surface water – Water on the surface of the Earth such as a river or lake. Surface water does not include stormwater collected on-site at the building or campus level.

Thermal energy – All forms of non-electric energy which is primarily the energy delivered as heating or cooling. Examples of thermal energy are fuels used in furnaces and solar water heaters and British thermal units of energy received from ground sourced heat pumps.<sup>38</sup>

Thermal renewable energy – Energy generating technologies and approaches that use renewable heat sources, including biomass, solar thermal, geothermal, waste heat, and combined heat and power from renewables.

Total Annual Water Use – The amount of water consumed within the boundaries of a building from all sources (potable and non-potable including freshwater and alternative water) over the course of a year.

---

<sup>35</sup> U.S. DOE FEMP [http://www.energy.gov/sites/prod/files/2013/10/f3/rec\\_guide.pdf](http://www.energy.gov/sites/prod/files/2013/10/f3/rec_guide.pdf)

<sup>36</sup> U.S. DOE. September 2015. A Common Definition for Zero Energy Buildings.

<sup>37</sup> U.S. DOE. September 2015. A Common Definition for Zero Energy Buildings.

<sup>38</sup> The White House Council on Environmental Quality Office of Federal Sustainability. June 10, 2015. Implementing Instructions for Executive Order 13693 Planning for Federal Sustainability in the Next Decade., footnote 18 on page 20.

(As of May 17, 2018, Executive Order 13693 has been revoked and is listed here for archival reference purposes only.)

Total Annual Alternative Water Use - The amount of water consumed within the boundaries of a building from sustainable water sources not derived from fresh, surface or groundwater sources over the course of a year. In a net zero building, the total annual water use should be offset by alternative water in part or completely.

Total Annual Water Returned/Discharged to the Original Source – The amount of water collected from the building systems (e.g., green infrastructure and on-site treated wastewater) and is discharged back to the original water source over the course of a year. In a net zero building, the total annual water use should be offset by water returned to the original source in part or completely.

Waste-to-energy – The waste treatment process that creates energy in the form of electricity, heat, or transport fuels (e.g., diesel) from a waste source.

## 7 References

Energy Efficiency Standards for the Design and Construction of New Federal Commercial and Multi-Family High-Rise Residential Buildings, 10 CFR pt. 433.2. Available at: [https://www.ecfr.gov/cgi-bin/text-idx?tpl=/ecfrbrowse/Title10/10cfr433\\_main\\_02.tpl](https://www.ecfr.gov/cgi-bin/text-idx?tpl=/ecfrbrowse/Title10/10cfr433_main_02.tpl)

Federal building energy efficiency standards, 42 U.S.C. Code § 6834 (2017). Available at: <https://www.gpo.gov/fdsys/granule/USCODE-2008-title42/USCODE-2008-title42-chap81-subchapII-sec6834/content-detail.html>

Federal Energy Management and Planning Programs, 10 CFR. pt. 436.31. Available at: <https://www.ecfr.gov/cgi-bin/text-idx?rgn=div5&node=10:3.0.1.4.23>

Judd, KS, T Sanquist, M Zalesny, and N Fernandez. September 2013. The Role of Occupant Behavior in Achieving Net Zero Energy: A Demonstration Project at Fort Carson. PNNL-22824. Available at: [http://www.pnnl.gov/main/publications/external/technical\\_reports/PNNL-22824.pdf](http://www.pnnl.gov/main/publications/external/technical_reports/PNNL-22824.pdf)

National Renewable Energy Laboratory. 2009. Solar Ready Buildings Planning Guide. Technical Report NREL/TP-7A2-46078. Available at: <http://www.nrel.gov/docs/fy10osti/46078.pdf>

The Public Health and Welfare, 42 U.S.C. § 8259 (2006). Available at: <https://www.gpo.gov/fdsys/granule/USCODE-2010-title42/USCODE-2010-title42-chap91-subchapIII-partB-sec8259/content-detail.html>

U.S. Army, prepared by PNNL. October 2016. 2015 Progress Report: Army Net Zero Initiative. U.S. Army Office of the Assistant Secretary of the Army (Installations, Energy and Environment). Available at: <https://www.army.mil/e2/c/downloads/455375.pdf>

U.S. DOE prepared by PNNL. March 2015. Metering Best Practices: A Guide to Achieving Utility Resource Efficiency, Release 3.0. Available at: <http://energy.gov/sites/prod/files/2015/04/f21/mbpg2015.pdf>

- U.S. DOE, FEMP. 2013. Quick Guide: Renewable Energy Certificates (RECs). Available at: [http://www.energy.gov/sites/prod/files/2013/10/f3/rec\\_guide.pdf](http://www.energy.gov/sites/prod/files/2013/10/f3/rec_guide.pdf)
- U.S. DOE, FEMP. Best Management Practice #1: Water Management Planning. Available at: <http://energy.gov/eere/femp/best-management-practice-1-water-management-planning>
- U.S. DOE, FEMP. Best Management Practice #14: Alternative Water Sources. Available at: <http://energy.gov/eere/femp/best-management-practice-14-alternative-water-sources>
- U.S. DOE, FEMP. Best Management Practices for Water Efficiency. Available at: <http://energy.gov/eere/femp/best-management-practices-water-efficiency>
- U.S. DOE, FEMP. Best Management Practice #3: Distribution System Audits, Leak Detection, and Repair. Available at: <http://energy.gov/eere/femp/best-management-practice-3-distribution-system-audits-leak-detection-and-repair>
- U.S. DOE, FEMP. Commissioning in Federal Buildings. Available at: <http://energy.gov/eere/femp/commissioning-federal-buildings>
- U.S. DOE, FEMP. Developing a Water Management Plan. Available at: <http://energy.gov/eere/femp/developing-water-management-plan>
- U.S. DOE, FEMP. EISA Federal Facility Management and Benchmarking Reporting Requirements. Available at: <http://energy.gov/eere/femp/eisa-federal-facility-management-and-benchmarking-reporting-requirements>
- U.S. DOE, FEMP. EISA Federal Covered Facility Management and Benchmarking Data. Available at: <http://energy.gov/eere/femp/eisa-federal-covered-facility-management-and-benchmarking-data>
- U.S. DOE, FEMP. Institutional Change for Sustainability. Available at: <http://energy.gov/eere/femp/institutional-change-sustainability>
- U.S. DOE, FEMP. Metering in Federal Buildings. Available at: <https://energy.gov/eere/femp/metering-federal-buildings>
- U.S. DOE, FEMP. Operations and Maintenance Best Practices. Available at: <http://energy.gov/eere/femp/downloads/operations-and-maintenance-best-practices-guide>
- U.S. DOE, FEMP. Prioritizing Building Water Meter Applications. Available at: <http://energy.gov/eere/femp/prioritizing-building-water-meter-applications>
- U.S. DOE, Office of Energy Efficiency and Renewable Energy. August 20, 2013. Glossary of Energy-Related Terms. Available at <http://energy.gov/eere/energybasics/articles/glossary-energy-related-terms#E>
- U.S. DOE prepared by the National Institute of Building Sciences. September 2015. A Common Definition for Zero Energy Buildings. Available at

[http://energy.gov/sites/prod/files/2015/09/f26/bto\\_common\\_definition\\_zero\\_energy\\_buildings\\_093015.pdf](http://energy.gov/sites/prod/files/2015/09/f26/bto_common_definition_zero_energy_buildings_093015.pdf)

U.S. Energy Information Association. EIA's Commercial Buildings Energy Consumption Survey Terminology. Available at:  
<http://www.eia.gov/consumption/commercial/terminology.php#C>

U.S. Energy Information Association. EIA's Glossary. Available at:  
<http://www.eia.gov/tools/glossary/index.cfm?id=E>

U.S. Environmental Protection Agency. Decentralized Wastewater Systems Technology Fact Sheets. Available at: <https://www.epa.gov/septic/decentralized-wastewater-systems-technology-fact-sheets>

U.S. Environmental Protection Agency, Energy Star: Portfolio Manager. Glossary. Available at: <https://portfoliomanager.energystar.gov/pm/glossary>

U.S. Environmental Protection Agency. Green Infrastructure Modeling Tools. Available at: <https://www.epa.gov/green-infrastructure/green-infrastructure-modeling-tools>

U.S. Environmental Protection Agency. Green Infrastructure. Available at: <https://www.epa.gov/green-infrastructure>

U.S. Environmental Protection Agency. Learn the Basics of Hazardous Waste. Available at: <https://www.epa.gov/hw/learn-basics-hazardous-waste#hwid>

U.S. Environmental Protection Agency. Medical Waste. Available at: <https://www.epa.gov/rcra/medical-waste>

U.S. Environmental Protection Agency. National Pollutant Discharge Elimination System (NPDES). Available at: <https://www.epa.gov/npdes>

U.S. Environmental Protection Agency. Septic Systems (Online/Decentralized Systems). Available at: <https://www.epa.gov/septic>

U.S. Environmental Protection Agency. Decentralized Wastewater Treatment Systems. Available at: <https://www.epa.gov/septic/decentralized-wastewater-systems-technology-fact-sheets>

U.S. Geological Survey. National Hydrography Dataset - Watershed Boundary Dataset. Available at: <https://nhd.usgs.gov/wbd.html>



U.S. DEPARTMENT OF  
**ENERGY**

Energy Efficiency &  
Renewable Energy

For more information, visit:

[energy.gov/eere/femp](http://energy.gov/eere/femp)

DOE/EE--1642 • August 2017

