

FELT LINES

AUTUMN 2012

Magazine of the
Victorian Feltmakers Inc.
Reg. No. A0034651T
Issue 81



The ideas and
inspirations of
Vilte Kazlauskaite



COLOPHON

Editor/Website Editor

Sarah L. Ricketts

Contributing writers

Maggie Hollins
Sharon Carter
Judith Latham
Margot Ling

Photographer(s)

Margot Ling
Margaret Wilmot
Vilte Kazlauskaitė
Penny Storey

Advertising coordinator

Sarah L. Ricketts

Special thanks to

everyone who has made this issue possible

Feltlines is the official publication of the Victorian Feltmakers Inc. If you have any questions or suggestions about the magazine or wish to include material (such as advertising), please contact the editor by e-mail at vfi_editor@internode.on.net.

For more information about, or to join, the VFI please see our website: www.vicfelt.org or to follow us on Facebook: <https://www.facebook.com/pages/Victorian-Feltmakers-Inc/242705859153659>

COVER Beautiful work by Vilte Kazlauskaitė, our very special guest tutor in March (interview page 8).

In this issue

The President Writes...	3
Margaret Wilmot	4
The first in an on-going series of interviews with VFI members about their lives and work	
Margaret Wilmot Gallery	6
A Word from the Editor	7
Vilte Kazlauskaitė	8
Soon to warm us up for Autumn with her extraordinary clothes, our very special guest tutor talks to Sharon Carter	
Vilte Kazlauskaitė Gallery	10
Fabulous fodder for felting fanatics	11
Two inspirational new titles join the VFI Library Collection	
Felting Girls Just Wanna Have Fun	12
Felting Frenzy News & a Happy New Year's story	
Weekend Felting Frenzy at Camp Jungai	13
Your chance to experience two full days of felting magic!	
What's On	14
Calls for entry, exhibitions and opportunities	
General Information	15
Committee and volunteer details, telephone numbers for booking workshops and frenzies	
Show & Tell	16
Photographs from workshops, shows and meetings	



LEFT Demonstrator Sue Pearl's Pearly Frilly at the Fabulously bejewelled February meeting

PAGE 3 BOTTOM Beautiful blingful felt at the meeting

The President Writes...



Welcome to our new look *Feltlines*. I hope like me you love the look and feel of the new design. This clean contemporary design helps position us as a more modern association connecting to our current membership base and attractive to new members.

I will leave Sarah to tell you more in her editorial column but would like to take the opportunity to thank Sarah for the time she has taken to pull this together and her ongoing commitment as Editor.

I also wish to thank all those who have taken on regular columns or features for *Feltlines*. For the first time in many issues, we have book reviews. There are interviews with both our very popular guest tutor, Vilte Kazlauskaitė and with prolific feltmaker, and VFI member, Margaret Wilmot. My thanks to Judith Latham and Maggie Hollins who have taken on regular roles. Margot Ling writes about the *Felting Frenzies* and there are opportunities to exhibit and to view exhibitions. Penny Storey was the photographer for Show and Tell and many workshop images.

It takes many hours of voluntary commitment of our members to keep even a small association like ours running smoothly. Everyone is worthy of an award but in particular I was honoured to present Narelle Higgins our Encouragement Award at

our 100th meeting. Narelle has selflessly put the VFI first before her own family commitments and this has been recognised. Narelle has stepped down as Workshop Co-ordinator and Sandy Buchanan along with the support of Ros Bint has taken up the mantle.

At our 100th meeting we were lucky to have Sue Pearl from the UK demonstrate her "Frillies" scarves. Sue kindly donated her scarf which we will auction off for charity at an upcoming meeting. Our next meeting in April will be our "Mad Hatters Tea Party" and we are encouraging everyone to wear a hat and there will be a prize for the best hat.

Many of you ask about mentoring and we believe the *Felting Frenzies* are a great way to learn and ask other keen felters about your work, any issues you are having and general help on techniques.

With *Camp Jungai* happening in May this will be another fabulous way to learn and immerse yourself in felting with many other women who can help out. So I can only encourage you to participate in what will be a fabulous weekend. All the details are in this edition and will also be on our website.

The retreat at *Camp Jungai* also allows many of our regional members, who can't come to our meetings, the opportunity to connect in with our membership of like minded felters. If you are a little daunted about coming on your own we are very happy for you to bring a buddy and they don't have to be a felter but can just enjoy the surroundings. So please make the effort: we can accommodate 100 plus participants.

I will leave you with this thought: "you can't hide your true colours as your approach the Autumn of your life."

**Sharon Carter
President**



Narelle Higgins received the Encouragement Award at the 100th VFI meeting



Margaret Wilmot

The first in an on-going series of interviews with VFI members about their lives and work by Maggie Hollins

You don't live in Victoria, do you?

I am a textile and fibre artist based in Corowa in southern NSW and have been exploring the possibilities of wool combined with other fibres for over thirty years.

What sort of an education did you have?

I graduated with a Diploma of Education majoring in Sculpture and Jewellery but on being sent to teach in Rutherglen and then crossing the Murray to marry and live in Corowa, I discovered the joys of working with wool. I completed a Certificate of Hand Weaving and a Certificate of Textile Colour and Design. I then embarked on a wonderful creative journey into woven wall hangings and textile sculptures using natural coloured wools to reflect the colours and textures of my life on the Murray River. My works were exhibited in galleries over the North East and in Melbourne and I was invited to participate in an exhibition of Australian Weavers in Wool at Wool house in Parkville.



TOP Poncho, modelled by Margaret herself. Merino wool & silk fibre on raw silk fabric.

but the old felting techniques were rather messy, smelly and dirty

How did you get into feltmaking?

I had experimented with felting during the woven wallhanging period, using it to create 3D effects for my work, but the old felting techniques were rather messy, smelly and dirty. We would lay out raw fleece onto a cotton sheet, fold the sheet over and tack in place to make a flat mattress, then pour on boiling water and detergent, roll it up

between wooden rods and belt the poor sodden smelly mass about on the concrete. It always had to be done outside and established the reputation that felting was messy and wet.

How does your work fit in with family life?

My husband, who was the local pharmacist, always supported me with my art but with two little girls my textile activities turned to ballet costumes, party dresses and soft toys. Then, particularly with the introduction of GST, I had to spend more time in running our family business and my creative output suffered. I did however continue to share my love of wool and textiles and taught art and craft particularly through Adult Education and TAFE classes and was very involved in our local Spinners & Weavers Group.

On selling our business nine years ago I was right back into my love of textiles and fibres and embarked on a fun journey of re-education and exploring of new techniques. I discovered "Modern" felting with colour and "Bubble Wrap" Yay!!! I was off and running.

What have you explored in feltmaking?

I experimented with different fibres combined with merino wool, silk, flax, mohair, and alpaca. I tried nuno with a variety of fabrics, silks, polyesters, metallics and knits. I explored commercial and natural dyeing, all the while trying to create shawls, wraps and garments that were light and would drape well. My work was again selling well through regional galleries and outlets.

In 2007, I attended the Victorian Feltmakers Convergence at Beechworth and was again blown away with excitement of the possibilities of felting. I love learning and teaching and have been

very fortunate to attend many of the wonderful workshops run through the Victorian Feltmakers. The most recent was with Liz Clay and I have been inspired to return to the colours and textures of the trees along my beloved Murray River.

Ever had a dream come true?

Many artists and craftspeople have the dream of running their own gallery. In 2008, I was part of a group of artists in our town who formed a Co-operative to open and run a gallery to exhibit and sell our work, run exhibitions, and conduct workshops. It has been a learning curve to get it established but a very exciting and worth while venture. Through our Gallery 294 I have been able to work for and hold three solo exhibitions.

How else do you share your work?

Towards the end of 2011, I was very involved with a doll maker friend, in making all of the felting for the creation of the Three Magi for the Johnston House Museum, East Melbourne, Christmas Collection. This was a huge

many artists and craftspeople have the dream of running their own gallery

installation and required every technique that I had ever learnt: dyeing, laminating, Shibori, gossamer, inlay; as the colours and decorations had to reflect antiques in the museum.

What do you do when you are not felting?

The not so creative side of me loves travel and bike riding and we are off in February to travel to Burma for a cycling tour. I will, of course, manage to visit weaving areas and as usual, bring home metres of wonderful silks and hand made traditional textiles.

What does the immediate future hold?

I am looking forward to attending the Vilde Kazlauskaitė class in March at Feltmakers. I am very grateful to the organisers of the wonderful workshops as they give me an opportunity to renew friendships and work with like minded people. My advice to all Feltmakers is to keep learning and keep felting, it is so rewarding.

VFI

BELOW *Bushy Yate Sculpture*

Natural coloured wools, silk fibre



Margaret Wilmot Gallery

RIGHT Turkish Delight Shawl: Gossamer felted, merino wool and silk fibre on hand dyed silk fabric.

FAR RIGHT Bark Wrap: Natural and hand-dyed wools and silk fibre. Hand-dyed silk fabrics.

CENTRE Pink Shawl:

Nuno felted hand dyed merino wool and silk fibre on hand dyed tissue silk fabric

FAR RIGHT Red Gum Shawl Gossamer felted merino wool and silk fibre, botanically contact-dyed with eucalyptus & mistletoe leaves, copper wire.



LEFT The Three Magi: Hand dyed merino wool, silk fibre, silk fabrics. Gossamer felted sunset backdrop with Arashi Shibori dyed and felted star beam. Garments of Magi include Turkish silk fabric inlay, raw silk fabric lamination and Handspun wool decoration on hand dyed merino wool and silk fibre.

RIGHT Grace Jones Teacosy: Merino wools, wool nubs.



ALL IMAGES COURTESY OF THE ARTIST

A word from the editor

Welcome to the new-look **Feltlines**. Ever since I began to look after the magazine - and possibly prompted by the desire to be able to call it so legitimately - I have wanted **Feltlines** to have a cleaner, crisper, more designed layout, reflecting the sophistication that felt can have. This is the result.

Please feel free to make comments about the format. I will be happy to incorporate what I can. The new layout has taken a lot of work, but I do regard it as a first draft. Over the next few issues the design can be tweaked and perfected.

An objection I can foresee is printing out the full colour cover. It is charcoal, front and back, in this issue. I intend to match it to each cover photograph. An easy fix is a downloadable printer-friendly version, with a white background and dark text. You will find this ready for you on the website.

The magazine will now be quarterly, as you should be aware. The next season is a favourite for those who wear felt - winter. Feel free to send me images you have taken which capture the feeling. I would also like member responses to the season - in felt, but it could be poetry or drawing - however you choose to respond. Quotations would also be great.

In line with the more contemporary feel, the VFI has also started a Facebook page, which will be great for taking our activities to a wider audience. We would like the organisation to grow in size and in appeal to those young(er) craftspeople out there. This is a start, upon which we shall build.

Facebook invitations have been sent to all email addresses in our database. If you use a different email address for Facebook, just email that address to me and I will send you the invitation. Alternatively, you can use the address

Facebook will keep you up-to-date automatically, with less effort on our part. We should all like that.

<https://www.facebook.com/pages/Victorian-Feltmakers-Inc/242705859153659> to go to the page. If you have concerns about the security of Facebook, change the security settings after you join. Allow friends only to see your details for maximum security and ask Facebook to use a secure server for your page (this is what **https:** in the address of our page means)..

You may have noticed that there is no information regarding **FELTernative** in this issue. Entry forms and the requirements will be put on the website, so that they are easily available. A copy will also be sent out with the postal version of the magazine. If you have any queries, please contact Jan Everett (see page 15 for email and phone details).

Finally, we have a new post box address. From April 1, it will be:

PO Box 852, Camberwell South, Vic. 3124.

Enjoy!
Sarah L Ricketts

Fibrefusion

deliciously
lush
colours
sensuous
soft
wool

Felting Supplies
•Divine Wool Tops
•Felbi Wool Batts
•Felting Accessories

www.fibrefusion.com.au
telephone +61 3 9859 8081

askus@fibrefusion.com.au



Vilte Kazlauskaitė

Soon to warm us up for Autumn with her extraordinary clothes, our very special guest tutor talks to Sharon Carter

Tell me about your background. How did you arrive at felting?

I started due to a simple fascination about the properties of fibers to create new continuous fabrics. Since my mind wasn't constrained with what felt must be and the rules around making it, I began experimenting.

and most sincere inner conversations that matter for me most and maybe not for someone else.

What does a typical day in your studio look like?

I am still waiting for a place to be called my studio, for now I am sharing the space of some rooms we live in. I am not that kind of felter who felts

Feel Felt, Felt Feeling

Something about felting, Something about felt

I had been a dancer for 10 years in my life and I quit dancing as I started my psychology studies. My hands now make the wool and other fibres dance, move, entangle, and interlock. I should say that all of my life experience step by step led me into the world of felt.

How would you describe your signature style to someone who has not seen your work?

My pieces are always very organic, they have movement encoded in them, they are never static. It's a mixture of softness, lightness, transparency and wildness, roughness. My pieces encode sensuality, poetics, as well as little drama elements. They do communicate, arise feelings, have some seduction in them. My colour language is delicate, you would hardly find a big number of different colours together in my pieces. I am a huge fan of all natural things, so besides using natural fibres, I prefer to dye my fibres with natural dyes – plant materials.

What are your favourite pieces?

The pieces that become more dearer to me probably have more rawness of my soul, purer feelings

every day and does certain amount of work each day. There are days when I don't even touch the wool. There are days when I do nothing but felt without seeing anything around. But I do explore felting in my mind each day, I dream, I imagine, I create. This "thinking" process is of big importance to me, the same as the process of getting down to the wool and working with my two hands.

I am happy in doing everything by myself – from dreaming, designing, discovering new materials, preparing my own fibres by washing, carding or dyeing, felting, to taking photos of my work, packing and shipping my pieces to clients and using Internet for making my personal, more intimate shows...

Where do you go for your inspiration?

List 3 or more books, websites, blogs that inspire you.

There is plenty of inspiration inside yourself as well as outside – in the nature, in the world that surrounds you. I find beauty in other kinds of textile, fashion, photography, architecture, design elements, and other kinds of artistic expressions.



I mention a blog and tumblr site curated by a fibre artist Abigail Doan - www.eccoeco.blogspot.com and www.lostinfiber.tumblr.com - where I do like to wander and soak up some inspiration.

Are there other felters or creative people that you admire?

I always mention Claudy Jongstra whose feeling of felt is so close to mine.

Do you have any other creative interests?

One of my biggest interests besides felting is photography. I am also interested in dance art, fashion, interior and landscape design, as well as literature...

Have you had a mentor?

set me free from my own self, my own boundaries.

Where do you buy your supplies?

I have several sources for different materials – some come from commercial traders, some are sourced directly – wool from shepherds who love and care for their sheep, fleeces of alpacas who are also kept as pets and loved by their owners, or exotic kind of silk from the village in India where it is first collected.

What business skills have you acquired to run your business? What would you still like to learn?

What is most important in business

everything so fast and easy and the world – so small, but on the other hand it took away so much pleasure of direct communication, even in business. And when people can see and touch the fabric you are making, there's a much bigger chance for more opportunities coming your way. So I would like to learn how to get a bit more of real face to face business into what I am doing now.

Any advice or words of encouragement for VFI members who do it as a hobby or as a business?

I always encourage people to travel their own journeys in finding their own signature in what they create. Be brave to experiment, be brave to be different, be brave to look silly sometimes, let yourself forget the technical rules from time to time and try to see what you do with a beginner's eyes, because the beginners usually have that big hunger for exploring, experimenting and thinking everything is possible. Refine everything you do to what is really YOU.

I always encourage people to travel their own journeys in finding their own signature in what they create


For first 4 or 5 years I experimented on my own. During this time I formed my style and signature, I matured as a felter. Then I took a workshop with Claudy Jongstra who helped a lot in developing my artistic expression and in a way she

is believing and loving the things you do and having courage to present your pieces to others in your own style as only this way you will be noticed. All of my business is now made on line so I have acquired good internet communication. The Internet has made

VFI

NOTE: Vilte's workshops for the VFI are full. She has proved to be so popular, we had to run an additional class, which cleared the existing waiting list and then filled immediately. Great stuff!

Vilte Kazlauskaitė Gallery



Fabulous fodder for felting fanatics

Two inspirational new titles join the VFI Library Collection


by Judith Latham

From felt to fabric NEW TECHNIQUES IN NUNO FELTING

Catherine O'Leary

LARK CRAFTS
Sterling Publishing
Co., Inc. New York

Generosity abounds as Catherine shares her distinctive and innovative techniques and design inspiration for creating fabulous nuno felted fabric for garments and accessories.



Exploration of shape, colour and texture, while using nuno prefelts, will inspire the feltmaker to produce beautiful projects however simple or complex.

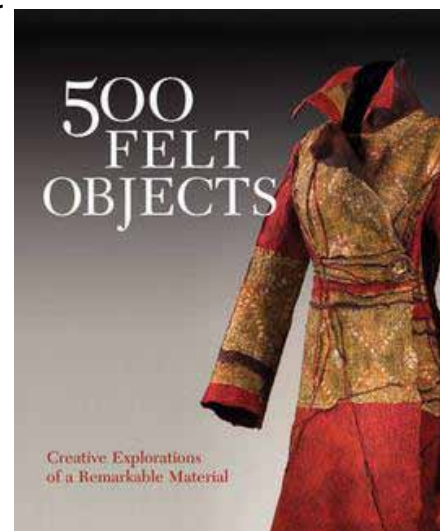
Guidance is clearly expressed and illustrated. A must-read for all!

500 FELT OBJECTS Creative Explorations of a Remarkable Material

Susan Brown, Juror

LARK CRAFTS
Sterling Publishing
Co., Inc. New York

A surprise and delight from page to page, this book is an addition to the popular 500 series of books. An incredibly diverse photographic display of objects - from garments to carpets, from vessels to jewellery - dazzles as each page is turned. Exciting insights into different perspectives and approaches used by different felt artists worldwide are revealed in the 420 page volume.



Don't miss this treat. A remarkable book which is bound to transport all felt artists immediately to the felting table!

VFI

A SYMPHONY IN FIBRE

This exciting exhibition is to be held at the Central Goldfields Art Gallery, Old Fire Station, Neill Street, Maryborough, Victoria, from 2nd June – 8th July. Gallery hours are Thursday to Sunday, from 10.00am – 4.00pm.

Three friends (and Victorian Feltmakers members) - **Anna Ashton, Alison Durham & Pam Hovel** - have banded together to present **A Symphony In Fibre**.

Each artist has a unique style and together they create a delightful mix of textural and organic forms and sumptuous garments in felt and fabric.

Created with artistic passion, each piece is a delight to the senses and guaranteed to thrill.



Felting Girls Just Wanna Have Fun

Felting Frenzy News & a Happy New Year's story by Margot Ling

Having a January Felting Frenzy certainly proved popular. Most of us had been too busy with Christmas and New Year festivities to get our hands into felt making.

The thirteen gals who attended were all very eager and productive. At times the silence was deafening and the air heavy with concentration, and at other times news and stories were being shared along with the happy sounds of laughter. Felting assistance was offered when requested, from all the mentors present

There were seventeen ladies showing interest in the day and as always 'things' crop up in our lives at the last minute and Felt Frenzy has to be put on the back burner.

February's Frenzy was held at Open-drawer on Toorak Road, Hartwell, run by

Robyn Steel-Stickland and Prue Barridge. This was a one off location change, as Sue Pearl's workshop was taking place at our normal location. Purchases for fibre on that day were available at Open-drawer, meaning there was minimum disruption, which is good.

I appreciate the calls letting me know that your circumstances have changed, and that you are unable to attend, albeit at the last minute. I know the 'ladies in waiting' are always grateful for their place in the group.

When I can fill your spot at the last minute I am happy to transfer you to another day.

Our next Felting Frenzy is Saturday, March 24,, at the Hall as usual. If you need to book, contact me by email on margot@myaccess.com.au. **VFI**



Weekend Felting Frenzy at Camp Jungai

Many of us find it hard to get to a Friday or Saturday Frenzy. This is your chance to experience two full days of felting magic!

CampJungai nestles in the picturesque Rubicon Valley, just before the climb into the mountains. The area is brimming with bird life. The nearest towns are Taggerty and Alexandra. Camp Jungai is just under 2 hours' drive from Hartwell - without speeding

The weekend will be centred on felting in a relaxed atmosphere. There is plenty of room to work, comfy places to sit and chat, or go outdoors for walks, sketching and enjoying nature. Rosellas, King parrots, wrens, waterbirds, wombats and kangaroos abound on the property.

It is also possible to explore many indigenous cultural and art activities. Evenings can be social and entertaining or you can just keep felting – maybe both! Registration is open to members, who may invite a guest to accompany them.

TIME/DATE from 2 pm, Friday May 18, to 2pm, Sunday, May 20, 2012

VENUE The Jungai Centre, 475 Rubicon Road, Thornton, Victoria.
Website: www.oeg.net.au/jungai/

ACCOMMODATION Cabins with bunks, en-suite and heating; dining room; activity centre with art facilities, dance floor and lounge room. Meals will be fully catered.

COSTS \$190 (incl. GST) per person includes all meals, accommodation and activities. BYOG and party goodies.

Early Bird (save \$15) \$175.00

Payment in full by March 29

Paying in installments

1st half due March 29 \$95

2nd half due April 22 \$95

Full payment **must** be received by April 22. If we do not receive all monies by this time, the event will be cancelled..

Make cheques/money orders payable to Victorian Feltmakers Inc.. You can also pay directly into the VFI bank account. Details are: BSB 033120 A/c 111910.

Please send a copy of the transfer receipt (take the print receipt option during the payment process) with the registration form, whether electronic or mailed. **Make sure our statement will include your NAME & JUNGAI**

- we need to have proof that you have paid!

REGISTRATION PROCESS Complete registration form (download from www.vicfelt.org/events/Camp_jungai_registration_2012.pdf). Postal members will receive a copy with Feltlines. Return to

**Opendrawer
VFI Retreat
1158 Toorak Rd
Hartwell 3124**

Registration Form must be received by April 30, 2012.

ENQUIRIES Robyn Steel-Stickland on 9889 7227 or Margot Ling 9509 1470

Further information will be sent out at the start of May, by email. If you do not have email, please enclose a business sized (DL) SSAE (stamped self-addressed envelope) with your payment so you can receive full program details, what to bring list and a map. However an email is useful for last minute notifications, car pooling, etc., so even if you don't do email, please include one and check it!

VFI



LEFT (on previous page) Scenes of felting joy at the January Frenzy. Look like fun? Try it yourself this May at Camp Jungai. Put those together with pictures above for an idea of what awaits you! **ABOVE** The natural beauty and sympathetic built environment of Camp Jungai

Handweavers & Spinners

Guild of Victoria, Inc



*Come visit our new home
Browse our Craft Supply
for felting supplies,
dyes, luxury fibres, books,
etc.*

**Tues to Sat
10am to 3pm**

Enquires: 9387 9222

655 Nicholson Street, Carlton North
www.vicnet.net.au/~handspin/

What's On

Calls for entry and opportunities abound this Autumn

We have been overwhelmed with opportunities for feltmakers this month. Most are quite complex and probably require you to download material from a website. In no particular order, they are:

2012 Scarf Festival: The Journey

Registration kits are now available to download online -

www.geelongaustralia.com.au/common/Public/Documents/8cd69fb09b9cdac-Scarf%20Festival%20Registration%20Kit%202012.doc

(take out any hyphens in the URL) - or you can telephone the Wool Museum to have one mailed to you (03 5272 4701). More details are on their website, www.nwm.vic.gov.au.

Key Dates:

- Entries open Monday 27 February
- Entries close Friday 4 May

The City of Hobart Art Prize 2012

The categories this time are Fibre or Paint as the primary medium of submitted works. There are two acquisitive prizes of \$15000 each and one \$1000 People's Choice Award.

Entry forms are available online: www.hobartcity.com.au/artprize and entries close on May 1, 2012.

Expressions 2012: The Wool Quilt Prize

This is a great opportunity for anyone who works with wool, including those who make felt. Some stitch will be involved as well. See the website for forms and conditions: www.nwm.vic.gov.au.

Key Dates:

- Entries due September 28
- Notification of acceptance October 26

Susan Fell McLean is looking for feltmakers and natural dyers to exhibit work in Asia.

She has been invited by the convenor, Edric Ong, to bring an Australian contingent. She is proposing a Collective Fashion Designer Show and the **Australia Naturally 2012** exhibition, featuring lengths of cloth as well 30 cm square box pieces. The emphasis is on natural dyeing, which should appeal to many VFI members. The organizers are interested in felt and different types of textile construction. However, she also says *"Keep in mind that both ISEND and WEFT are about natural fibres and natural dyes, and our network is centred on shibori, but may include a range of processes and techniques if it fits the integrity of ISEND/WEFT."*

There is a lot more information in her message. If you would like it forwarded to you, just email vfi@internode.on.net or contact Susan herself: susan.fellmclean@gmail.com.

Market stalls at the Persian Fair 2012, Abbotsford Convent

Iranian Society of Victoria/House of Persia is responsible for managing the Persian Fair which will be held at the Rosina function space on 22 April 2012, Abbotsford Convent.

- Table size is 180x75cm, and has to be covered with white table cloths.
- All tables need to be set up before 9am on the day.
- Vendors are responsible to keep the space presentable and clean during the festival and remove all rubbish before their departure.

There is an opportunity to hire table packs for \$30, consisting of 1 table, table cloth and chair. If you wish to hire a table pack, you need to add the hiring cost to the cost of the stall. Email Sarah for the entry info (vfi_editor@internode.on.net).



ABOVE Susan Fell McLean's work on show in KL

BELOW Collective Designers' Work in KL



Other opportunities A MUST SEE

Tamworth Textile Triennial Sensorial Loop Tour 2012- 13

RMIT Gallery
February 10–March 24, 2012
344 Swanston Street
Melbourne Vic 3000
T 03 9925 1717
E rmit.gallery@rmit.edu.au
W <http://www.rmit.edu.au/rmitgallery>

Some opportunities are workshops:

Marie-Therese Wisniowski, who has presented workshops for the VFI, has been invited to teach a two day workshop at Kraftkolour in Thomastown, Victoria on May 4th and 5th, 2012 (<http://kraftkolour.com.au/Workshops.php>).

The workshop focusses on 'New Landscapes Using Disperse Dyes and Transfer Printing' processes on polyester/synthetic fibres. It will also introduce participants to her signature MultiSpere Dye Sublimation technique as well as other techniques. If you are interested, contact Marie-Therese, marie-therese@artquill.com.au.

VFI Committee 2011-2012

President

Sharon Carter
10 Doonkuna Avenue,
Camberwell, Vic., 3124
Mobile: 0468921158
president@vicfelt.org

Treasurer/Public Officer

Tony Cooper
315 Dreeite Road,
Beeac, Vic., 3251
03 5234 6030
spinfelt@westnet.com.au

Secretary

Simone Braund
7 Parker Street,
Ormond, Vic., 3204
0417 963 665
simone.braund@gmail.com

Ordinary Members

Gayle Burgess
40 Graceburn Avenue
Healesville Vic., 3777
03 5962 1389/0420 429 699
bgburgess@internodeon.net

Jan Everett

8 Mirtilga Place,
Eltham, Vic., 3095
03 9439 0581/0411 468 819
everett.jan@gmail.com

Vice Presidents

Robyn Steel-Stickland
104 Albion Road,
Ashburton, Vic., 3146
03 9885 6440
robyn@opendrawer.com.au

Judith Latham

c/o Boisdale Post Office
via Maffra Vic., 3860
0419 296 501
lee.judith.a@edumail.vic.gov.au

Membership Secretary/ Assistant Treasurer

Jane Robson
PO Box 79,
Whittlesea, Vic., 3757
03 9715 1523
janerobson@live.com.au

Ordinary Members

Margot Ling
11 Orchard Street,
Armadale, Vic., 3143
03 9509 1470
margot@myaccess.com.au

Sarah Ricketts

19 Drummond Street,
Carlton, Vic., 3053
03 9663 6469/0410 107 529
vfi_editor@internode.on.net

Workshop Booking Officer

Ros Bint
3 Turnbull Grove
Northcote, Vic., 3070
03 9481 7542
rosbint@gmail.com

Workshop Coordinator

Sandra Buchanan
20 Highbury Road
Burwood Vic., 3125
03 9833 4511/0416 267 068
sandybuchanan
@optusnet.com.au

Workshop helpers

Positions currently vacant- 3 helpers required, please - to start as soon as possible. Talk to Sandy.

Felting Frenzies are an important part of the VFI month. Join us from 9.30 am to 4 pm. Bring whatever you want to do, and your own felting supplies, although the fibre shop is open for a while. There is no tuition, simply learning by sharing.

Book a table in advance from:

Felting Frenzy Coordinator

Margot Ling
03 9509 1470
margot@myaccess.com.au

Frenzy helper

Gabrielle Pellissier

Photographs and articles are welcome for Feltlines at any time. Please send them to Sarah, vfi_editor@internode.on.net. The more images we have, the better we can represent what we do, so send them in! The magazine is now quarterly.

General Meeting, Workshop & Frenzy Venue:

Hartwell Church of Christ Hall, 248 Highfield Road, Hartwell (corner of Highfield Road and Milverton Street). Hartwell is a locality in Camberwell 3124.

2012 General Meeting Dates:

Saturday April 21 Saturday June 16
Saturday August 18 (AGM)
Saturday October 20 Saturday December 1

Special thanks to:

Fibre Shop Coordinator

Alison Durham
1 Grey St,
Bacchus Marsh,
Vic., 3340.
03 5367 3553
ajd@ozemail.com.au

Library Coordinator

Denise Leslie
2 Westmere Place,
Rosanna East, Vic., 3084
03 9459 6876

The VFI offers a number of fantastic workshops with highly respected tutors. Download the most up-to-date information from our website:

http://www.vicfelt.org/VFI_Workshop_Final_Program_2012.pdf

Registration forms for workshops and for joining the VFI are also available at www.vicfelt.org.

THE CREATIVE FELTMAKER

DVD Felt Workshops with Wendy Bailye
from "THE FELT STUDIO"



Project 1
silk felted flower



Project 2
muslin wrap



Project 3
solid wool wrap

- Gentle, low impact felting techniques
- Practical & inspiring ideas
- Easy to follow instructions
- Wendy's special hints & tricks to help you on your way
- Fashionable, well designed projects
- Gallery of felt for ideas & inspiration
- Develop skills & techniques at your own pace
- Valuable resource for Teachers -great for school use.

OUT NOW!

In this first DVD renowned Australian textile artist and Felt maker Wendy Bailye will take you on a journey of discovery using fabrics in the feltmaking process.

Learn a variety of techniques to make your own hand felted silk scarves, wraps and designer fabrics. Wendy will guide you all the way with her easy to follow instructions and gentle "no fuss" techniques. You will be fascinated by the variety of different projects that can be made once you have mastered the basic felting skills. Wendy has been making felt for 18 years - you will be assured of some great ideas and inspiration.

Being a trained textile teacher, you will receive the highest level instruction and tuition, all in the comfort of your own home! For those of you who learn best by watching and doing, these instructional DVD's will be a real treat.



INSTRUCTIONAL DVD
Felting with Fabrics

\$35.00

AUD

ORDER ONLINE

www.artwearpublications.com.au • www.wendybailye.com

Show & Tell

Proud pictures of work from workshops, shows and meetings

These works come from many of the areas in which VFI members participate. **Jane Robson** is our Membership Secretary and also teaches her beautiful fleece painting techniques, for which she has won much acclaim.

Jo Bagge was commended for her wrap at the Royal Agricultural Show last year, but unfortunately the editor did not know about her success when Feltlines went to press in December. Many apologies for the oversight.

Jo forwarded images of the work (seen below). Please let the editor know of any success, so that we can celebrate it with all our members. And do send images!

Our other photographs are from Show and Tell at meetings and from workshops. Thank you for submitting them.



ABOVE - Jane Robson with her sample piece for the recent workshop.
BELOW FROM LEFT - Jo Bagge's Wrap on the runway at RASV and sitting still; and Judith Latham's fun Christmas vest.



BELOW FROM LEFT - Fiona's Bootiful Boots, made at the Della Jones workshop of the same name and Lucy with table runner. Lucy's runner was also made at a Della Jones workshop, natural dyeing capturing "the Memory of Plants." This popular workshop has been run several times.

