

FEMA National Watch Center

Daily Operations Briefing

Sunday, December 11, 2022

8:30 a.m. ET



FEMA

National Current Ops / Monitoring

New Significant Incidents / Ongoing Ops

- No significant incidents / operations

Hazard Monitoring

- Heavy snow – CA to Northern Intermountain, Northern Rockies, and Central Great Basin
- Heavy rain and flash flooding – southern CA

Disaster Declaration Activity

- No new declaration activity

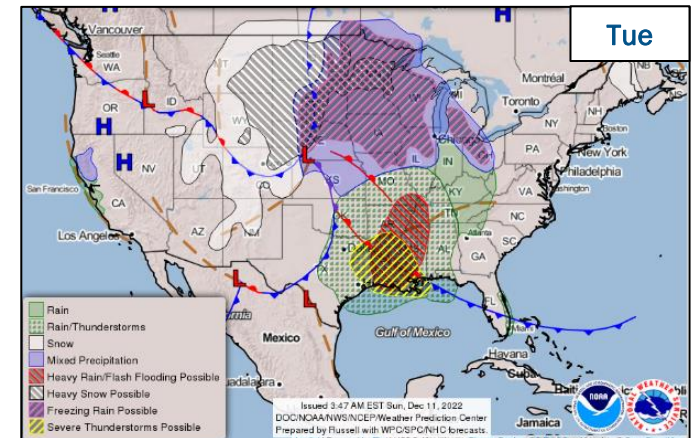
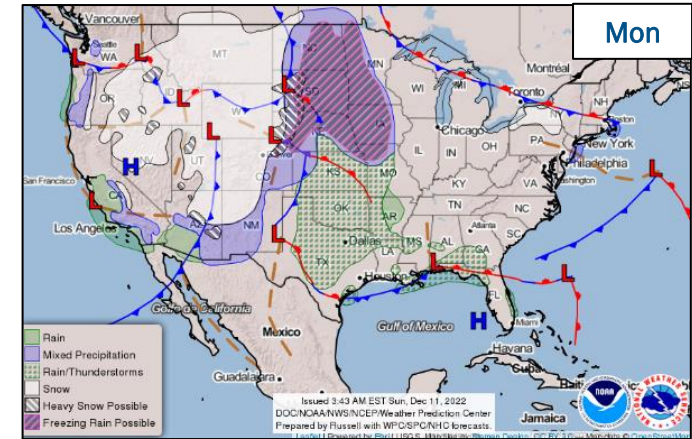
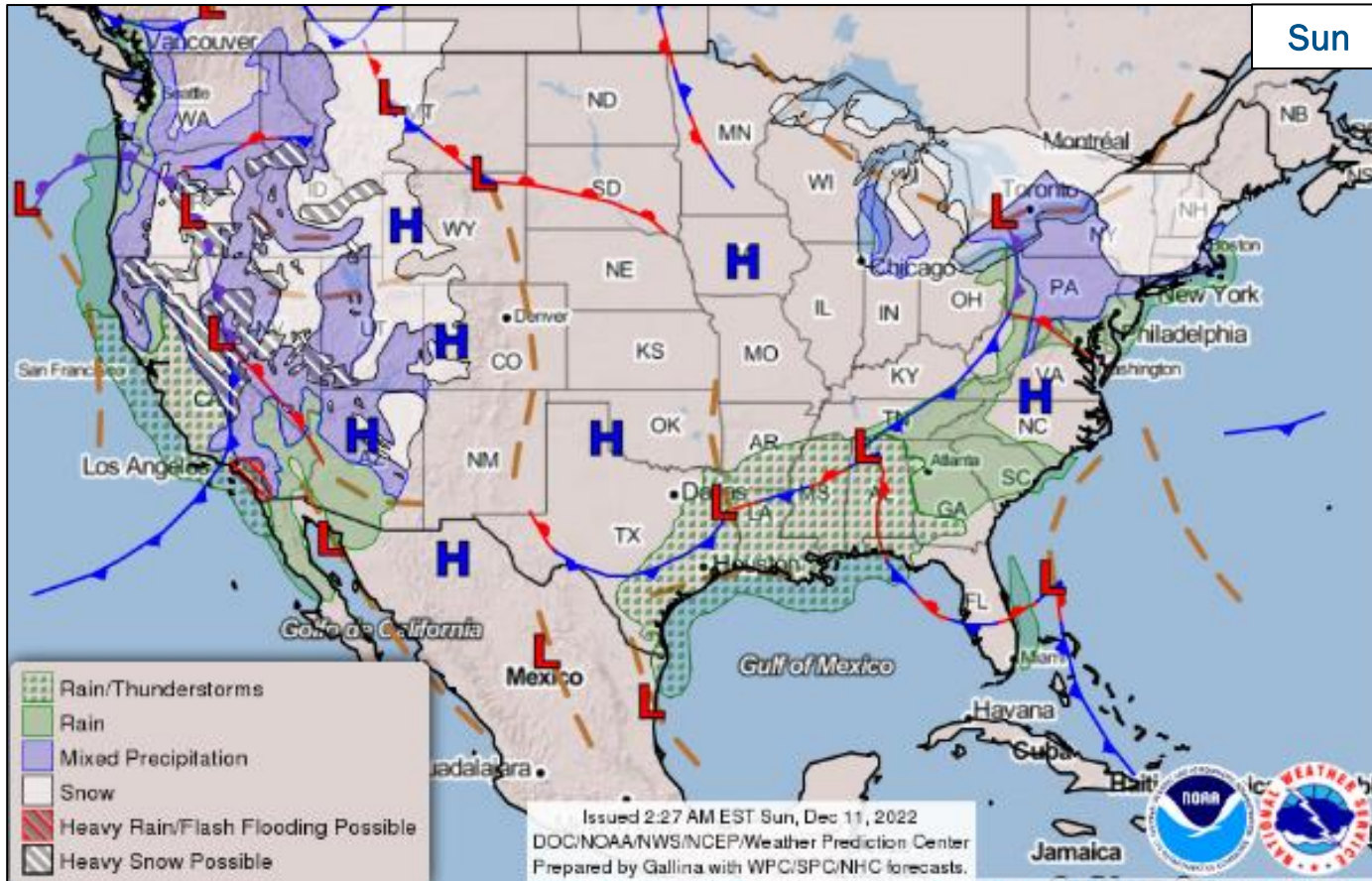
Event Monitoring

- U.S.-Africa Leaders Summit – Dec 13-15



FEMA

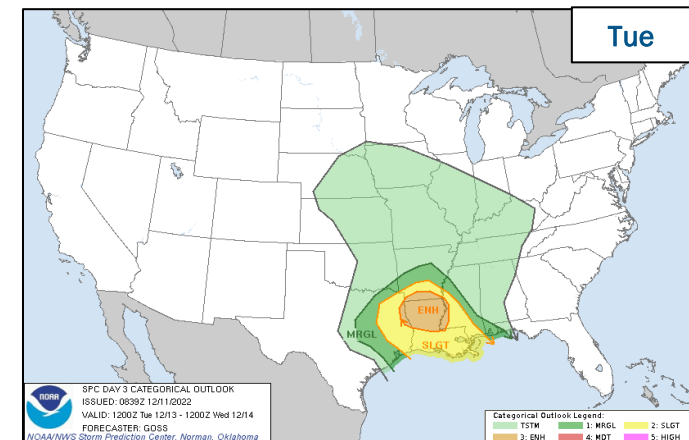
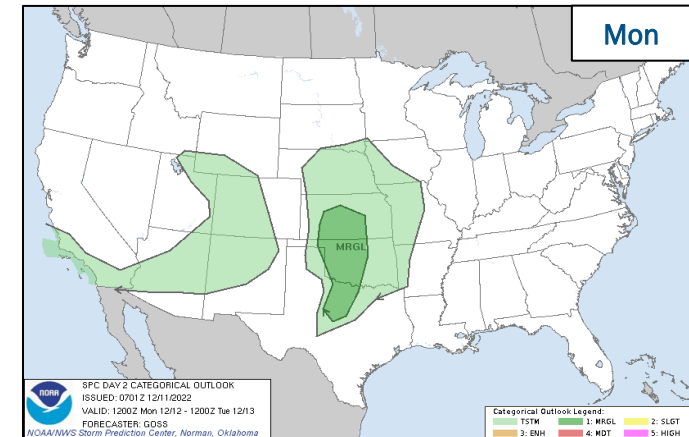
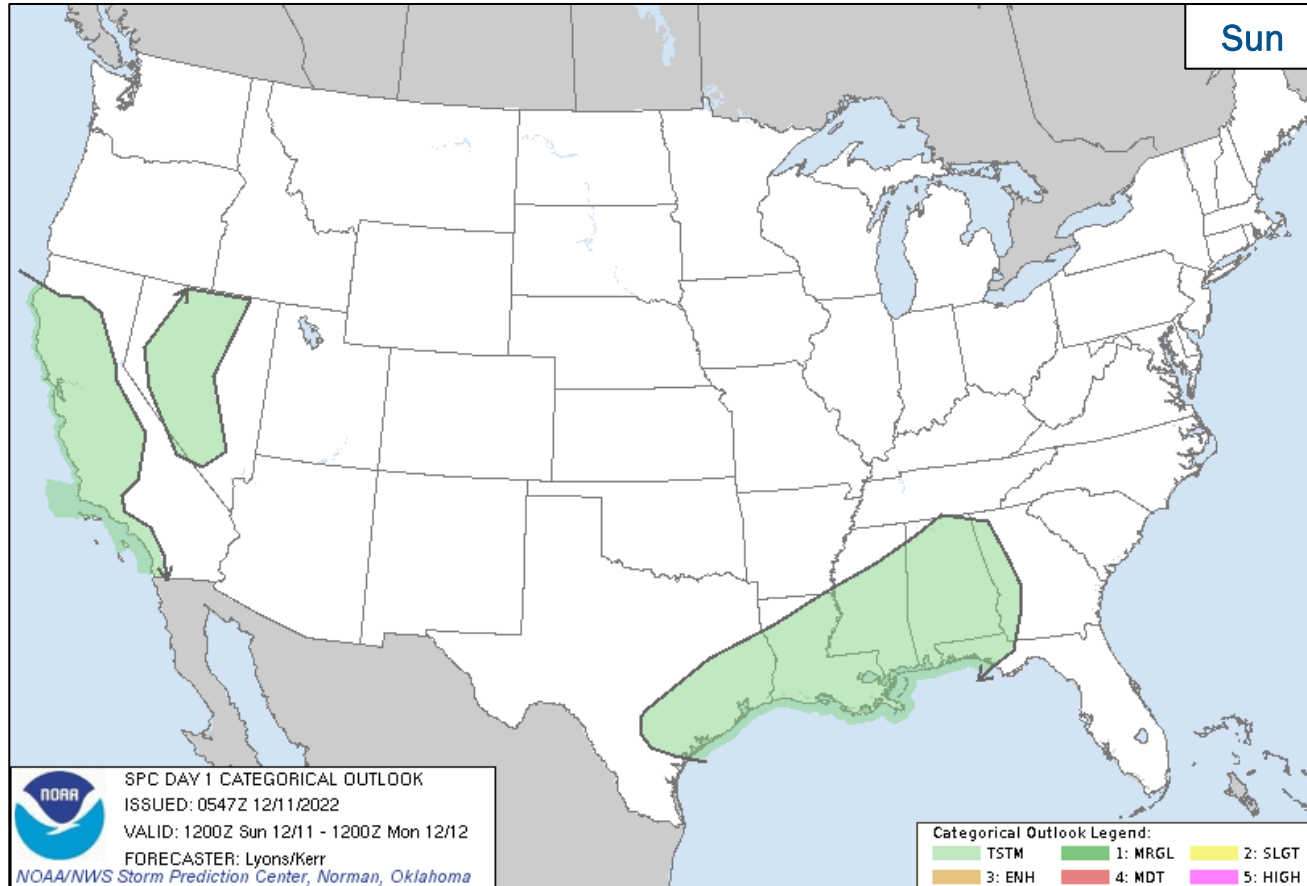
National Weather Forecast



FEMA

National Watch Center

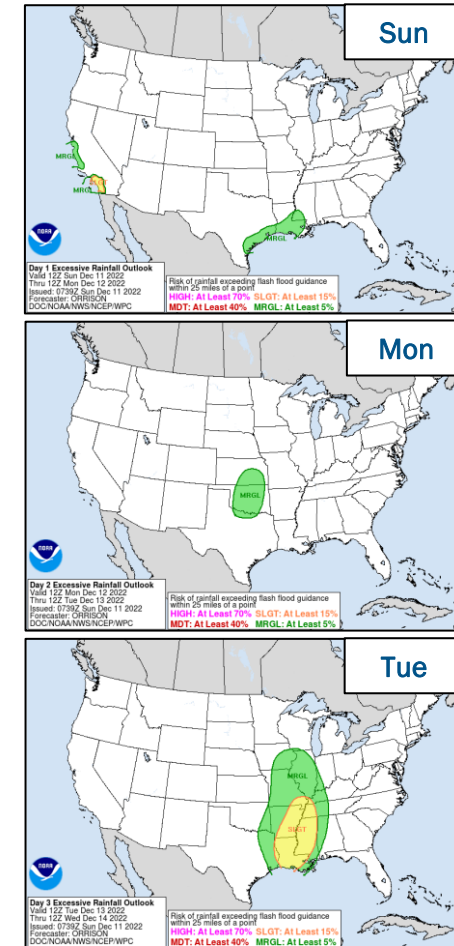
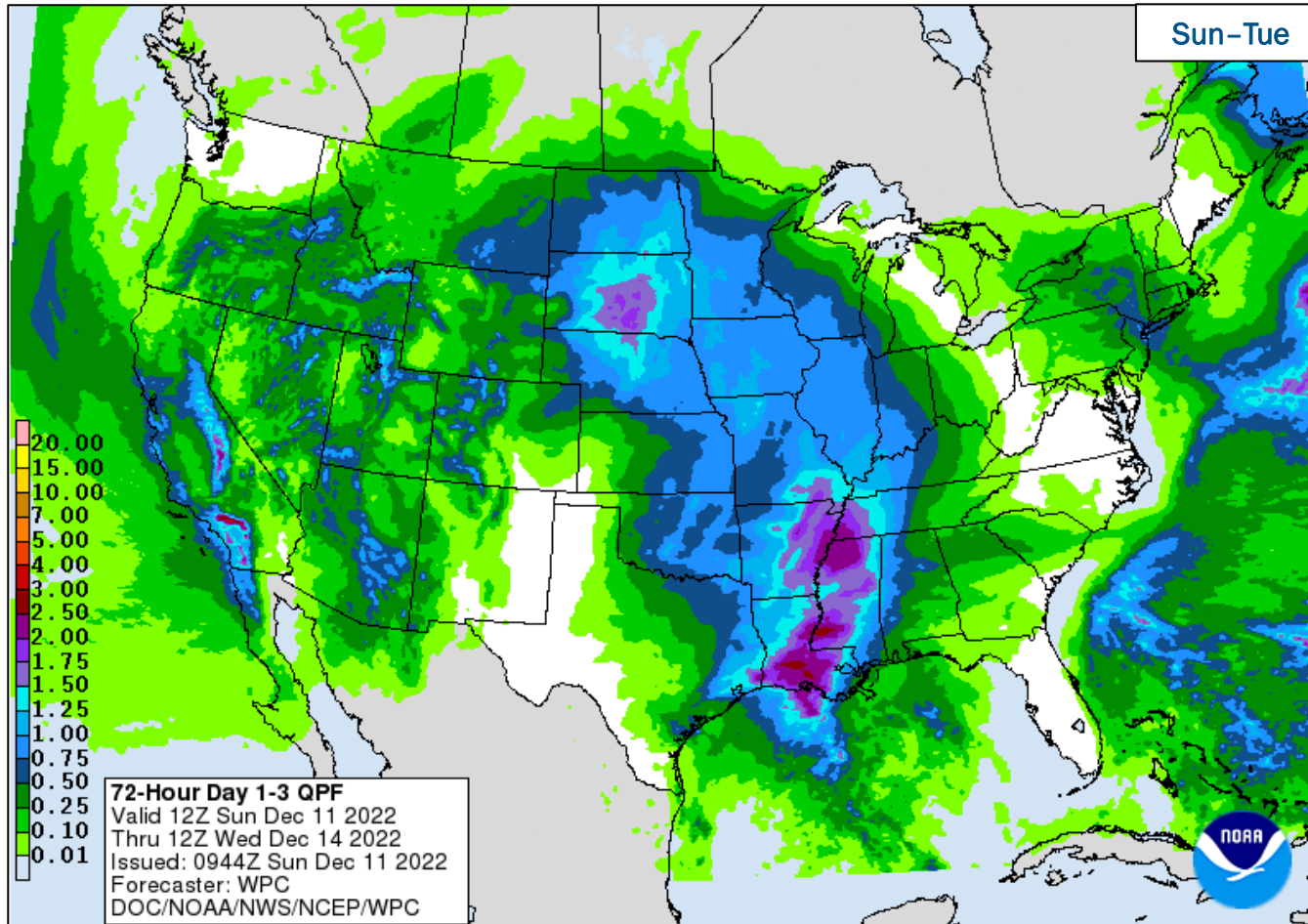
Severe Weather Outlook



FEMA

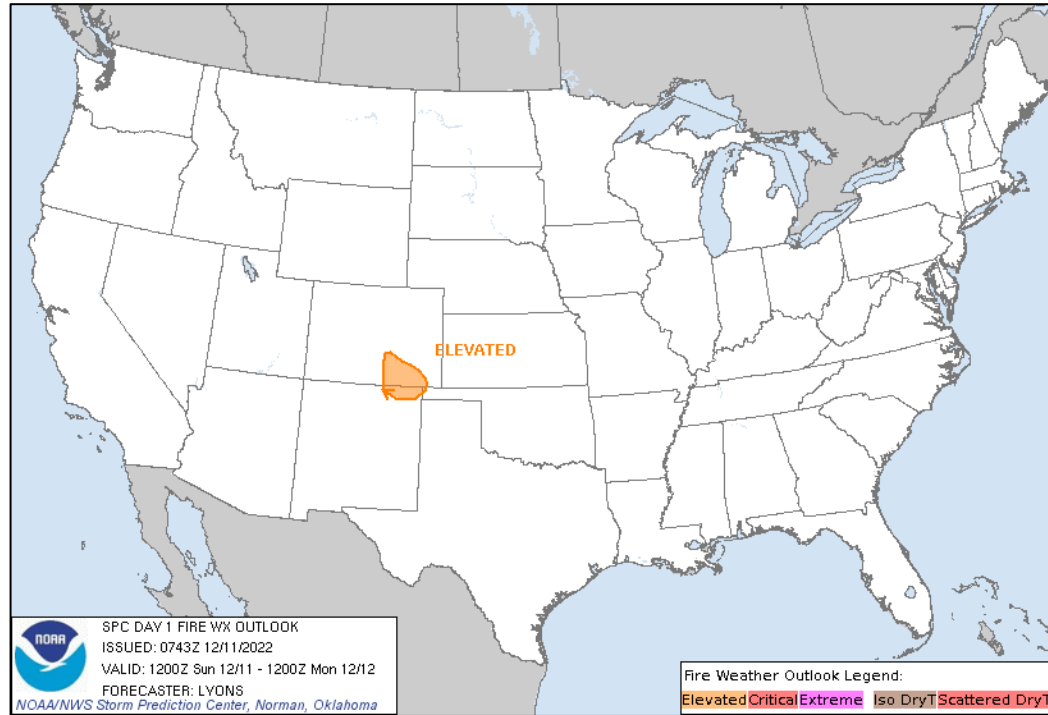
National Watch Center

Precipitation & Excessive Rainfall

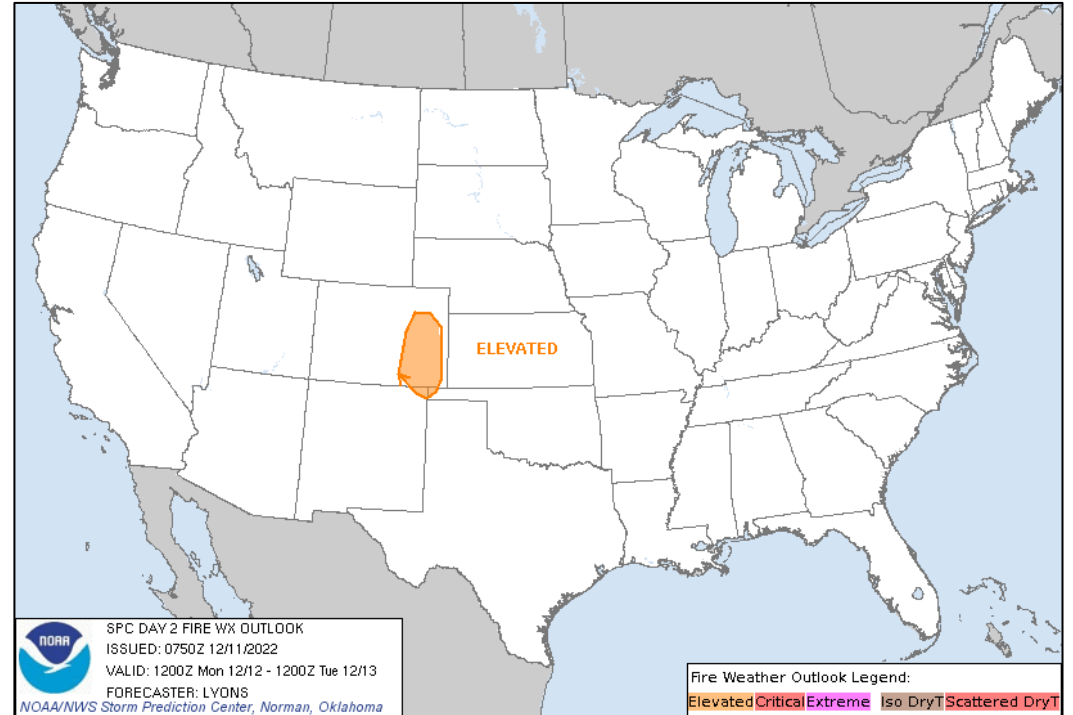


FEMA

Fire Weather Outlook



Today



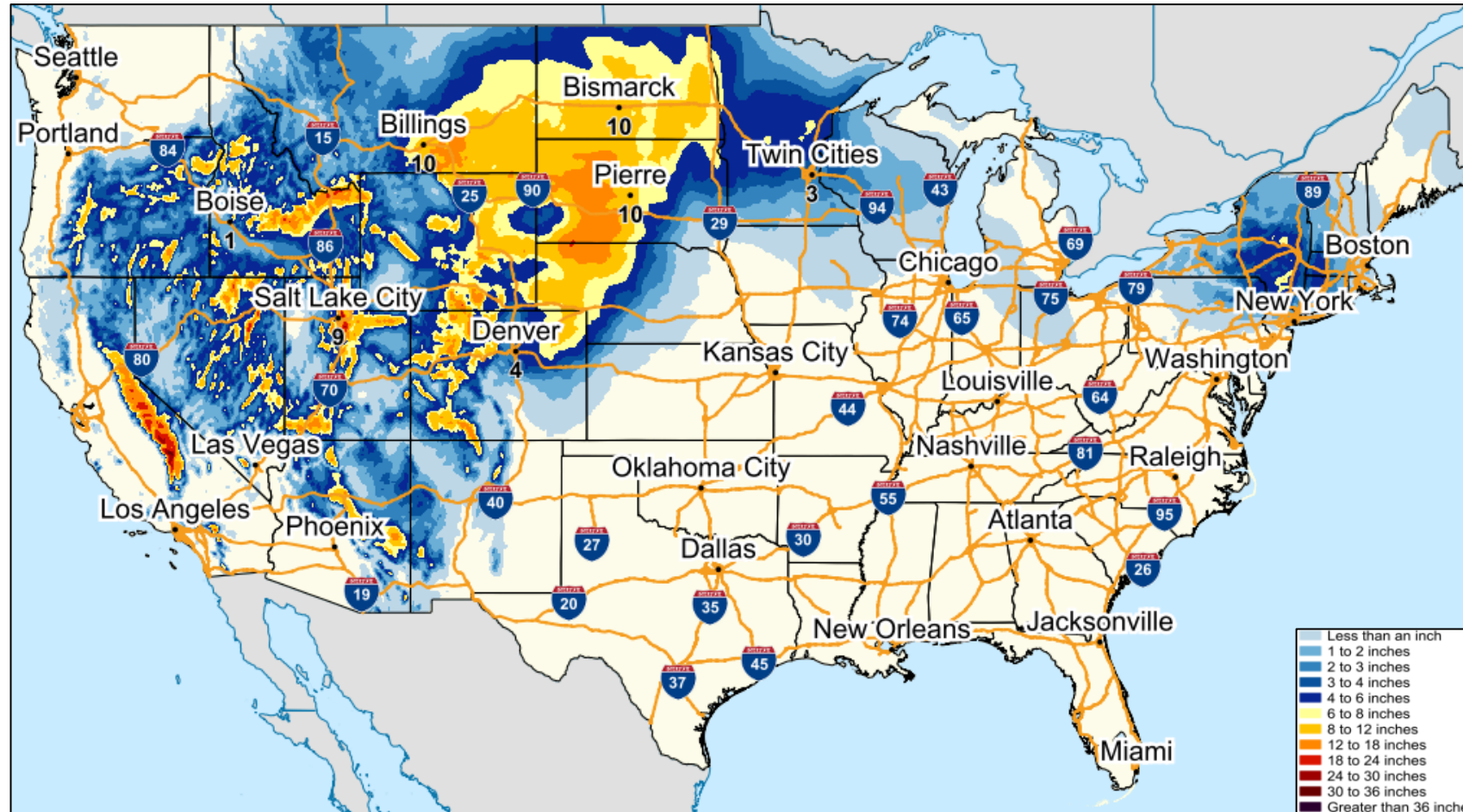
Tomorrow



FEMA

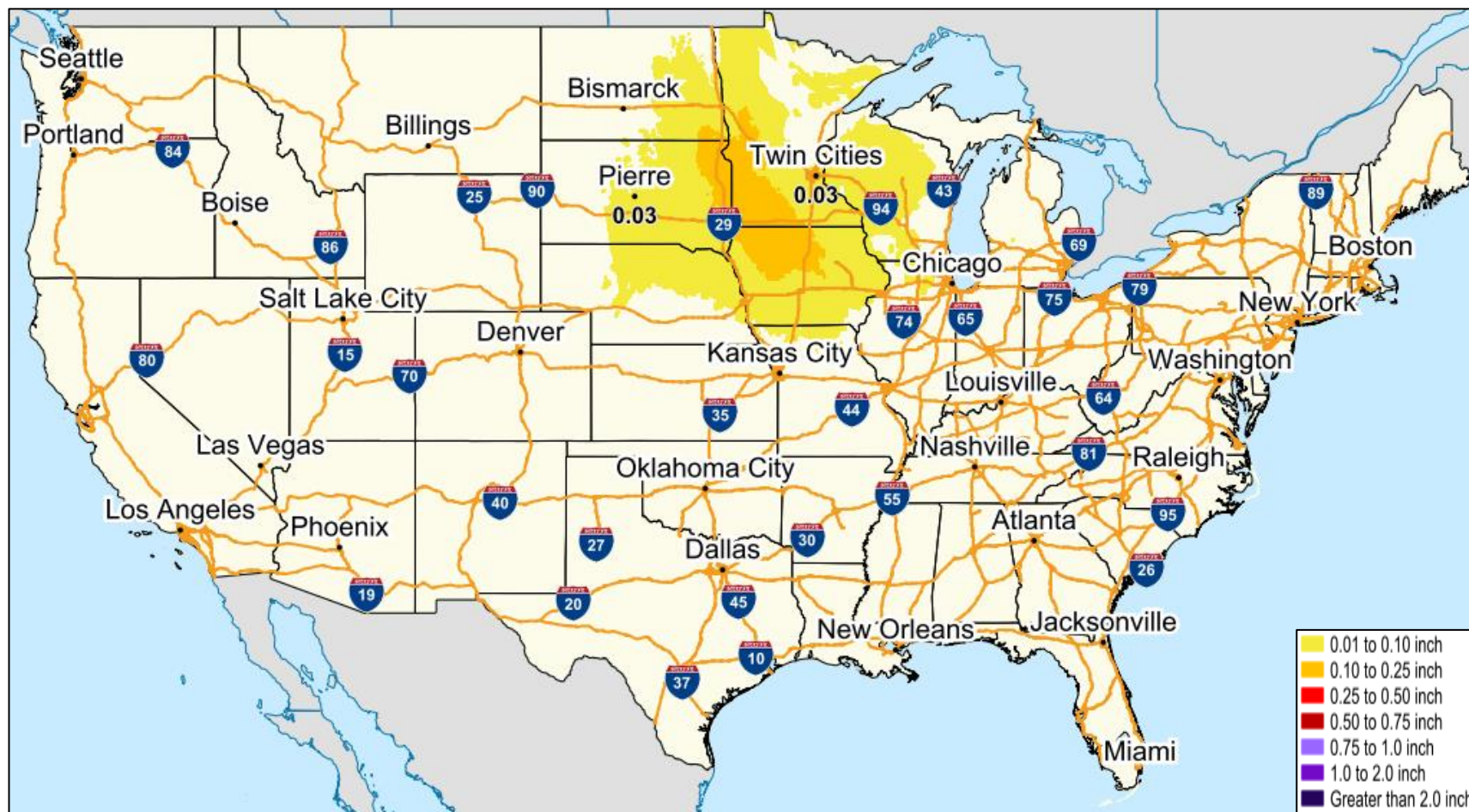
National Watch Center

Forecast Snowfall



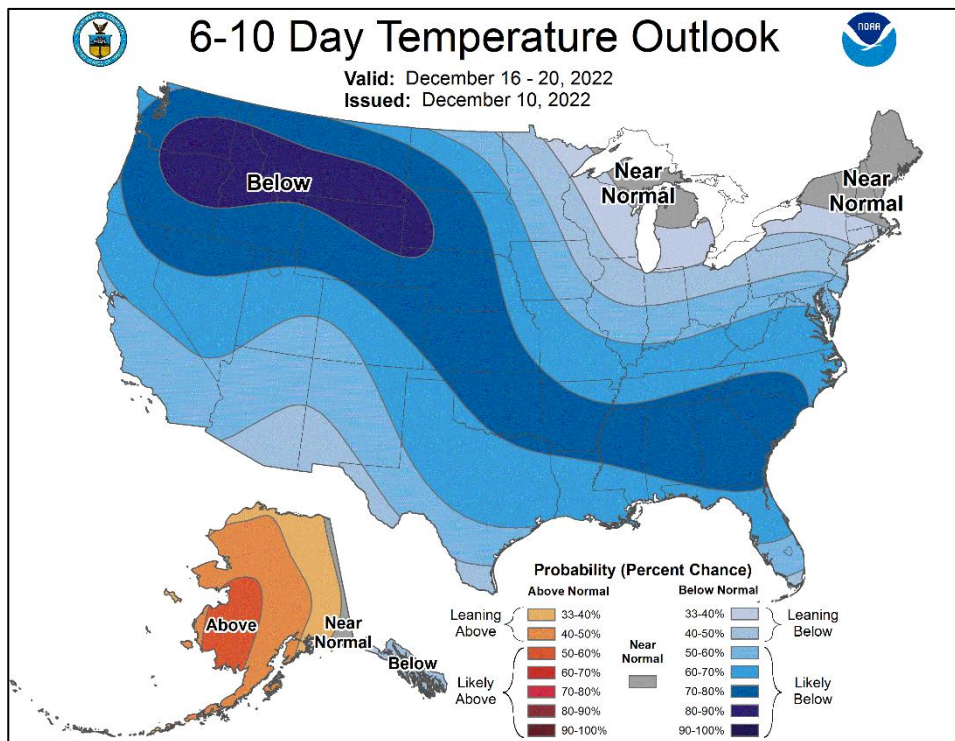
FEMA

Ice Accumulation Forecast

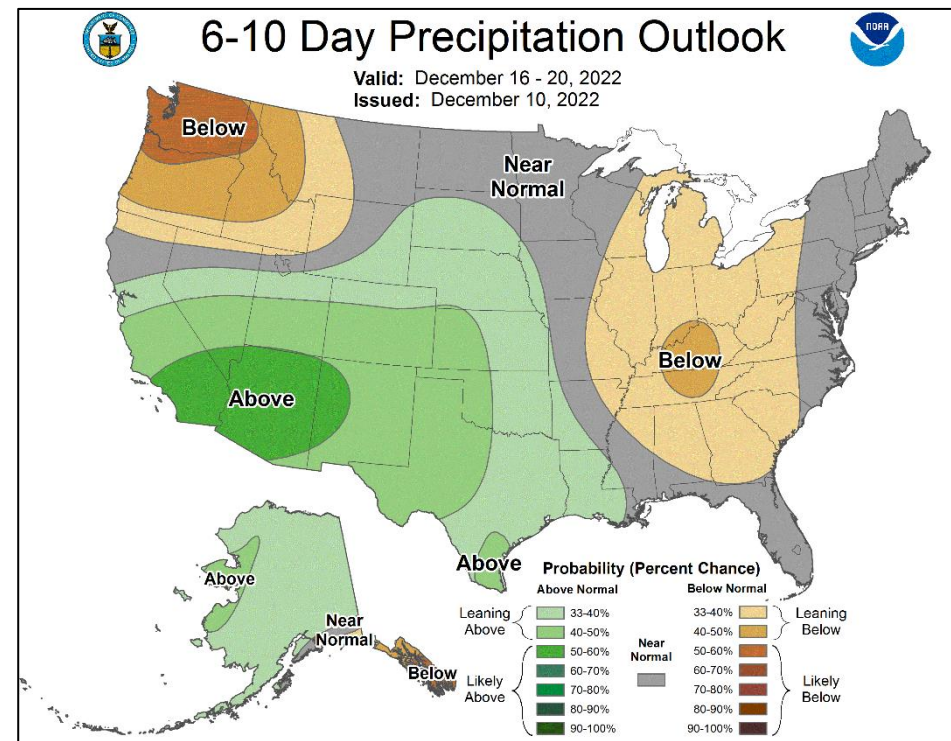


FEMA

Long Range Outlooks – Dec 16 - 20



6-10 Day Temperature Probability



6-10 Day Precipitation Probability





FEMA

Space Weather Outlook

	Space Weather Activity	Geomagnetic Storms	Solar Radiation	Radio Blackouts
Past 24 Hours	None	None	None	None
Next 24 Hours	None	None	None	None

For further information on NOAA Space Weather Scales refer to: <http://www.swpc.noaa.gov/noaa-scales-explanation>
 For further information on Sunspot Activity refer to: <https://www.swpc.noaa.gov/phenomena/sunspotssolar-cycle>



FEMA

FEMA Common Operating Picture

14
Joint Field
Offices

9
Virtual Joint
Field Offices

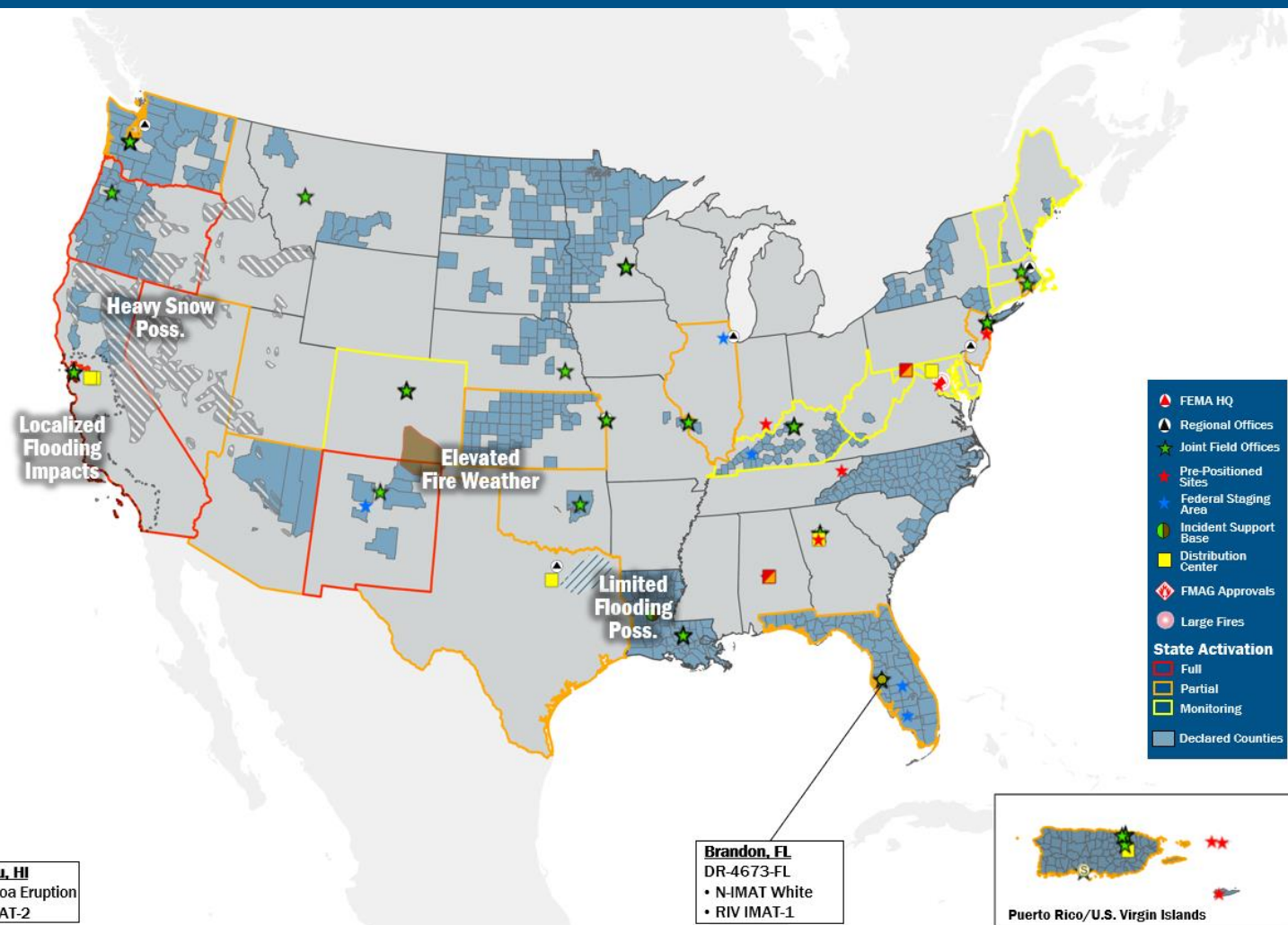
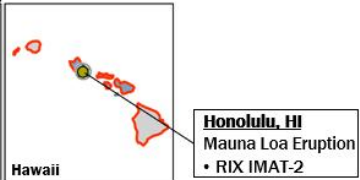
53
Major
Disasters

11
Emergency
Declarations

Sunday
December 11, 2022
8:30 a.m. ET

FEMA HQ		N-IMATs 2-4 Teams Available	
NWC	NRCC	Red	
Monitoring	Rostered	White	FL
FEMA REGIONS		Blue	
		Gold	
Watch	RRCC	R-IMATs ≥ 7 Teams Available	
Monitoring	I Rostered	I	1
Monitoring	II Rostered	II	
Monitoring	III Rostered	III	Personnel
Monitoring	IV Rostered	IV-1	FL
Monitoring	V Rostered	IV-2	
Monitoring	VI Rostered	V	
Monitoring	VII Rostered	VI-1	Personnel
Monitoring	VIII Rostered	VI-2	2
Monitoring	IX Rostered	VII	3
Monitoring	X Rostered	VIII	
Notes:		IX-1	Personnel
		IX-2	HI
		X	Personnel
RWCCs/RRCCs:		<ul style="list-style-type: none"> Fully Mission Capable (FMC) Partially Mission Capable (PMC) Not Mission Capable (NMC) Deployed 	
STATE EOCs:		<ul style="list-style-type: none"> NJ: TC Ida, Monkeypox CO/NJ: Avian Influenza PR: TC Fiona FL: TC Ian KY/NM: Flooding IL: SW Border Bus Reception and Coordination AZ/CO/NM: Wildfires TX: Ongoing Operations KS: All Hazards AS: Seismic Activity HI: Volcanic Activity OR: Pediatric Respiratory Surge WA: European Green Crabs/Flu & Respiratory Virus 	
Rostered 7,702	Deployed 0		

REGIONAL BREAKDOWN			
	JFO/VJFO	DR	EM
I	2/0	5	0
II	2/3	5	4
III	0/0	3	0
IV	2/1	7	4
V	1/0	4	0
VI	2/1	3	3
VII	2/1	4	0
VIII	1/1	4	0
IX	0/1	6	0
X	2/1	12	0



FEMA HQ
Regional Offices
Joint Field Offices
Pre-Positioned Sites
Federal Staging Area
Incident Support Base
Distribution Center
FMAG Approvals
Large Fires

State Activation
Full
Partial
Monitoring
Declared Counties

IM Workforce

13,484 Assigned
4,141 (+27) Unavailable
5,807 (-73) Deployed

26% / 3,536 (+46) Available

IM Cadre Availability ≤ 25% Availability

Civil Rights: 21% (25/118); Disability Integration: 12% (8/65); External Affairs: 22% (110/492); Environmental Planning and Historic Preservation: 20% (169/850); Field Leadership: 15% (21/143); Hazard Mitigation: 17% (209/1,241); Human Resources: 24% (39/164); Interagency Recovery Coordination: 23% (70/303); Information Technology: 25% (153/613); Operations: 15% (55/373); Public Assistance: 15% (334/2,277); Planning: 11% (52/484); Safety: 14% (10/74)

MERS

≥ 66%

36 Assigned
0 Unavailable
0 Deployed

36 Available

US&R

≥ 66%

28 Assigned
2 Unavailable
0 Deployed

26 Available

FCO

≤ 1 Type I

51 Assigned
1 Unavailable
43 (27 FCOR) Deployed

7 Available

Joint Preliminary Damage Assessments

Region	State / Location	Incident	IA	Number of Counties		Start - End
			PA	Requested	Complete	
VI	OK	Severe Storms, Tornadoes, and Floods Nov 4 and continuing	IA	0	0	N/A
			PA	4	0	11/18 - TBD
X	WA	Severe Storm, Flooding and High Winds Nov 3-7	IA	0	0	N/A
			PA	10	0	12/7 - TBD



FEMA

Declaration Requests in Process – 6

State / Tribe / Territory – Incident Description	Type	IA	PA	HM	Requested
OR – Wildfires and Straight-line Winds	EM		X		Sep 9
GA – Flooding	DR	X			Oct 4
UT – Severe Storms and Flooding	DR		X	X	Oct 19
CA – Heat Dome and Wildfires	DR	X	X	X	Oct 26
Havasupai Tribe – Flooding	DR		X	X	Nov 30
FL – Hurricane Nicole	DR	X	X	X	Dec 2



FEMA



FEMA

Helping people before, during, and after disasters.



Scan to subscribe to this briefing.