



FHE
with
Living Scriptures
STREAMING

Oil of Preparedness

Objectives:

- Talk about how you need to be prepared before the bridegroom (Jesus Christ) comes again.
- Emphasize that you can't share your spiritual oil, but you can help teach others how to obtain their own.

Reinforces Principles of:

- Preparedness
- Second Coming

Each lesson contains activities:

(Choose the activities that fit your family's schedule.
Additional resources are provided as extra time may be available.)

Reverence Time: Song, prayer, scripture and video clip

Lesson Time: Lesson summary and points to ponder

Story Time: Story

Activity Time: Object lesson or activity

Treat Time: Prayer, theme related recipe & music video



Reverence Time

Approximate Time: 5 minutes

Sing Together: Children's Songbook #78 "I'm Trying to Be like Jesus."
If you wish to print sheet music or have an online music file to accompany you visit:
<https://www.lds.org/music/library/childrens-songbook/im-trying-to-be-like-jesus>

Prayer:

Scripture Time: Matthew 25:1–4, 8–12

1. Then shall the kingdom of heaven be likened unto ten virgins, which took their lamps, and went forth to meet the bridegroom.
2. And five of them were wise, and five were foolish.
3. They that were foolish took their lamps, and took no oil with them:
4. But the wise took oil in their vessels with their lamps.

8. And the foolish said unto the wise, Give us of your oil; for our lamps are gone out.
9. But the wise answered, saying, Not so; lest there be not enough for us and you: but go ye rather to them that sell, and buy for yourselves.
10. And while they went to buy, the bridegroom came; and they that were ready went in with him to the marriage: and the door was shut.
11. Afterward came also the other virgins, saying, Lord, Lord, open to us.
12. But he answered and said, Verily I say unto you, I know you not.

Video Clip: Watch a clip (14:25 - 19:00) from *The Kingdom of Heaven* (The Animated New Testament) in the Living Scriptures Streaming Library



Lesson Time

Approximate Time: 10-15 minutes

Lesson

Summary: **What did Jesus want us to learn from the parable of the 10 maidens?** (Discuss ideas.)

Jesus is like the bridegroom and members of His Church are like the ten maidens. We, too know that He will come again, but we do not know when, “Watch therefore, for ye know neither the day nor the hour wherein the Son of man cometh.” (Matt. 25:13.) If we are prepared, like the five wise maidens, we will be ready when He comes.

“In modern revelation we have the promise that if we are prepared we need not fear. (See D&C 38:30.) ... The scriptures are rich in references to the Second Coming, an event eagerly awaited by the righteous and dreaded or denied by the wicked. ... ‘Be faithful, praying always, having your lamps trimmed and burning, and oil with you, that you may be ready at the coming of the Bridegroom—For behold, verily, verily, I say unto you, that I come quickly’ (D&C 33:17–18).” *Dallin H. Oaks, Liahona, May 2004*
© Intellectual Reserve, Inc. All rights reserved.

How do we prepare for the Savior’s Second Coming?

In these last days, the Lord has said, “Be faithful, praying always, having your lamps trimmed and burning, and oil with you, that you may be ready at the coming of the Bridegroom” (D&C 33:17).

“Attendance at sacrament meetings adds oil to our lamps, drop by drop over the years. Fasting, family prayer, home teaching, control of bodily appetites, preaching the gospel, studying the scriptures—each act of dedication and obedience is a drop added to our store. Deeds of kindness, payment of offerings and tithes, chaste thoughts and actions, marriage in the covenant for eternity—these, too, contribute importantly to the oil with which we can at midnight refuel our exhausted lamps.” *Spencer W. Kimball, Faith Precedes the Miracle. Shadow Mountain Publishing.*

“The oil of preparedness and steadiness is accumulated each day through consistent, wise choices. ... Deliberate, consistent, and reliable preparation and performance provide essential oil for our lamps.” *David A. Bednar, New Era, Jan 2008* © Intellectual Reserve, Inc. All rights reserved.

Why wouldn’t the wise maidens share their oil with the foolish maidens? (Discuss ideas.)

“The responsibility for having oil in our personal lamps is an individual requirement and opportunity. ... The wise were not unkind or selfish when they refused oil to the foolish in the moment of truth. The kind of oil needed by all of us to light up the darkness and illuminate the way is not shareable. The oil could have been purchased at the market in the parable, but in our lives it is accumulated by righteous living, a drop at a time.” *Marvin J. Ashton, Ensign, May 1974* © Intellectual Reserve, Inc. All rights reserved.

Points to Ponder:

Why were the foolish maidens turned away after the door was shut? (Discuss ideas.)

“It would be foolish to procrastinate the day of our repentance until the midnight hour or to leave this life without oil. Just as oil is not purchased at midnight, neither is righteousness developed in an instant. ... The fact that the five foolish virgins knocked, expecting to enter the marriage supper, indicates one of two things: (1) they thought they could prepare themselves after the Bridegroom came, or (2) knowing that they at first had not been prepared to enter, they were hoping for mercy. Either way, the door was shut.” *Lynn G. Robbins, Ensign, Jun 2007 © Intellectual Reserve, Inc. All rights reserved.*

What blessings are in store for us if we are spiritually prepared?
(Discuss ideas. See D&C 76:62–63.)

The blessing is that as we prepare in faith, that God will stay with us through every trial until the day of His coming. We will receive future blessings that will not corrupt nor fade away. (See 1 Peter 1:3–5.) Till that time we also have the blessing of hope and confidence in His faithfulness. That He will finish the work He’s begun in us. (See Philippians 1:6.) We will abide in His love and be filled with joy as we keep His commandments. (See John 15:10.)

Quote:

“We all need to be like the wise virgins and be ready for when the Lord comes again, because we will forever regret being foolish and unprepared.” *Emilee Susannie Barber, New Era, Jan 1999 © Intellectual Reserve, Inc. All rights reserved.*



Story Time

Approximate Time: 2 minutes

Melanie peered deeply into the little clay lamp that was cradled in her tiny hands. “Oh, no!”

“What’s wrong, Melie? Don’t you *like* the gift Grandma sent you?” Mother asked with concern.

“Oh, yes, I like it a lot. It’s just...,” Melanie motioned for Mother to come closer so she could whisper in her ear. “There’s *no oil* in my *lamp*. I *don’t* want to be *foolish*.”

“We definitely don’t want to be foolish,” Mother answered in a hushed voice, “What should we do?”

“Get some *oil!*” Melanie exclaimed out loud.

“Okay, then!” Mother said, leading Melanie by the hand into the kitchen. Mother stood on her small step stool and reached for the big gallon can of olive oil that stood on the shelf above the cupboards.

Melanie eagerly placed her little lamp on the counter and held it still for Mother to fill.

“Before I fill your lamp,” Mother warned, “you must *promise* me that you will *never, ever* light the lamp by yourself. *Promise?*” Mother asked.

“I promise, Mommy! I don’t play with matches ’cause I *don’t ever* want to get burned like Uncle Rick did when *he* was little.”

Mother winced with the memory of the agony her brother had gone through after he had been burned while playing with matches as a child. “That’s good, because *I* don’t ever want to see *anyone* I love to go through all that pain and anguish again,” she said softly before filling the little vessel with oil.

“There, your lamp is filled,” Mother stated. “Now are *you* prepared, Melie?” she asked.

“Hmm,” Melanie thought for a moment, “I don’t think *I* am, but my *lamp* is!” she concluded.

“You’re pretty smart for one so small. You know there’s a lot to learn and do in order for us to be prepared for Jesus’ return. Like reading our scriptures, attending our Church meetings ...”

“And saying our prayers,” Melanie enthusiastically added.

“And saying our prayers,” Mother agreed. Mother then struck the match and placed it against the cotton wick.

“Turn off the lights, Mommy,” Melanie pleaded.

Mother flipped the light switch off and the light from the little oil lamp glowed in the darkness.

Melanie placed her chin down on the counter near the lamp. “Oh, look how pretty it is, Mommy!” She exclaimed with gleaming eyes as she watched the little flame dance.

The heavenly glow emanating from the flame cast a soft halo above Melanie’s angel face. “Beautiful indeed,” Mother said in awe.

Then while taking in the majestic scene, Mother silently prayed, *Dear Heavenly Father, please help me fill this precious vessel with the spiritual oil of preparedness she will need for thy Son’s return...*

by Margie Nauta Lee



Activity Time

What you need: A copy of the “Oil of Preparedness” activity (artwork included with this lesson), self-adhesive laminating sheets, scissors, X-acto knife, glue and tape.

Preparation

1. Laminate artwork (on instruction page; laminate oil drops only).
2. Cut out artwork.
3. Use X-acto knife to cut through dashed lines on artwork.
4. Assemble lamp according to directions on instruction page.

Activity: (Younger children will need help from an older sibling or parent.)

1. Who does the bridegroom represent in the parable of the ten virgins? (The Savior.)
2. Who do the ten virgins represent? (Members of the Church.)
3. What does the wedding represent? (The Savior’s Second Coming.)
4. What does the oil in the lamps represent? (Preparation for the Second Coming.)

5. Read: “In the parable, oil can be purchased at the market. In our lives the oil of preparedness is accumulated drop by drop in righteous living.”
Spencer W. Kimball, Faith Precedes the Miracle. Shadow Mountain Pub.



6. Divide up oil drops among family members. Hold the lamp in one hand and the end of the flame with the other with flame not showing.

7. Have family members take turns telling what they can do to prepare for the Second Coming; then putting their oil drop into the slit adjacent to the flame. With each drop of oil raise the flame slightly. When all the oil drops are in the lamp the flame should be full.

8. Ask: Why didn’t the wise virgins share their oil? (Discuss ideas.)

9. “The wise were not unkind or selfish when they refused oil to the foolish in the moment of truth. The kind of oil needed by all of us to light up the darkness and illuminate the way is not shareable.” *Marvin J. Ashton, Ensign, May 1974, © Intellectual Reserve, Inc. All rights reserved.*

10. Conclude: Although we can’t share our oil of preparedness at the last days; as family members and as members of the Church we can help each other prepare for that time through love, encouragement, teaching gospel principals and bearing testimony.

Paper Oil Lamp Instructions

1. Fold the flame in half along solid dark line. Glue together. Fold again along red line to serve as a stop for the flame when it is fully extended.
2. Fold handles in half along solid lines. Glue together.
3. Lay piece #2/3 face down on piece #1/2; leaving a 1/4 inch space along side #2 (see diag.1). (The numbers showing on wrong side in diagram is for placement purposes only.)
4. Fold the 1/4-inch space on piece #1/2 over the top of piece #2/3; tape securely (see diag. 2).
5. Lay piece #3/4 face up on piece #2/3; leaving a 1/4-inch space along side #3 (see diag. 3).
6. Fold the 1/4-inch space on piece #2/3 over the top of piece #3/4; tape securely (see diag. 4).
7. Repeat with remaining pieces until all six pieces are taped together fan style. (Do not tape piece #1/2 to piece #8/1 at this point or you won't be able to open without tearing.)
8. Reinforce the seams on top and bottom with more tape. Carefully open; with all pieces facing out; forming a ball.
9. Fold down 1/4-inch along side #1 of piece #1/2 and tape securely to piece #1/8 to form the vessel of the lamp.
10. Tape top onto vessel to cover the hole.
11. Tape bottom onto vessel to cover the hole.
12. Put handle ends into the slits on sides of vessel and tape securely.
13. Thread flame through slit in bottom and corresponding slit in top.

Diagram (1)

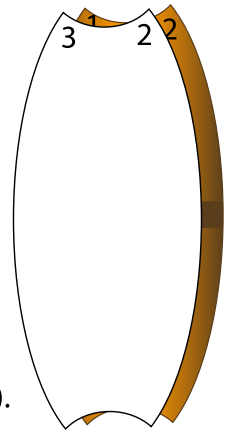


Diagram (2)

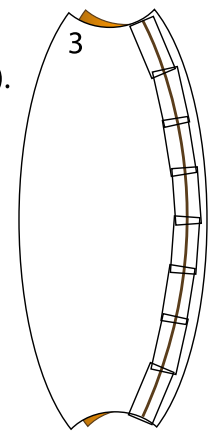


Diagram (3)

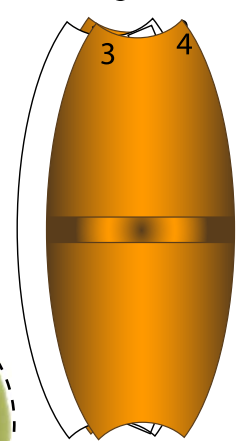

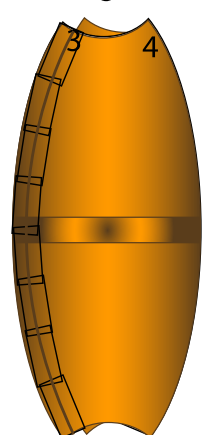
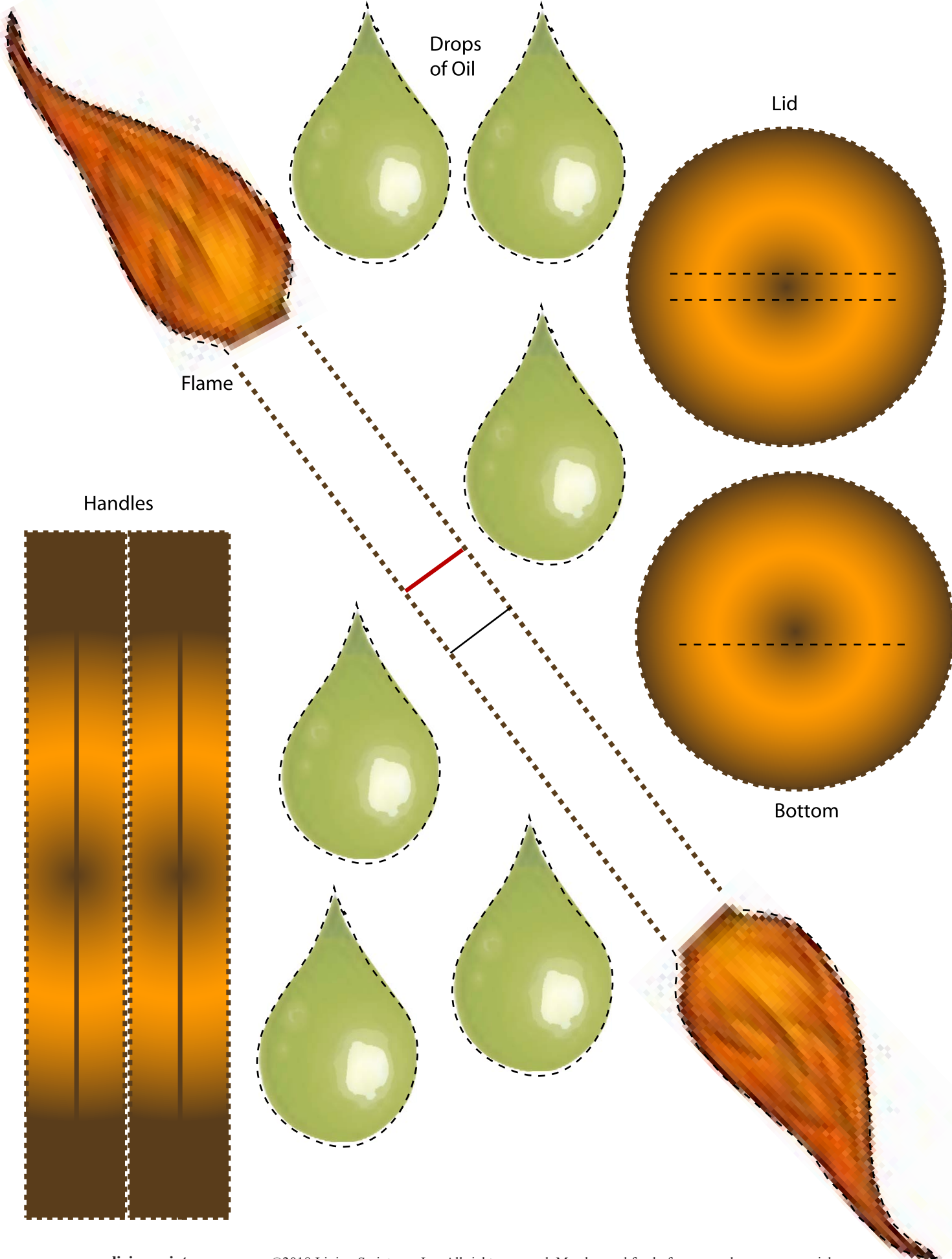


Diagram (4)





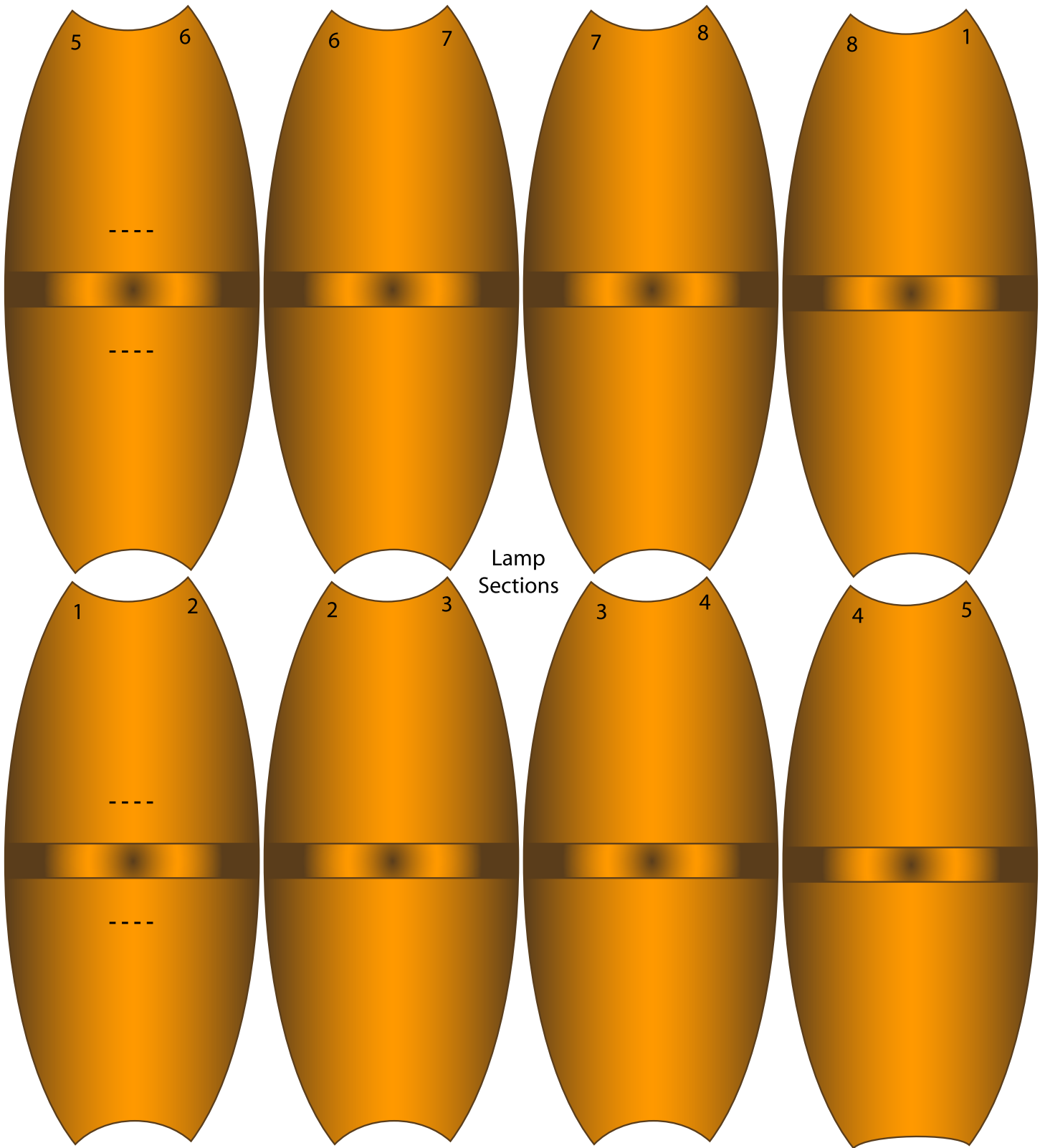
Drops of Oil

Lid

Flame

Handles

Bottom





Treat Time

Approximate Time: 65 minutes


Prep Time: 10 minutes

Raise Time: Approximately 45 minutes

Bake Time: Approximately 10–12 minutes

Oil & “Lamp” Rolls

- 1 Rhodes™ Roll, per person, thawed, but still cold.
- 1 egg, beaten with 1 Tbs. water
- 1/4 c. extra-virgin olive oil
- 1/4 tsp. garlic powder
- 1/2 tsp. salt
- 1/4 tsp basil
- 1 large carrot




Cut about one-fourth off each roll and keep in refrigerator for later. Roll remaining dough into a ball to form lamp body. Place on sprayed baking sheet. Brush with beaten egg mixture. Cover with sprayed plastic wrap. Place in a warm place and let rise until double in size. Just before baking divide each reserved quarter of dough in half. Roll half into a rope about 3-4 inches long. Form each rope into a “C” shape for the handles. Place on pan with raised rolls, with sides touching to keep shape (do not allow handles to raise).

Bake at 350° F for about 10 minutes or until golden brown.

While rolls are baking, mix together olive oil, garlic powder, salt and basil.

Slice carrot in length-wise into thin slices (see diagram). Cut a flame shape for each lamp out of carrot slices.



With sharp knife slice off top of each roll to form the lids of the lamps. Then make a small slit in the top each lid to put the flame in.

Treat Time: Give each family member a roll and two handles. Scoop out a small amount from the center of the roll. Make two small holes, the diameter of the handle ends and the width of the handle in each side of your roll. Gently push the handles into the holes in the side of your roll. Pour a few drops of the flavored oil into your lamp. Carefully push carrot flame into the slit on your lid. Place lid on top of roll to complete your “Oil Lamp.” Dip the pieces of roll that you scooped out in the extra oil.

Closing Prayer and blessing on the food.