

# *classiq*

*Quality and Elegance*



**ABB**

## ***Finishing touches with ABB Designer Switches***

*Finishing touches are crucial in home decorating. It could be a pot of plant, a picture on the wall or simply well coordinated light switches.*

*At ABB, we pay attention to the smallest interior details to offer you a comprehensive range of truly designer switches, dimmers and sockets. The large selection of switches available demonstrates ABB's solution for every location, taste and interior design. Timelessly trendy, these switches meet the demands of every individual taste in interior decoration from the exclusive and distinguished to rustic, or from functional and business-like to contemporary and casual.*



*Designed to stand the test of time and fashion*

## **CONTENTS**

<i>Introduction.....</i>	<i>3</i>
<i>Switches.....</i>	<i>4 - 6</i>
<i>Socket Outlets.....</i>	<i>6 - 8</i>
<i>Cooker Control Units.....</i>	<i>8</i>
<i>Communication Outlets.....</i>	<i>9</i>
<i>Fused Connection Units.....</i>	<i>10</i>
<i>Auxiliaries.....</i>	<i>11</i>
<i>MetalClad Range.....</i>	<i>12 - 13</i>
<i>Plugs.....</i>	<i>14 - 15</i>
<i>Ceiling Devices.....</i>	<i>16</i>
<i>Features &amp; Benefits.....</i>	<i>17</i>
<i>Circuit Connection Diagrams.....</i>	<i>18 - 19</i>

## Introduction

### Breakthrough in switch design

The *classiq* switches have an ultra slim faceplate and a high gloss finish. The faceplate displays unrivalled elegance. The stylish contours are inherently crafted into the *classiq* switches, giving a soft concave profile, lending the overall switch an aesthetic appeal. The *classiq* socket outlets share the same aesthetic look. Their high gloss thermoplastic finish is flame retardant and impact proof. For industrial and commercial uses, the new *classiq* Metalclad range of switches and socket outlets is

made from rugged, heavy-duty gauge steel with a grey epoxy-coated finish.

The same distinctive features are retained.



*The classiq switch rocker has a distinctive dewdrop shape which is simple in design yet so refreshing in appearance.*



To complement the elegant design of the *classiq* range, there is now a new line of accessories including plugs, batten lampholders and ceiling rose.



*Timeless and trendy designs for every location and taste*

### In a class of their own










What further distinguishes *classiq* switches from other switches are the mastery and originality of design. The *classiq* switch rocker has a distinctive dewdrop shape which is simple in design yet so refreshing in appearance. Its curved designed rocker follows the contour of your finger to ensure comfortable operation. These special rockers are available in white. The switch complies to the requirements of circuit isolation.

## Switches

Range	Standard	Description	Order Code	Pack Qty	Weight (kg) Per Pc	Price Per Pc
	BS EN 60669	<b>Switch 10AX, 250V~</b>				
	GB 16915.1	- 1 Gang 1 Way	<b>CSW101</b>	10	0.036	
	SS 227	- 1 Gang 2 Way	<b>CSW102</b>	10	0.038	
	MS 616	- Intermediate	<b>CSW103</b>	10	0.055	
	BS EN 60669	<b>Switch 10AX, 250V~</b>				
	GB 16915.1	- 2 Gang 1 Way	<b>CSW201</b>	10	0.043	
	SS 227	- 2 Gang 2 Way	<b>CSW202</b>	10	0.047	
	MS 616					
	BS EN 60669	<b>Switch 10AX, 250V~</b>				
	GB 16915.1	- 3 Gang 1 Way	<b>CSW301</b>	10	0.052	
	SS 227	- 3 Gang 2 Way	<b>CSW302</b>	10	0.058	
	MS 616					
	BS EN 60669	<b>Switch 10AX, 250V~</b>				
	GB 16915.1	- 4 Gang 1 Way	<b>CSW401</b>	10	0.058	
	SS 227	- 4 Gang 2 Way	<b>CSW402</b>	10	0.069	
	MS 616					
	BS EN 60669	<b>Switch 10AX, 250V~</b>				
	GB 16915.1	- 5 Gang 1 Way	<b>CSW501</b>	10	0.069	
	SS 227	- 5 Gang 2 Way	<b>CSW502</b>	10	0.081	
	MS 616					
	GB 16915.1	<b>Switch 10AX, 250V~</b>				
	BS 3676	- 4 Gang 1 Way (Horizontal)	<b>CSW421</b>	5	0.072	
	SS 227	- 4 Gang 2 Way (Horizontal)	<b>CSW422</b>	5	0.085	
	MS 616					
	BS EN 60669	<b>Bell Switch 10A, 250V~</b>				
	GB 16915.1	<b>(with bell symbol)</b>				
	IEC 60669	- 1 Gang 1 Way	<b>CSW100</b>	10	0.036	
	SS 227					
	MS 616					
	BS EN 60669	<b>Bell Switch 10A, 250V~</b>				
	GB 16915.1	<b>(without bell symbol)</b>				
	IEC 60669	- 1 Gang 1 Way	<b>CSW100N</b>	10	0.036	
	SS 227					
	MS 616					
	BS EN 60669	<b>Push Switch 10A, 250V~</b>				
	GB 16915.1	<b>(with press marking)</b>				
	IEC 60669	- 1 Gang 1 Way	<b>CSW100P</b>	10	0.036	
	SS 227					
	MS 616					





All switches faceplate - Thickness 8mm

## Switches

Range	Standard	Description	Order Code	Pack Qty	Weight (kg) Per Pc	Price Per Pc
	BS EN 60669 IEC 60669 SS 227 MS 616	<b>DP Switch, 250V~</b> - 20AX, 1 Gang (Monobloc) - 32A, 1 Gang (Monobloc)	<b>CSW114</b> <b>CSW144</b>	10 10	0.103 0.103	
	BS EN 60669 IEC 60669 SS 227 MS 616	<b>DP Switch with Neon, 250V~</b> - 20AX, 1 Gang (Monobloc) - 32A, 1 Gang (Monobloc)	<b>CSW134</b> <b>CSW154</b>	10 10	0.103 0.103	
	BS EN 60669 IEC 60669 SS 227 MS 616	<b>DP Switch with Neon, 250V~</b> <b>("water heater" marking)</b> - 20AX, 1 Gang (Monobloc)	<b>CSW134M</b>	10	0.103	
	BS EN 60669 IEC 60669 SS 227 MS 616	<b>DP Switch with Neon, 250V~</b> - 20A, 1 Gang (Modular)	<b>CSW234</b>	10	0.070	
	BS EN 60669 IEC 60669 SS 227 MS 616	<b>DP Switch with Neon, 250V~</b> <b>("water heater" marking)</b> - 20AX, 1 Gang (Modular)	<b>CSW234M</b>	10	0.070	
	BS EN 60669 IEC 60669 SS 227 MS 616	<b>DP Switch with Neon, 250V~</b> - 20A, 2 Gang (Modular)	<b>CSW434</b>	10	0.103	
	BS 5518 BS 5733 where applicable	<b>Rotary Dimmer, 250V~</b> - 600W (Monobloc)	<b>CDM160</b>	1	0.102	
	IEC 60669 SS 227 where applicable	<b>Dimmer with 2 Way Switch,</b> <b>500W, 250V~</b> 1 Gang (Modular)	<b>CDM211</b>	1	0.060	
	IEC 60669 SS 227 where applicable	<b>Dimmer with 2 Way Switch,</b> <b>500W, 250V~</b> 2 Gang (Modular)	<b>CDM411</b>	1	0.094	

All switches faceplate - Thickness 8mm










## Switches

Range	Standard	Description	Order Code	Pack Qty	Weight (kg) Per Pc	Price Per Pc
	IEC 60669 SS 227 where applicable	<b>Fan Control with 2 Way Switch, 400VA, 250V~</b> 1 Gang (Modular)	<b>CFS215</b>	1	0.060	
	IEC 60669 SS 227 where applicable	<b>Fan Control with 2 Way Switch, 400VA, 250V~</b> 2 Gang (Modular)	<b>CFS415</b>	1	0.094	
	GB 16915.1 BS 3676 SS 227 MS 616	<b>Architrave Retractive Switch 10A, 250V~</b> - 1 Gang 1 Way (w/ bell symbol) - 1 Gang 1 Way (w/o bell symbol)	<b>CSW100-A</b> <b>CSW100N-A</b>	20 20	0.024 0.024	
	GB 16915.1 BS 3676 SS 227 MS 616	<b>Architrave Switch 10AX, 250V~</b> - 1 Gang 1 Way - 1 Gang 2 Way	<b>CSW101-A</b> <b>CSW102-A</b>	20 20	0.024 0.026	

## Socket Outlets

Range	Standard	Description	Order Code	Pack Qty	Weight (kg) Per Pc	Price Per Pc
	BS 1363 SS 145 MS 589	<b>3 Pin Switched Socket Outlet 13A, 250V~</b> - 1 Gang (8mm)	<b>CSO113</b>	10	0.077	
	BS 1363 SS 145 MS 589	<b>3 Pin Switched Socket Outlet with Neon 13A, 250V~</b> - 1 Gang (8mm)	<b>CSO133</b>	10	0.079	
	BS 1363	<b>3 Pin Unswitched Socket Outlet 13A, 250V~</b> - 1 Gang (12mm)	<b>CSO123</b>	10	0.114	

## Socket Outlets

Range	Standard	Description	Order Code	Pack Qty	Weight (kg) Per Pc	Price Per Pc
	BS 1363 SS 145 MS 589	<b>3 Pin Switched Socket Outlet 13A, 250V~</b> - 2 Gang (8mm)	<b>CSO213</b>	5	0.137	
	BS 1363 SS 145 MS 589	<b>3 Pin Switched Socket Outlet with Neon 13A, 250V~</b> - 2 Gang (8mm)	<b>CSO233</b>	5	0.144	
	BS 1363	<b>3 Pin Unswitched Socket Outlet 13A, 250V~</b> - 2 Gang (12mm)	<b>CSO223</b>	5	0.194	
	BS 546 SS 472	<b>Round Pin Switched Socket Outlet, 250V~</b> - 15A, 1 Gang (8mm) - 5A, 1 Gang (12mm)	<b>CSO115</b> <b>CSO125</b>	10 10	0.085 0.124	
	GB 2099.1 GB 1002-96 where applicable	<b>2 Pin Euro-American &amp; 3 Pin China Socket Outlet 10A, 250V~</b> - 1 Gang (12mm)	<b>CSO108</b>	5	0.095	
	GB 2099.1 GB 1002-96 where applicable	<b>3 Pin China Socket Outlet 16A, 250V~</b> - 1 Gang (12mm)	<b>CSO109</b>	10	0.070	
	IEC 60884	<b>2 Pin Euro-American Socket Outlet 16A, 250V~</b> - 1 Gang (8mm)	<b>CSO127</b>	10	0.062	
	IEC 60884	<b>2 Pin Euro-American Socket Outlet 16A, 250V~</b> - 2 Gang (8mm)	<b>CSO227</b>	10	0.075	
	IEC 60884	<b>2 Pin Switched Euro-American Socket Outlet 16A, 250V~</b> - 1 Gang (8mm)	<b>CSO117</b>	10	0.074	



VDE 0620	<b>Schuko Socket Outlet</b>				
BS 5733	<b>16A, 250V~</b>				
where applicable	- Screwless type, 1 Gang (12mm)	<b>CSO106</b>	5	0.093	
	- Screwed type, 1 Gang (12mm)	<b>CSO156</b>	5	0.093	




SSA443	<b>Nema Socket Outlet</b>				
SSA444	<b>15A, 127V~</b>				
	- 1 Gang (8mm)	<b>CSO165</b>	5	0.048	

### Cooker Control Units

Range	Standard	Description	Order Code	Pack Qty	Weight (kg) Per Pc	Price Per Pc
	BS 5733	<b>Connection Unit with Flex Outlet</b> <b>20A, 250V~</b> - 1 Gang (12mm)	<b>CCU120</b>	10	0.084	
	BS 5733	<b>Connection Unit with Flex Outlet</b> <b>45A, 250V~</b> - 1 Gang (21mm)	<b>CCU145</b>	5	0.163	
	BS EN 60669 IEC 60669 MS 616 SS 227	<b>DP Switch with Neon</b> <b>45A, 250V~</b> - 1 Gang (8mm)	<b>CSW174</b>	5	0.160	
	BS EN 60669 IEC 60669 MS 616 SS 227	<b>DP Switch with Neon</b> <b>45A, 250V~</b> - 1 Gang (86mm x 147mm x 8mm)	<b>CSW274</b>	5	0.188	
	BS 4177	<b>45A DP Switch and 13A Switched</b> <b>Socket Outlet with Neon 250V~</b> (86mm x 147mm x 8mm)	<b>CCS234</b>	1	0.247	



## Communication Outlets


Range	Standard	Description	Order Code	Pack Qty	Weight (kg) Per Pc	Price Per Pc
	FCC68 BS 5733 where applicable	<b>Telephone Outlet (American Type)</b> - RJ11 Single (12mm)	<b>CTL126</b>	10	0.040	
	FCC68, BS 5733 where applicable	<b>Telephone Outlet (American Type)</b> - RJ11 Twin (12mm)	<b>CTL226</b>	10	0.059	
	BS 6312 where applicable	<b>Telephone Outlet (British Type)</b> - BT Master Unit (12mm) - BT Secondary Unit (12mm)	<b>CTL146</b> <b>CTL147</b>	10 10	0.048 0.048	
	EIA / TIA T568A, T568B, TSB40, BS 5733 where applicable	<b>RJ45 Cat 5 Computer Outlet</b> - 1 Gang (12mm)	<b>CTL128</b>	10	0.048	
	BS 5733 where applicable	<b>TV Outlet</b> - 75 ohm Co-axial TV outlet (12mm)	<b>CTV122</b>	10	0.043	
	BS 5733 where applicable	<b>TV/FM Outlet</b> - TV/FM Co-axial TV outlet (12mm)	<b>CTV242</b>	10	0.048	
	BS 5733 where applicable	<b>SCV Cable TV/FM Outlet</b> (89mm x 114mm x 8mm)	<b>CTV239</b>	10	0.192	



## Power of choice

*classiq* offers you a range of aesthetically pleasing switches, control and communication socket outlets. From light switches and bell push switches, to water heater switches, communication outlets and fused connection units, every product in the *classiq* range is carefully designed and manufactured to meet safety and product standards.

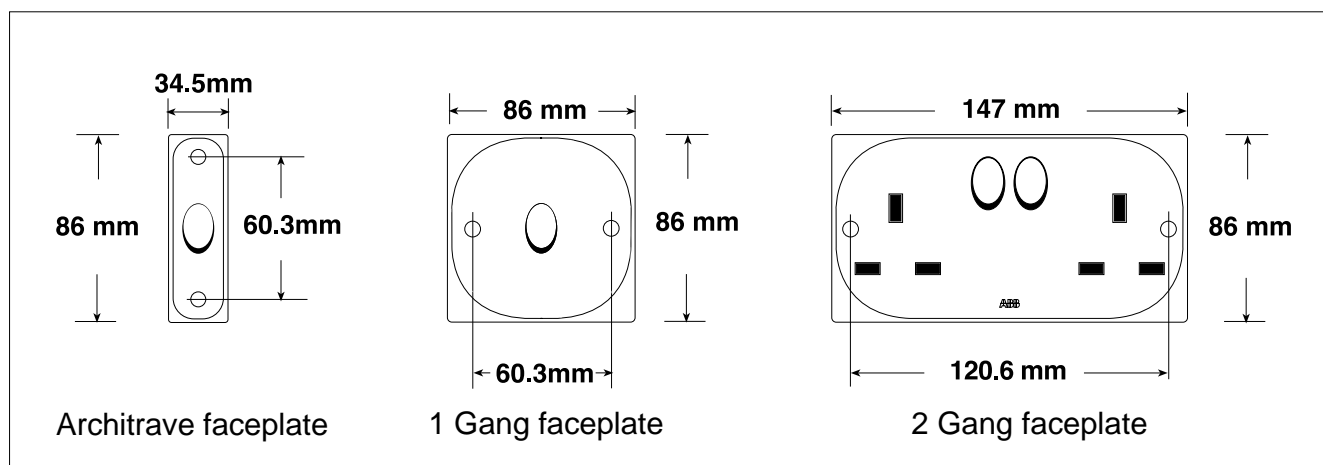
### Fused Connection Units

Range	Standard	Description	Order Code	Pack Qty	Weight (kg) Per Pc	Price Per Pc
	BS 1363 SS 403	<b>Fused Connection Unit 13A, 250V~</b> - 1 Gang (8mm) - 1 Gang (12mm)	<b>CFC102</b>	10	0.112	
			<b>CFC112</b>	10	0.116	
	BS 1363 SS 403	<b>Fused Connection Unit with Neon 13A, 250V~</b> - 1 Gang (8mm)	<b>CFC132</b>	10	0.110	
	BS 1363 SS 403	<b>Switched Fused Connection Unit 13A, 250V~</b> - 1 Gang (8mm) - 1 Gang (12mm)	<b>CFC104</b>	10	0.108	
			<b>CFC114</b>	10	0.125	
	BS 1363 SS 403	<b>Switched Fused Connection Unit with Neon 13A, 250V~</b> - 1 Gang (8mm) - 1 Gang (12mm)	<b>CFC134</b>	10	0.117	
			<b>CFC124</b>	10	0.128	

## Auxiliaries

Range	Standard	Description	Order Code	Pack Qty	Weight (kg) Per Pc	Price Per Pc
	BS 5733 where applicable	<b>Blanking Plate</b> - 1 Gang (8mm) - 1 Gang (12mm)	<b>CBP100</b> <b>CBP120</b>	20 20	0.026 0.045	
	BS 5733	<b>Architrave Moulded Surface Box</b> - 1 Gang (20mm)	<b>CBX100-A</b>	20	0.020	
	BS 4662 BS 5733 where applicable	<b>Moulded Surface Box</b> - 1 Gang (30mm)	<b>CBX122</b>	100	0.046	
	BS 4662 BS 5733 where applicable	<b>Moulded Surface Box</b> - 2 Gang (30mm)	<b>CBX222</b>	100	0.068	
		<b>VDE Moulded Flush Box</b> - 1 Gang (41.8mm)	<b>CFB122</b>	as per order	0.028	
	BS EN 61558 IEC 61558	<b>Shaver Unit 115 / 230V~</b> 20VA 50Hz (86mm x 147mm x 12mm)	<b>CSO289</b>	1	0.723	

## DIMENSIONS





## METALCLAD RANGE





Designed to withstand heavy industrial and commercial use and for domestic workshops and garages. Metalclad is manufactured from rugged, heavy gauge steel with a grey epoxy-coated finish and comes complete with a box for surface mounting.

### Metalclad Range

Range	Standard	Description	Order Code	Pack Qty	Weight (kg) Per Pc	Price Per Pc
	BS 3676	<b>Switch 10AX, 250V~</b>				
	SS 227	- 1 Gang 1 Way	<b>CSWM101</b>	5	0.256	
	MS 616	- 1 Gang 2 Way	<b>CSWM102</b>	5	0.259	
	BS 3676	<b>Switch 10AX, 250V~</b>				
	SS 227	- 2 Gang 1 Way	<b>CSWM201</b>	5	0.260	
	MS 616	- 2 Gang 2 Way	<b>CSWM202</b>	5	0.264	
	BS 3676	<b>Switch 10AX, 250V~</b>				
	SS 227	- 3 Gang 1 Way	<b>CSWM301</b>	5	0.264	
	MS 616	- 3 Gang 2 Way	<b>CSWM302</b>	5	0.270	
	BS 3676	<b>DP Switch, 250V~</b>				
	SS 227	- 20A 1 Gang	<b>CSWM114</b>	5	0.307	
	MS 616	- 32A 1 Gang	<b>CSWM144</b>	5	0.307	
	BS 3676	<b>DP Switch with Neon, 250V~</b>				
	SS 227	- 20A 1 Gang	<b>CSWM134</b>	5	0.310	
	MS 616	- 32A 1 Gang	<b>CSWM154</b>	5	0.310	
	BS 1363	<b>3 Pin Switched Socket Outlet</b>				
	SS 145	<b>13A 250V~</b>				
	MS 589	- 1 Gang	<b>CSOM113</b>	5	0.320	

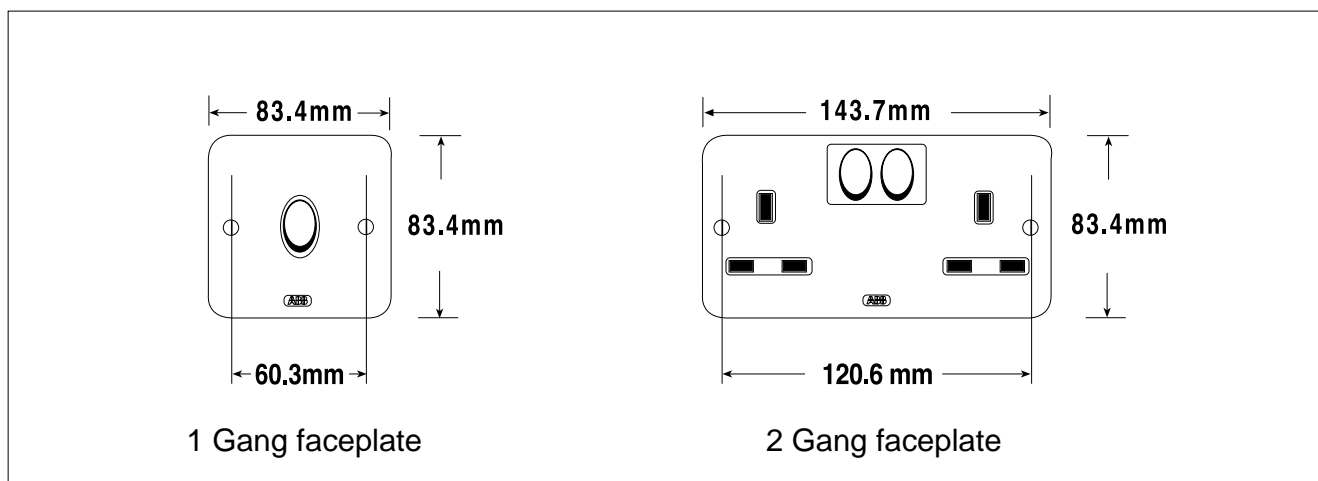
Note: All metalclad range comes with metal surface box.  
 All metalclad faceplate - Thickness 4.8mm  
 All metalclad surface box - Thickness 42mm

## Metalclad Range

Range	Standard	Description	Order Code	Pack Qty	Weight (kg) Per Pc	Price Per Pc
	BS 1363 SS 145 MS 589	<b>3 Pin Switched Socket Outlet</b> <b>13A 250V~</b> - 2 Gang	<b>CSOM213</b>	2	0.523	
	BS 546 SS 472	<b>Round Pin Switched Socket Outlet</b> <b>15A 250V~</b> - 1 Gang	<b>CSOM115</b>	5	0.331	
	BS 5733 where applicable	<b>Metal Surface Box</b> - 1 Gang	<b>CBXM122</b>	5	0.154	
	BS 5733 where applicable	<b>Metal Surface Box</b> - 2 Gang	<b>CBXM222</b>	5	0.239	

Note: All metalclad range comes with metal surface box.  
All metalclad faceplate - Thickness 4.8mm  
All metalclad surface box - Thickness 42mm

## DIMENSIONS









## The Finishing Touch

The *classiq* range now comes complete with a wide variety of accessories which include avant-garde transparent 13A plugs, 15A plugs, straight and angled batten lampholders and ceiling roses. This latest range designed with ABB's tradition for quality and reliability offers a comprehensive and flexible deco solution for both the office and home.











### Plugs


Range	Standard	Description	Order Code	Pack Qty	Weight (kg) Per Pc	Price Per Pc
	BS 1363/A SS 145/A MS 589/A	<b>13A 3Pin Fused Plug</b>	<b>P7913</b> (Ivory)	10	0.052	
	BS 1363/A SS 145/A MS 589/A	<b>13A 3Pin Fused Plug</b>	<b>P7913</b> (Brown)	10	0.052	
	BS 1363/A SS 145/A MS 589/A	<b>13A 3Pin Fused Plug</b>	<b>P7913</b> (Clear Purple)	10	0.052	
	BS 1363/A SS 145/A MS 589/A	<b>13A 3Pin Fused Plug</b>	<b>P7913</b> (Clear Blue)	10	0.052	
	BS 1363/A SS 145/A MS 589/A	<b>13A 3Pin Fused Plug</b>	<b>P7913</b> (Clear Orange)	10	0.052	
	BS 1363/A SS 145/A MS 589/A	<b>13A 3Pin Fused Plug</b>	<b>P7913</b> (Clear Red)	10	0.052	

Note: Please Indicate colour when ordering.

## Plugs

Range	Standard	Description	Order Code	Pack Qty	Weight (kg) Per Pc	Price Per Pc
	BS 1363/A SS 145/A MS 589/A	<b>13A 3Pin Fused Plug</b>	<b>P7913</b> (Clear)	10	0.052	
	BS 1363/A SS 145/A MS 589/A	<b>13A 3Pin Fused Plug</b>	<b>P7913</b> (Clear Green)	10	0.052	
	BS 1363/A SS 145/A MS 589/A	<b>13A 3Pin Fused Plug</b>	<b>P7913</b> (Clear Black)	10	0.052	
	BS 1363/A SS 145/A MS 589/A	<b>13A 3Pin Fused Plug</b>	<b>P7913</b> (Clear Yellow)	10	0.052	
	BS 1363 SS 145 MS 589	<b>13A 3Pin Fused Plug</b>	<b>B7913</b> (White)	10	0.065	
	BS 1363 SS 145 MS 589	<b>13A 3Pin Fused Plug</b>	<b>B7913</b> (Black)	10	0.065	
	BS 546 SS 472	<b>5A 3 Round Pin Plug</b>	<b>B7905</b> (White)	10	0.045	
	BS 546 SS 472	<b>15A 3 Round Pin Plug</b>	<b>B7915</b> (White)	10	0.078	

Note: Please Indicates colour when ordering.








## Your best choice

At ABB, the quality of our work and our products throughout the world are conformed to international ISO 9001 standard. Thus, you can be assured that our product meets highest standard of quality.



### Ceiling Devices

Range	Standard	Description	Order Code	Pack Qty	Weight (kg) Per Pc	Price Per Pc
	BS 67	<b>Ceiling Roses</b>	<b>CCR101</b>	10	0.079	
	BS EN 61184	<b>Straight Lampholder T2, B22 Bayonet</b>	<b>CLH102</b>	10	0.075	
	BS EN 61184 BS 67	<b>Angled Lampholder T2, B22 Bayonet</b>	<b>CLH103</b>	10	0.143	
	BS EN 61184 where applicable	<b>Straight Lampholder E27 Screw Batten</b>	<b>CLH104</b>	10	0.078	
	BS EN 61184	<b>Straight Lampholder T2, B22 Bayonet (H<sub>base</sub> = 27mm)</b>	<b>CLH105</b>	10	0.083	



## Features & benefits



### *classiq* well-engineered design

The *classiq* switch is designed with the safety of the user as a top priority. Our unique design of wiring accessories are made from Urea material with high gloss finishing, and are able to withstand high temperature. The double earthing to the ground capability ensure firm and positive grip. The firm and positive rocker action prevents balancing between the “on” and “off” position and gives reliable indication of the contact position. Silver nickel contact tips lower contact resistance and prolong the lifespan of the switch.

### Quick and easy installation

The *classiq* switches have large, clearly marked tunnel terminals which are angled and positioned for rear cable entry, with screws pointing in the same direction, making installation quick and effortless.

### Shape of a Great Switch

While being contemporary favourites, *classiq* switches will stand up to the test of time and fashion - see for yourself the timeless beauty of these new generation switches.

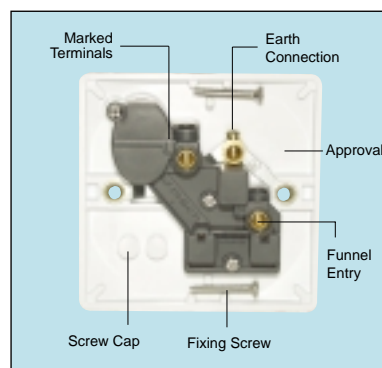
*classiq* switches - quality switches with unmatched elegance for today's lifestyle.

### Conform to International Standards

*classiq* switches comply with international standards and are approved by widely recognised bodies such as ASTA, PUB / PSB and JBE / SIRIM.

### 10AX and 20AX switch rating

Fully rated 10AX and 20AX switches - no need to derate its current rating when connected to fluorescent lamps or inductive loads.

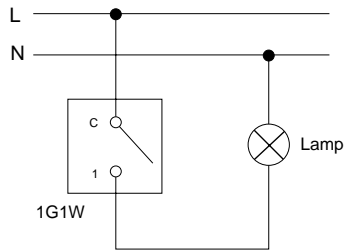


*Timeless and trendy designs  
for every location and taste*

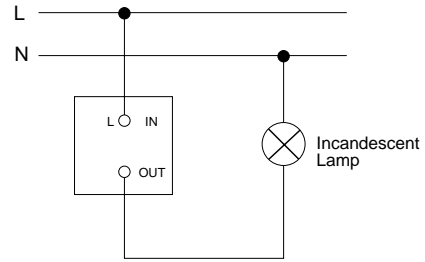
# Circuit Connection Diagrams

## Circuit Connection

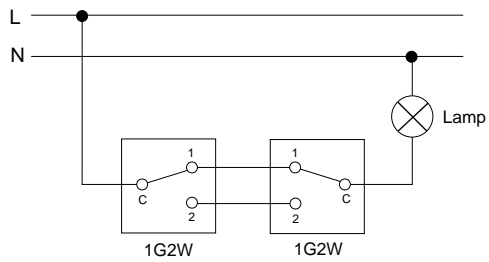
### One-Way Switch



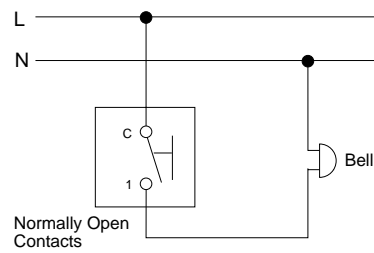
### Rotary Dimmer



### Two-Way Switch

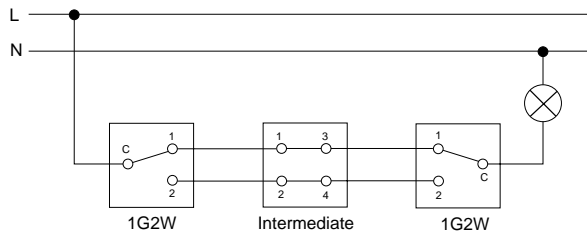


### Retractive Switch

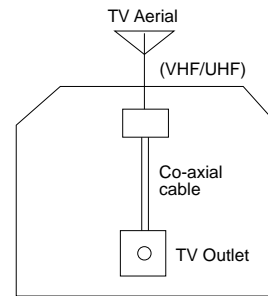


Note. Lamps connected in parallel can be incandescent lamps, 230V Halogen lamps, 12V Halogen lamps and fluorescent lamps.

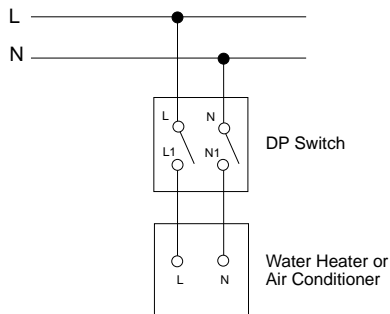
### Intermediate Switch



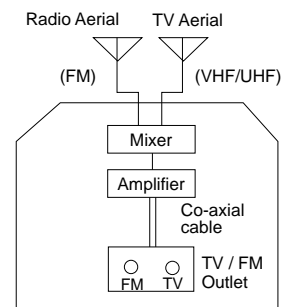
### 1 Gang TV Outlet



### Double-pole One-Way Switch

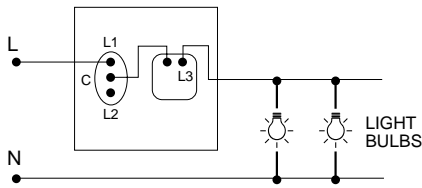


### TV / FM Outlet

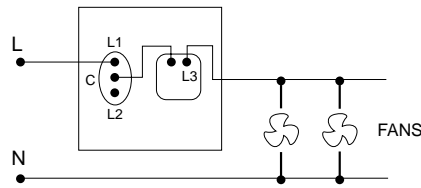


## Circuit Connection

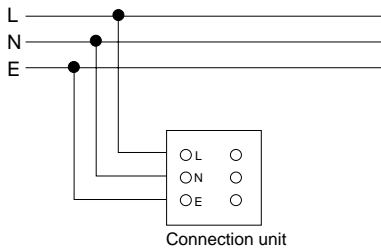
### Dimmer with Switch



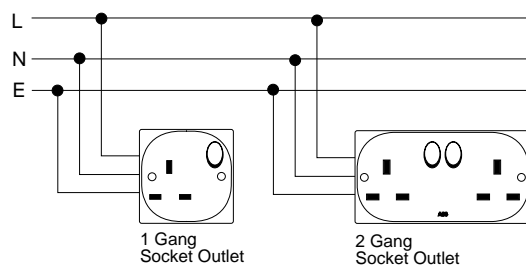
### Fan Control with Switch



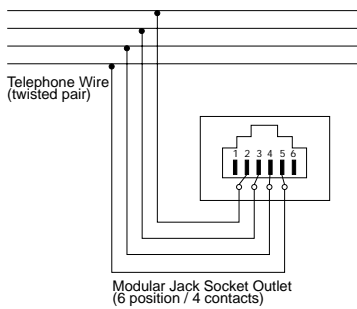
### Connection Unit



### Switched Socket Outlet

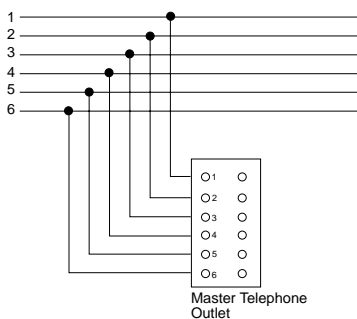


### Telephone Outlet - RJ11



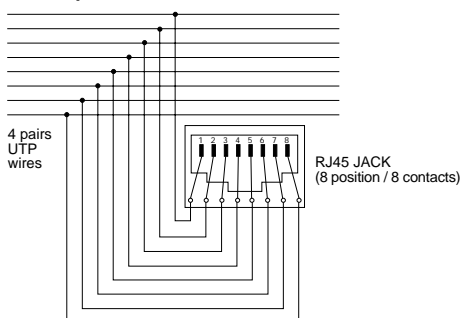
Wiring Colour Code		
Pin Number	Base Colour	Indication
1	-	-
2	Black	Earth
3	Red	L2
4	Green	L1
5	Yellow	Spare
6	-	-

### Telephone Outlet - BT



Wiring Colour Code	
Pin Number	Base Colour / Stripe
1	Green / White
2	Blue / White
3	Orange / White
4	White / Orange
5	White / Blue
6	White / Green

### Computer Outlet - RJ45



Wiring Colour Code		
Pin Number	EIA-T568A Wire Colour	EIA-T568B Wire Colour
1	White / Green	White / Orange
2	Green	Orange
3	White / Orange	White / Green
4	Blue	Blue
5	White / Blue	White / Blue
6	Orange	Green
7	White / Brown	White / Brown
8	Brown	Brown

**Also available**

## Designer switches to BS Standard

*classiq exclusiv*



*alpha bs range*



Due to constant product improvements,  
specifications are subject to change without prior notice.

**ABB**