

1. My Wi-Fi is On, why doesn't my device see the Wi-Fi network (SSID's)

Some devices may need their Wi-Fi drivers updated to support routers which use Wi-Fi 6 (802.11ax). Also, some devices, like TV's and laptops, may not support the latest Wi-Fi technology used by an advanced router, and may need to be disabled.

Note: Intel Wireless adapters supporting 802.11ac with older drivers might not show Wi-Fi 6 (802.11ax) networks. Please see the link below to verify/update to the latest Wi-Fi drivers.

<https://www.intel.com/content/www/us/en/support/articles/000054799/network-and-i-o/wireless-networking.html>

2. Do my Wi-Fi drivers on Windows need to be updated to see for Wi-Fi 6 (802.11ax) networks)?

Yes, Wi-Fi drivers should always be updated for optimal Wi-Fi performance. In many cases, but not all, Wi-Fi drivers are automatically updated with auto updates enabled.

Note: Intel Wireless adapters supporting 802.11ac with older drivers might not show Wi-Fi 6 (802.11ax) networks. Please see the link below to verify/update to the latest Wi-Fi drivers.

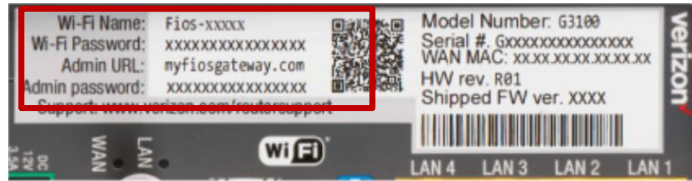
<https://www.intel.com/content/www/us/en/support/articles/000054799/network-and-i-o/wireless-networking.html>

3. What do the Unified Button LED light colors represent?

Condition Status	LED Color	Fios Home Router
Normal	WHITE	Normal operation (solid) Router is booting (fast blink)
	BLUE	Pairing mode (slow blink) Pairing successful (solid)
	GREEN	Wi-Fi has been turned off (solid)
Issue(s)	YELLOW	No internet connection (solid)
	RED	Hardware/System failure detected (solid) Overheating (fast blink) Pairing Failure (slow blink)
Power	OFF	Power off

4. Where can I find my Wi-Fi Name/Password or Admin Name/Password

Wi-Fi name/password or Admin name/password can be found on the rear label of your Fios Home Router.



5. Does my Fios Home Router support Self Organizing Network (SON)?

Yes, it is supported by default and can be managed within the My Fios app, My Verizon, or locally on the router.

6. What is Self-Organizing Networks (SON)?

Self-Organizing Networks (SON) significantly improves Wi-Fi performance by automatically identifying and fixing Wi-Fi problems. Connected devices will move seamlessly between 2.4 GHz and 5 GHz Wi-Fi signals, and between access points if a Fios Home Wi-Fi Extender has been added to your home network. Please see SON animation below.



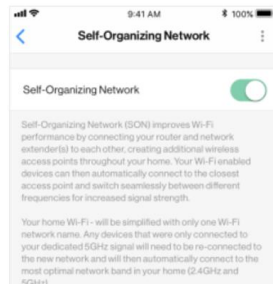
7. How will SON improve Wi-Fi?

Connected devices will move seamlessly between 2.4 GHz and 5 GHz Wi-Fi signals, and between access points if a Fios Home Wi-Fi Extender is paired with a Fios Home Router.

8. Do I have the ability to turn SON off?

Yes. If you choose to disable the Wi-Fi SON feature, the router GUI or MyFios App provides the ability to enable/disable. Please see steps below

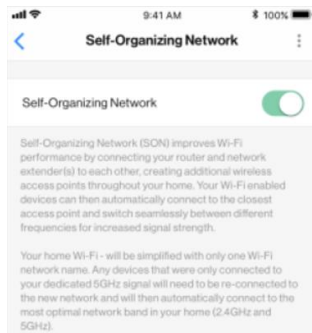
- Open MyFios App
- Select Wi-Fi settings, Select Self Organizing Network
- Turn SON "Off"



9. Do I have the ability to turn SON on?

Yes. SON can be enabled with the MyFios App. Please see examples below on how to enable.

- Open MyFios App
- Select Wi-Fi settings, Select Self Organizing Network
- Turn SON "On"



10. What security modes are supported?

WPA2 is the only encryption supported by SON.

11. If I have a 3rd party router (non-Verizon router), can I have SON enabled?

No. SON is only supported on Fios Home Router (G3100) and Fios Home Wi-Fi Extender. Approved devices below. Other router providers may provide their own version of SON which is not compatible with Verizon devices.

Fios Home Router



Fios Home Wi-Fi Extender



12. How do I connect a wireless device to my Fios Home Router?

Access the Wi-Fi setting on your wireless device, then select your Fios Home Router using the Wi-Fi name or wireless network name (ESSID) shown on the label located on the back panel of your router. Enter the Wi-Fi password or wireless password (WPA2 key). The default password/key is also shown on the label.

Note: Verizon recommends that you establish a strong, unique password for your Wi-Fi. Learn how to change your Wi-Fi Password below.

Change Wi-Fi Password

13. How do I set up Guest Wi-Fi on my Fios Home Router?

- **Set up in the My Fios app**

Using the **My Fios app**, select:

- **Internet > under My Networks select your Guest Network > select Enable Guest Wi-Fi Access**

Don't have the My Fios app?

Download now

- **Set up in My Verizon**

Sign into **My Verizon** to set up your Guest Wi-fi. To access:

hover over **Services**, select **Internet >** under **My Networks** select your **Guest Network >** select **Enable Guest Wi-Fi Access**

Don't have an account?

Register now >

14. Where can I find the Wi-Fi name and password for my Fios Home Router?

- **Find in the My Fios App**

Using the **My Fios app**, select

Internet > under **My Networks** the **password** is listed below each network name

Don't have the Fios TV app?

Download now

- **Find in My Verizon**

Sign into **My Verizon** to view your Wi-Fi name and password. To access:

hover over **Services**, select **Internet >** under **My Network** the **password** is listed below **each network name**

Don't have an account?

Register now

- **Find on your router**

The Wi-Fi password is shown on the label located on the back of your Fios Home Router.

Please refer to the diagram below:



15. How do I connect my Fios Home Router via WPS (Wi-Fi protected setup)?

Your Fios Home Router comes with a WPS button that allows for a connection to your Wi-Fi network without manually entering a password. If your wireless device supports WPS, follow your device manufacturer user's guide to set up and connect to your network. Use the [My Fios app](#) or visit [My Verizon](#) to manage Wi-Fi settings.

16. How and where can I manage my Fios Home Router?

○ Manage your settings in the My Fios App

Using the [My Fios app](#) select **Internet** from the dashboard.

Don't have the My Fios app?

[Download now](#)

You can also manage advanced settings from the router interface via your browser.

[Manage advanced setting](#)

○ Manage your settings in My Verizon

Sign into [My Verizon](#) to manage your settings. To access

hover over **Services**, select **Internet**

Don't have an account?

[Register now](#)

17. What parental controls are available on the Fios Home Router?

Using the [My Fios App](#) or the [My Verizon](#) parental controls allows you to block Wi-Fi access and set schedules for when Wi-Fi access is available for selected devices. This is also available in the router interface. Verizon is now offering an advanced parental control solution that offers more robust security features to protect your devices in your home or business. [Click here](#) to learn more and get started using it today on the My Fios app.

○ Manage your settings in the My Fios App

Using the My Fios app select:

Internet > under **My Networks** select **Devices & Parental Controls**

Don't have the My Fios app?

[Download now](#)

- **Manage your settings in My Verizon**

Sign into **My Verizon** to manage your settings. To access:

hover over **Services**, select **Internet** > under **Manage My Devices** select **Devices & Parental Controls**

Don't have an account?

Register now

18. How do I connect a device to an Ethernet port on the Fios Home Router?

Plug one end of an Ethernet cable into one of the four yellow Ethernet ports on the back of your router. Plug the other end of the Ethernet cable into the Ethernet port of your network device.

19. How do I manage my Fios Home Router advanced settings?

- Open your browser and enter "myfiogateway.com" or "192.168.1.1" into the browser. You will be taken to a page to enter your username and administrator password:
- The default username is "admin"
- The unique default password is on the label located on the back of the router. Please refer to the diagram below



20. How do I test my internet speed?

With the **Verizon Speed Test** tool you'll be able to test your router speed, device speed and learn ways to optimize your connection. You'll also be able to measure your network's upload and download speeds.

- **Test your speed in the My Fios app**

Using the **My Fios** app select:

Internet > under **Wi-Fi Health Check**, select **Speed Test**

Don't have the My Fios app?

[**Download now**](#)

○ **Test your speed in My Verizon**

Sign into [**My Verizon**](#) to test your speed. To access, select [**Begin Speed Test**](#).

Don't have an account?

[**Register now**](#)

21. Is my Fios Home Router encrypted?

For your protection, your router is preset at the factory to use WPA2 (Wi-Fi Protected Access) encryption for your wireless network. This is the strongest setting for most users and provides maximum security but may prevent older devices from connecting.

Verizon recommends that you establish a strong, unique password for your router. Use the [**My Fios**](#) app or visit [**My Verizon**](#) to change your default password.

22. How can I reboot my Fios Home Router?

Press and hold the Unified button on the front of the router for 10 seconds. Give the router some time to connect to the Internet and wait until the Internet light becomes steady white.



23. How can I reset my Fios Home Router to its factory default settings?

Pressing and holding the red reset button located on the back of the Fios Home Router will restore the router to the factory default settings shown on the label located on the back of your router. Use the pointed end of a paperclip to press and hold the reset button for 15 seconds.

Important Note: If you have customized your network name and/or password, resetting your Fios Home Router to the factory defaults not only changes your router username and password back to the factory default values, but it also deletes all of your home network settings. This includes the ESSID and network encryption key that you created. After you reset your factory defaults, your home network won't be accessible until you reconfigure your router and update all your network devices to use the same customized ESSID and network encryption key (WPA2).

24. Do I need to upgrade my Coax wiring in my Home?

It all depends on the age of the cables and potential damage to cables over time. Verizon's Fios Home Router & Fios Home Wi-Fi Extender incorporate the latest Coax/MoCA (Coaxial/Multimedia over Coax Alliance) standards, supporting theoretical speeds up to 2.5Gbps between supported devices. With outdated or damaged cabling, higher speeds can't be achieved, and inferior performance is quite possible. If you're cabling is outdated, or in disarray based on use with multiple providers, it's recommended to upgrade your home cabling for optimal performance.

25. Are there any limitations on what other routers work with the new extender?

Yes. Only the Fios Home Wi-Fi Extender (E3200) is compatible with the Fios Home Router (G3100). Other extenders can be added to the same network, but ONLY the Fios Home Wi-Fi Extender will support the SON (Self Organizing Network) algorithms configured in the Fios Home Router/Fios Home Wi-Fi Extender to optimize the Wi-Fi network.

26. Does the Unified light on front of Fios Home Router/ Fios Home Wi-Fi Extender shut off?

No. The router or extender Unified light never shuts off. The LED on the front dims after 20 minutes, but never goes out completely. Press the unified button on front of device for 2 seconds and light will go to normal brightness.

27. Why are my LED's on the WAN/LAN Ethernet ports off when an Ethernet cable is connected?

After 20 minutes, the transmit/received LED's turn off to minimize lighting. Press the unified button on front of device for 2 seconds and lights will turn back on.