



# Fire Parts Resource Guide

---



## **TABLE OF CONTENTS:**

TABLE OF CONTENTS: .....	2
HALYARD/CABLE & ACCESSORIES:.....	4
ROPE-NM-1 .....	5
ROPE-NM-1-R.....	6
PULLEY-1-R.....	7
PULLEY-3-R.....	8
CABLE KIT .....	9
LADDER ENDS:.....	10
CASTING-1-R .....	11
CASTING-2-R .....	12
CASTING-4-R .....	13
CASTING-6-R .....	14
CASTING-7-R .....	15
CASTING-8-R .....	16
CASTING-9-R .....	17
CASTING-10-R .....	18
END CAP-1-R .....	19
ENDCAP-2-R .....	20
ENDCAP-3-R .....	21
ENDCAP-4-R .....	22
SAF-SH-TONGUE-R1.....	23
SAF-SHOE-1-R.....	24
SAF-SHOE-2-R.....	25
SAF-SHOE-3-R.....	26
SAF-SHOE-4R.....	27
ROOF HOOKS & LOCKS.....	28
ROOF-HOOKS-R.....	29
HD-LOCKS-R .....	30
RUNGS & ACCESSORIES: .....	31
RUNG KIT.....	32
RUNG-WEAR-R .....	33
RUNG WEAR CAP .....	34
RUB-RUNG-R .....	35
RUNG-BRC-2-R .....	36
RUNG-BRC-3-R .....	37
MISCELLANEOUS ACCESSORIES: .....	38
FL-RUNG-R .....	39



FL-HANDLE-R..... 40

FL-HINGE-R..... 41

FL-P-BRK-T..... 42

CJL PLATE KIT ..... 43

STAYPOLE ACCESSORIES: ..... 44

STAYPOLE 7-R..... 45

STAYPOLE-SPRING-KIT ..... 46

STAYPOLE-HINGE-PUMP ..... 47

STAYPOLE-HINGE-TRUS ..... 48

STAYPOLE-MOUNT TRUSS ..... 49



## **HALYARD/CABLE & ACCESSORIES:**

## **ROPE-NM-1**

### **Description:**

Replacement halyard rope for Pumper (solid beam) {PEL/PEL3}, Truss (open beam) {TEL/TEL3} and Fiberglass {FEL/FEL3} extension ladder

\*1/2" diameter non-manila rope, 600' ft coil\*

\*NFPA 1932: Rope shall not be less than 3/8" diameter and shall have a minimum breaking strength of 825 lbs\*.

### **Ladders:**

All extension ladders (except Attic (AEL) and Combinations (CJL) Series)

### **Questions:**

1. What is the serial number?
2. What is the model number?





## **ROPE-NM-1-R**

### **Description:**

Replacement halyard rope by the foot for Pumper (solid beam) {PEL/PEL3}, Truss (open beam) {TEL/TEL3} and Fiberglass {FEL/FEL3} extension ladder

\*1/2" diameter non-manila rope\*

\*NFPA 1932: Rope shall not be less than 3/8" diameter and shall have a minimum breaking strength of 825 lbs.\*

### **Ladders:**

All extension ladders (exception Attic (AEL) and Combinations (CJL) Series)

### **Questions:**

1. What is the serial number?
2. What is the model number?



## **PULLEY-1-R**

### **Description:**


Single straight pulley for Pumper (solid beam) {PEL/PEL3}, Truss (open beam) {TEL/TEL3} and Fiberglass {FEL/FEL3} extension ladder

### **Ladders:**

PEL-12 thru PEL-24  
PEL3-16 thru PEL3-19  
TEL-14 thru TEL-24  
TEL3-24 thru TEL3-40  
FEL-12 thru FEL-24  
FEL3-24 thru FEL3-40

### **Questions:**

1. What is the serial number?
2. What is the model number?



## **PULLEY-3-R**

### **Description:**

Double straight pulley for a (3) three section Pumper (solid beam) {PEL3}, Truss (open beam) {TEL3} and Fiberglass {FEL3} extension ladder

### **Ladders:**


PEL3-24 thru PEL3-40

TEL3-24 thru TEL3-40

FEL3-24 thru FEL3-40

### **Questions:**

1. What is the serial number?
2. What is the model number?





## **CABLE KIT**

### **Description:**

Replacement cable for a (3) three section Pumper (solid beam) {PEL3}, Truss (open beam) {TEL3} and Fiberglass {FEL3} extension ladder  
(Includes: Twenty-one (21) ft of cable with (4) four cable clamps, (1) Single cable ring and rung band, & (1) Double cable ring and rung band)

### **Ladders**

PEL3-24 thru PEL3-40

TEL3-24 thru TEL3-40

FEL3-24 thru FEL3-40

### **Questions:**

1. What is the serial number?
2. What is the model number?





## **LADDER ENDS:**

## **CASTING-1-R**

### **Description:**

Replacement round end for pumper (solid beam) ladder with 2 7/8" high side rail

\* For ladders up to 24ft\*

### **Ladders:**

PRL-08 thru PRL-20

PEL-12 thru PEL-24

PEL3-16t thru PEL3-19

PEL3-24

PWL-08 thru PWL-20

AEL-10 thru AEL-14

### **Questions:**

1. What is the serial number?
2. What is the type of ladder?





## **CASTING-2-R**

### **Description:**

Replacement round end for pumper (solid beam) ladder with 3 3/8" side rail  
\*For ladders over 28ft\*

### **Ladders:**

PEL-28 thru PEL-35

PEL3-28 thru PEL3-40

### **Questions:**

1. What is the serial number?
2. What is the model number?



## **CASTING-4-R**

### **Description:**

Replacement round end for combination (CJL) ladders, 3 ½" high side rail

### **Ladders:**

CJL-10 thru CJL-16

### **Questions:**

1. What is the serial number?
2. What is the ladder model?



## **CASTING-6-R**

### **Description:**

Replacement Spike/Butt Spur for pumper (solid beam) ladders with 2 7/8" high side rail;  
\*For ladders up to 24ft\*.

### **Ladders:**

PRL-08 thru PRL-20

PEL-12 thru PEL-24

PEL3-16 thru PEL3-19

PEL3-24

PWL-06 thru PWL-20

AEL-10 thru AEL-14

### **Questions:**

1. What is the serial number?
2. What is the type of ladder?



## **CASTING-7-R**

### **Description:**

Replacement Spike/Butt Spur for pumper (solid beam) ladder with 3 3/8" rail;  
\*For ladders over 28ft\*

### **Ladders:**

PEL-28 thru PEL-35

PEL3-28 thru PEL3-40

### **Questions:**

1. What is the serial number?
2. What is the type of the ladder?



## **CASTING-8-R**

### **Description:**

Replacement Spike/ Butt Spur for truss (open beam) ladders

\*For ladders up to 24ft


### **Ladders:**

TRL-12 thru TRL-24

TWL-10 thru TWL-24

### **Questions:**

1. What is the serial number?
2. What is the ladder model?







## **CASTING-9-R**

### **Description:**

Replacement Spike/Butt Spur for truss (open beam) ladders

\*For ladders over 28ft\*

### **Ladders:**

TRL-26 thru TRL-28

TEL28 thru TEL-50P

TEL3-28 thru TEL3-50P

### **Questions:**

1. What is the serial number?
2. What is the ladder model?



## **CASTING-10-R**

### **Description:**


Replacement round end for folding (FL) ladders

### **Ladders:**

FL-08 thru FL-14

### **Questions:**

1. What is the serial number?
2. What is the ladder model?



## **END CAP-1-R**

### **Description:**

Replacement round end for Truss Wall (TWL), Truss Roof (TRL), the Fly (upper)Section of Truss Extension (TEL and TEL3), Fiberglass roof (FRL), and Fiberglass extension (FEL and FEL3) ladders - 3 3/4" high side rail

### **Ladders:**

TWL-10 thru TWL-24 {top}  
TRL-12 thru TRL-24 {top},  
Fly (upper) TEL-20 thru TEL-50P {top& bottom}  
Fly (upper) TEL3-24 thru TEL3-50P {top& bottom}  
FRL-08 thru FRL-20 {top}  
FEL-12 thru FEL-40{top}  
FEL3-24 thru FEL3-40 {top}

### **Questions:**

1. What is the serial number?
2. What is the model number?



## **ENDCAP-2-R**

### **Description:**

Replacement round end for Truss Wall (TWL), Truss Roof (TRL), and the nest (middle) section of three (3) section Truss Extension (TEL3), ladders

### **Ladders:**


TWL-26 thru TWL-28 {top}

TRL-26 thru TRL-28 {top}

TEL3-24 thru TEL3-50P Nest (middle) section {top}

### **Questions:**

1. What is the serial number?
2. What is the model number?





## **ENDCAP-3-R**

### **Description:**

Replacement round end for top left of three section truss extension ladders (TEL3) base (bottom) section and the bottom left of three section truss extension ladders (TEL3) nest (middle) section

### **Ladders:**

TEL3-24 thru TEL3-50P

### **Questions:**

1. What is the serial number?
2. What is the model number?



## **ENDCAP-4-R**

### **Description:**

Replacement round end for top right of three section truss extension ladders (TEL3) base (bottom) section and the bottom right of three section truss extension ladders (TEL3) nest (middle) section

### **Ladders:**

TEL3-24 thru TEL3-50P

### **Questions:**

1. What is the serial number?
2. What is the model number?



## **SAF-SH-TONGUE-R1**

### **Description:**


Replacement bracket for safety shoe on Folding (FL) ladders, measures 1 ½” long

### **Ladders:**

FL-08 thru FL-14

### **Questions:**

1. What is the serial number?
2. What is the model number?



## **SAF-SHOE-1-R**

### **Description:**


Replacement safety shoe for Folding (FL) ladders

### **Ladders:**

FL-08 thru FL-14

### **Questions:**

1. What is the serial number?
2. What is the model number?





## **SAF-SHOE-2-R**

### **Description:**


Replacement Safety shoe for Combination (CJL) ladders

### **Ladders:**

CJL-10 thru CJL-16

### **Questions:**

1. What is the serial number?
2. What is the model number?



## **SAF-SHOE-3-R**

### **Description:**

Replacement shoe for pumper (solid beam) ladders - 2 7/8" side rail;  
\*For ladders up to 24ft

### **Ladders:**

PWL-06 thru PWL-20


AEL-10 thru AEL-14

PEL-12 thru PEL-24

PEL3-16 thru PEL3-24

### **Questions:**

1. What is the serial number?
2. What is the model number?



## **SAF-SHOE-4R**

### **Description:**

Replacement shoe for pumper (solid beam) ladders 3 3/8" side rail;  
\*For ladders above 28ft\*.


### **Ladders:**

PEL-28 thru PEL-35

PEL3-28 thru PEL3-40

### **Questions:**

1. What is the serial number?
2. What is the model number?





## ROOF HOOKS & LOCKS



## **ROOF-HOOKS-R**

### **Description:**

Replacement Roof Hook Assembly for pumper (solid beam) truss (open beam) and fiberglass roof ladders (includes spreader bar)

### **Ladders:**


PRL-08 thru PRL-20

TRL-12 thru TRL-28

FRL-08 thru FRL-20

### **Questions:**

1. What is the serial number?
2. What is the model number?



## **HD-LOCKS-R**

### **Description:**

Replacement Heavy Duty Locks for pumper (solid beam), truss (open beam), combination (CJL), attic (AEL), and fiberglass extension ladders (includes Rung and Bolts)

### **Ladder:**

PEL-12 thru PEL35

PEL3-16 thru PEL3-40P

TEL-20 thru TEL-50P

TEL3-24 thru TEL3-50P

FEL-12 thru FEL-40

FEL3-24 thru FEL3-40

CJL-10 thru CJL-16

AEL-10 thru AEL-14

### **Questions:**

1. What is the serial number?
2. What is the model number?





## **RUNGS & ACCESSORIES:**

## **RUNG KIT**

### **Description:**

Replacement rung kit includes: (1) Rung section (2) two rung braces (2) two bushings and (2) two spanner guides

(Rung section measures 1 1/4" OD x 26" long)


### **Ladders:**

All pumper (solid beam), truss (open beam), combination (CJL), attic (AEL), and fiberglass ladders

\*Does not include the folding (FL) ladders\*

### **Questions:**

1. What is the serial number?
2. What is the model number?







## **RUNG-WEAR-R**

### **Description:**

Replacement Rung wear sleeves

### **Ladders:**

All pumper (solid beam), truss (open beam), combination (CJL), attic (AEL), and fiberglass ladders

\*Does not include the folding (FL) ladders\*

### **Questions:**

1. What is the serial number?
2. What is the model number?





## **RUNG WEAR CAP**

### **Description:**

Rung wear caps, ladder savers

### **Ladders:**

All pumper (solid beam), truss (open beam), combination (CJL), attic (AEL), and fiberglass ladders

\*Does not include the folding (FL) ladders\*

### **Questions:**

1. What is the serial number?
2. What is the model number?





## **RUB-RUNG-R**

### **Description:**

Replacement rubber rung tubes with clips  
(measures 15 1/4" long)

### **Ladders:**

All pumper (solid beam), truss (open beam), combination (CJL), attic (AEL), fiberglass and boom (BL) ladders

\*Does not include the folding (FL) ladders\*

### **Questions:**

1. What is the serial number?
2. What is the ladder model?





## **RUNG-BRC-2-R**

### **Description:**

Replacement bottom rung braces for three (3) section pumper (solid beam) (PEL3) ladders and (2) section truss (open beam) (TEL) ladders, (measures 3/8" x 3/4" x 8 3/4")

### **Ladders:**

PEL3-24 thru PEL3-40P

TEL-20 thru TEL-50P

### **Questions:**

1. What is the serial number?
2. What is the model number?





## **RUNG-BRC-3-R**

### **Questions:**

1. What is the serial number?
2. What is the model number?





## **MISCELLANEOUS ACCESSORIES:**



## **FL-RUNG-R**

### **Description:**

Replacement rung for Folding (FL) ladder

### **Ladders:**

FL-08 thru FL-14

### **Questions:**

1. What is the serial number?
2. What is the model number?



## **FL-HANDLE-R**

### **Description:**

Replacement handle for Folding (FL) Ladder

### **Ladders:**

FL-08 thru FL-14

### **Questions:**

1. What is the serial number?
2. What is the model number?





## **FL-HINGE-R**

### **Description:**


Replacement hinge for Folding (FL) ladder

### **Ladders:**

FL-08 thru FL-14

### **Questions:**

1. What is the serial number?
2. What is the model number?



## **FL-P-BRK-T**

### **Description:**


Painted brackets for mounting Folding (FL) ladder

### **Ladders:**

FL-08 thru FL-14

### **Questions:**

1. What is the serial number?
2. What is the model number



## **CJL PLATE KIT**

### **Description:**


Replacement hinges for both sides of Combination (CJL) Ladder- Includes (2)male/(2)female plates and hardware\*

### **Ladders:**

CJL-10 thru CJL-16

### **Questions:**

1. What is the serial number?
2. What is the model number?





## **STAYPOLE ACCESSORIES:**

## **STAYPOLE 7-R**

### **Description:**

Replacement spike for staypole on pumper (solid beam) and truss (open beam) extension ladder with staypoles

### **Ladders:**

PEL3-40P

TEL-40P thru TEL-50P

TEL3-40P thru TEL3-50P

\*Any pumper (solid beam) or truss (open beam) extension ladder that has been modified for staypoles\*

### **Questions:**

1. What is the serial number?
2. What is the model number?



## **STAYPOLE-SPRING-KIT**

### **Description:**

Replacement staypole spring clip with spacer for pumper (solid beam) extension ladder with staypoles

### **Ladders:**

PEL3-40P

\*Any pumper (solid beam) extension ladder that has been modified for staypoles\*

### **Questions:**

1. What is the serial number?
2. What is the model number?



## **STAYPOLE-HINGE-PUMP**

### **Description:**

Replacement top hinge with safety cable for pumper (solid beam) three (3) section extension (PEL3) ladder with staypoles

### **Ladders:**

PEL3-40P

\*Any pumper (solid beam) extension ladder that has been modified for staypoles\*

### **Questions:**

1. What is the serial number?
2. What is the model number?



## **STAYPOLE-HINGE-TRUS**

### **Description:**

Replacement top hinge with safety cable for truss (open beam) two (2) (TEL) and three (3) (TEL3) section extension ladder with staypoles

### **Ladders:**

TEL-40P thru TEL-50P

TEL3-40P thru TEL3-50P

\*Any truss (open beam) extension ladder that has been modified for staypoles\*

### **Questions:**

1. What is the serial number?
2. What is the model number?





## **STAYPOLE-MOUNT TRUSS**

### **Description:**

Replacement staypole mounting bracket with lanyard and hitch pin for bottom of truss (open beam) extension ladders with stay poles

### **Ladders:**

TEL-40P thru TEL-50P

TEL3-40P thru TEL3-50P

\*Any truss (open beam) extension ladder that has been modified for staypoles\*

### **Questions:**

1. What is the serial number?
2. What is the model number?

