

Revised Edition

PRINCIPLES OF POWER SYSTEM

**V.K. MEHTA
ROHIT MEHTA**

S. CHAND



FIRST MULTICOLOUR ILLUSTRATIVE EDITION

PRINCIPLES OF POWER SYSTEM


MULTICOLOUR ILLUSTRATIVE EDITION

PRINCIPLES OF POWER SYSTEM

**[INCLUDING GENERATION, TRANSMISSION, DISTRIBUTION,
SWITCHGEAR AND PROTECTION]**

[For B.E. / B.Tech., AMIE and other Engineering Examinations]

**V.K. MEHTA
ROHIT MEHTA**



S. CHAND
AN ISO 9001 : 2000 COMPANY

2005

S. CHAND & COMPANY LTD.

RAM NAGAR, NEW DELHI-110 055



S. CHAND & COMPANY LTD.

(An ISO 9001 : 2000 Company)

Head Office : 7361, RAM NAGAR, NEW DELHI - 110 055

Phones : 23672080-81-82; Fax : 91-11-23677446

Shop at: schandgroup.com

E-mail: schand@vsnl.com

Branches:

- 1st Floor, Heritage, Near Gujarat Vidhyapeeth, Ashram Road, **Ahmedabad**-380 014. Ph. 7541965, 7542369
- No. 6, Ahuja Chambers, 1st Cross, Kumara Krupa Road, **Bangalore**-560 001. Ph : 2268048, 2354008
- 152, Anna Salai, **Chennai**-600 002. Ph : 8460026
- S.C.O. 6, 7 & 8, Sector 9D, **Chandigarh**-160017, Ph-749376, 749377
- 1st Floor, Bhartia Tower, Badambadi, **Cuttack**-753 009, Ph-2332580; 2332581
- 1st Floor, 52-A, Rajpur Road, **Dehradun**-248 011. Ph : 2740889, 2740861
- Pan Bazar, **Guwahati**-781 001. Ph : 2522155
- Sultan Bazar, **Hyderabad**-500 195. Ph : 24651135, 4744815
- Mai Hiran Gate, **Jalandhar**- 144008. Ph. 2401630
- 613-7, M.G. Road, Ernakulam, **Kochi**-682 035. Ph : 381740
- 285/J, Bipin Bihari Ganguli Street, **Kolkata**-700 012. Ph : 22367459, 22373914
- Mahabeer Market, 25 Gwynne Road, Aminabad, **Lucknow**-226 018. Ph : 2226801, 2284815
- Blackie House, 103/5, Walchand Hirachand Marg, Opp. G.P.O., **Mumbai**-400 001. Ph : 22690881, 22610885
- 3, Gandhi Sagar East, **Nagpur**-440 002. Ph : 2723901
- 104, Citicentre Ashok, Govind Mitra Road, **Patna**-2300489. Ph : 2671366, 2302100

Marketing Offices :

- 238-A, M.P. Nagar, Zone 1, **Bhopal** - 462 011
- A-14, Janta Store Shopping Complex, University Marg, Bapu Nagar, **Jaipur** - 302 015, Phone : 0141-2709153

© 1982, V.K. Mehta, Rohit Mehta

All rights reserved. No part of this publication may be reproduced, stored in a retrieval system or transmitted, in any form or by any means, electronic, mechanical, photocopying, recording or otherwise, without the prior permission of the Publisher.

S. CHAND'S Seal of Trust



In our endeavour to protect you against counterfeit/fake books we have put a Hologram Sticker on the cover of some of our fast moving titles. The hologram displays a unique 3D multi-level, multi-colour effect of our logo from different angles when tilted or properly illuminated under a single source of light.

Background artwork seems to be "under" or "behind" the logo, giving the illusion of depth. **A fake hologram does not give any illusion of depth.**

First Edition 1982

Subsequent Editions and Reprints 1985, 87, 88, 90, 91, 92, 93, 94, 95, 97

1998, 99, 2000, 2001, 2002, 2003, 2004 (Twice)

First Multicolour Illustrative & Thoroughly Revised Edition 2005

ISBN : 81-219-2496-0

PRINTED IN INDIA

By Rajendra Ravindra Printers (Pvt.) Ltd., 7361, Ram Nagar, New Delhi-110 055
and published by S. Chand & Company Ltd., 7361, Ram Nagar, New Delhi-110 055.

PREFACE TO THE FOURTH EDITION

The general response to the third edition of the book was very encouraging. We, the authors feel that our work has been amply rewarded and wish to express our deep sense of gratitude, in common to the large number of readers who have used it, and in particular to those of them who have sent helpful suggestions from time to time for the improvement of the book.

Keeping in view the desire of many of the book users to make the book attractive and colourful, this **Multicolour Illustrative Edition** of the book has been published. We hope you will like it in its new format.

In the present edition, we have made sincere efforts to make the book up-to-date. A notable feature is the inclusion of Chapter on **“Neutral Grounding”**. A large number of practical problems are given to make the book more useful to the students. It is our hope that you will enjoy reading this text and benefit from its content. After studying this book, it is hoped that you will have a good understanding of the ideas of Power System and its application in many real world situations.

We, as authors have taken considerable care to ensure that this text is as error-free and effective as possible. We welcome comments, suggestions and corrections from both students and teachers.

Welcome to the exciting world of Power System.

V.K. MEHTA
ROHIT MEHTA

PREFACE TO THE FIRST EDITION

The subject of power system has assumed considerable importance in the recent years. There has been a growing demand in the past for a book which deals with this vast but vital subject in a compact and lucid manner. The present text ``Principles of Power System`` has been written to achieve this goal. This text is intended primarily for the students preparing for diploma, A.M.I.E., degree and other engineering examinations. It also meets the needs of those readers who want to gain a sound understanding of the principles of power system.

Three outstanding features are claimed for this book. First is the styling—the author has used the same lecture style that prove successful in his previous texts. Second, the book is easy to read and stimulating in its direct personal approach. Third, the emphasis is on concepts as well as mathematical derivations. It is hoped that these features will help the readers to understand the theoretical and practical aspects of power system.

Author lays no claim to the original research in preparing the book. Liberal use of the materials available in the works of eminent authors has been made. What he may claim, in all modesty, is that he has tried to fashion the vast amount of material available from primary and secondary sources into coherent body of description and analysis.

The author wishes to thank his colleagues and friends who have contributed many valuable suggestions regarding the scope and content sequence of the book. Author is also indebted to M/s S. Chand and Company Ltd., for bringing out the book in a short time and pricing it moderately inspite of heavy cost of paper and printing.

Errors might have crept in despite utmost care to avoid them and author shall be grateful if these are pointed out along with other suggestions for improvement of the book.

V.K. MEHTA

CONTENTS

1. Introduction 1—8

Importance of Electrical Energy—
Generation of Electrical Energy—
Sources of Energy—Comparison of
Energy Sources—Units of Energy—
Relationship among Energy Units—
Efficiency—Calorific value of Fuels—
Advantages of Liquid Fuels Over Solid
Fuels—Advantages of Solid Fuels Over
Liquid Fuels.



2. Generating Stations 9—40



Generating Stations—Steam
Power Station—Schematic Arrange-
ment of Steam Power Station—
Choice of Site for Steam Power
Stations—Efficiency of Steam Power
Station—Equipment of Steam Power
Station—Hydroelectric Power
Station—Schematic Arrangement
of Hydroelectric Power Station—
Choice of Site for Hydroelectric

Power Stations—Constituents of Hydroelectric Plant—Diesel Power Station—
Schematic Arrangement of Diesel Power Station—Nuclear Power Station—
Schematic Arrangement of Nuclear Power Station—Selection of Site for
Nuclear Power Station—Gas Turbine Power Plant—Schematic Arrangement
of Gas Turbine Power Plant—Comparison of the Various Power Plants.

(vii)

3. Variable Load on Power Stations **41—68**

Structure of Electric Power System—Load Curves—Important Terms and Factors—Units Generated per Annum—Load Duration Curves—Types of Loads—Typical demand and diversity factors—Load curves and selection of Generating Units—Important points in the selection of Units—Base load and Peak load on Power Station—Method of meeting the Load—Interconnected grid system.



4. Economics of Power Generation **69—86**



Economics of Power Generation—Cost of Electrical Energy—Expressions for Cost of Electrical Energy—Methods of determining Depreciation—Importance of High Load Factor.

5. Tariff **87—100**

Tariff—Desirable characteristics of a Tariff—Types of Tariff.



6. Power Factor Improvement **101—126**

Power Factor—Power Triangle—Disadvantages of Low Factor—Causes of Low Power Factor—Power Factor Improvement—Power Factor Improvement Equipment—Calculations of Power Factor Correction—Importance of Power Factor improvement—Most Economical Power Factor—Meeting the Increased kW demand on Power Stations.


(viii)

7. Supply Systems **127—158**

Electric Supply System—Typical A.C. Power Supply Scheme—Comparison of D.C. and A.C. Transmission—Advantages of High Transmission Voltage—Various Systems of Power Transmission—Comparison of Conductor Material in Overhead System—Comparison of Conductor Material in Underground System—Comparison of Various Systems of Transmission—Elements of a Transmission Line—Economics of Power Transmission—Economic Choice of Conductor Size—Economic Choice of Transmission Voltage—Requirements of satisfactory electric supply.



8. Mechanical Design of Overhead Lines **159—201**



Main components of Overhead Lines—Conductor Materials—Line Supports—Insulators—Type of Insulators—Potential Distribution over Suspension Insulator String—String Efficiency—Methods of Improving String Efficiency—Important Points—Corona—Factors affecting Corona—Important Terms—Advantages and Disadvantages of Corona—Methods of Reducing Corona Effect—Sag in Overhead Lines—Calculation of Sag—Some Mechanical principles.

9. Electrical Design of Overhead Lines **202—227**

Constants of a Transmission Line—Resistance of a Transmission Line—Skin effect—Flux Linkages—Inductance of a Single Phase Overhead Line—Inductance of a 3-Phase Overhead Line—Concept of self-GMD and mutual GMD—Inductance Formulas in terms of GMD—Electric Potential—Capacitance of a Single Phase Overhead Line—Capacitance of a 3-Phase Overhead Line.



(ix)

10. Performance of Transmission Lines **228—263**

Classification of overhead Transmission Lines—Important Terms—Performance of Single Phase Short Transmission Lines—Three-Phase Short Transmission Lines—Effect of load p.f. on Regulation and Efficiency—Medium Transmission Lines—End Condenser Method—Nominal T Method—Nominal π Method—Long Transmission Lines—Analysis of Long Transmission Line—Generalised Constants of a Transmission Line—Determination of Generalised Constants for Transmission Lines.



11. Underground Cable **264—299**



Underground Cables—Construction of Cables—Insulating Materials for Cables—Classification of Cables—Cables for 3-Phase Service—Laying of Underground Cables—Insulation Core Cable—Dielectric Stress in a Single Core Cable—Most Economical Conductor Size in a Cable—Grading of Cables—Capacitance Grading—Intersheath Grading—Capacitance of 3-Core Cables—Measurement of C_c and C_e —Current carrying capacity of underground cables—Thermal resistance—Thermal resistance of dielectric of single-core cable—Permissible current loading—Types of cable faults—Loop tests for location of faults in underground cables—Murray loop test—Varley loop test.

(x)

12. Distribution Systems— General **300—309**

Distribution System—Classification of Distribution Systems—A.C. Distribution—D.C. Distribution—Methods of obtaining 3-wire D.C. System—Overhead versus Underground System—Connection Schemes of Distribution System—Requirements of a Distribution System—Design Considerations in Distribution System.



13. D.C. Distribution **310—355**



Types of D.C. Distributors—D.C. Distribution Calculations—D.C. distributor fed at one end (concentrated loading)—Uniformly loaded distributor fed at one end—Distributor fed at both ends (concentrated loading)—Uniformly loaded distributor fed at both ends—Distributor with both concentrated and uniform loading—Ring Distributor—Ring main distributors with Interconnector—3-wire D.C. system—Current distribution in 3-wire D.C. System—Balancers in 3-wire D.C. system—Boosters—Comparison of 3-wire and 2-wire d.c. distribution—Ground detectors.

14. A.C. Distribution **356—373**

A.C. Distribution Calculations—Methods of solving A.C. Distribution Problems—3-phase unbalanced loads—4-wire, star-connected unbalanced loads—Ground detectors.



15. Voltage Control **374—386**

Importance of Voltage Control—Location of Voltage Control Equipment—Methods of Voltage Control—Excitation Control—Tirril Regulator—Brown-Boveri Regulator—Tap Changing Transformers—Autotransformer tap changing—Booster Transformer—Induction Regulators—Voltage control by Synchronous Condenser.



16. Introduction to Switchgear **387—395**

Switchgear—Essential features of Switchgear—Switchgear Equipment Bus-bar Arrangements—Switchgear Accommodation—Short circuit—Short circuit currents—Faults in a Power System.


17. Symmetrical Fault Calculations **396—421**

Symmetrical Faults on 3-phase system—Limitation of Fault current—Percentage Reactance—Percentage reactance and Base kVA—Short circuit kVA—Reactor control of short circuit currents—Location of Reactors—Steps for symmetrical fault calculations.



18. Unsymmetrical Fault Calculations **422—459**

Unsymmetrical Faults on 3-phase System—Symmetrical Components Method—Operator ' α '—Symmetrical Components in terms of Phase currents—Some Facts about Sequence currents—Sequence impedances—Sequence Impedances of Power System Elements—Analysis of Unsymmetrical Faults—Single Line-to-Ground Fault—Line-to-line Fault—Double Line-to-Ground Fault—Sequence Networks —Reference Bus for Sequence Networks.



19. Circuit Breakers **460—486**



Circuit Breakers—Arc Phenomenon—Principles of arc extinction—Methods of arc extinction—Important Terms—Classification of circuit breakers—Oil circuit breakers—Types of oil circuit breakers—Plain break oil circuit breakers—Arc control oil circuit breakers—Low oil circuit breakers—Maintenance of oil circuit breakers—Air blast circuit breakers—Types of air blast circuit breakers—SF₆ Circuit Breaker—Vacuum circuit breakers—Switchgear Components—Problems of circuit interruption—Resistance Switching—Circuit Breaker Ratings.

20. Fuses **487—496**

Fuses—Desirable Characteristics of Fuse Elements—Fuse element materials—Important Terms—Types of Fuses—Low voltage fuses—High voltage fuses—Current carrying capacity of fuse element—Difference between a fuse and circuit breaker.



(xiii)

21. Protective Relays **497—520**

Protective Relays—Fundamental requirements of Protective Relaying—Basic Relays—Electromagnetic Attraction Relays—Induction Relays—Relay timing—Important terms—Time P.S.M. curve—Calculation of relay operating time—Functional relay types—Induction type Over-current Relay—Induction type directional power Relay—Distance or Impedance relays—Definite distance type impedance relays—Time-distance impedance relays—Differential relays—Current differential relays—Voltage balance differential relay—Translay System—Types of Protection.



22. Protection of Alternators and Transformers **521—540**



Protection of Alternators—Differential Protection of Alternators—Modified Differential Protection for Alternators—Balanced Earth Fault Protection—Stator Interturn Protection—Protection of Transformers—Protective systems for transformers—Buchholz Relay—Earth fault or leakage Protection—Combined leakage and overload Protection—Applying Circulating current system to transformers—Circulating Current scheme for Transformer Protection.

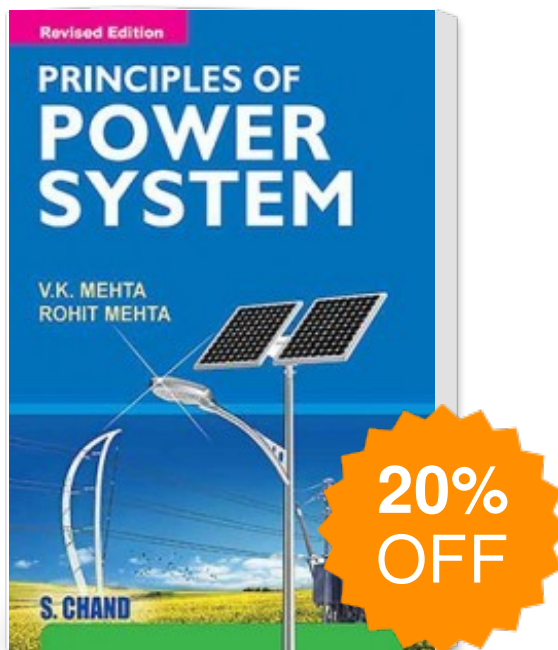
23. Protection of Bus-bars and Lines **541—551**

Bus-bar Protection—Protection of Lines—Time Graded Overcurrent Protection—Differential pilot-wire Protection—Distance Protection.



(xiv)

Principles of Power System (Multicolor Edition)



Publisher : SChand Publications ISBN : 9788121924962

Author : V K Mehta And
Rohit Mehta

Type the URL : <http://www.kopykitab.com/product/10365>



Get this eBook