

**FirstHome**

A step-by-step guide  
for first-time homebuyers

**Genworth**   
Canada

# A better way to homeownership

As Canada's largest private residential mortgage insurer, Genworth Canada has helped shape our country's strong and dynamic housing market. By providing mortgage default insurance to residential mortgage lenders, we make homeownership more accessible to first-time homebuyers like yourself.

As a company, we are committed to increasing financial literacy, while helping Canadians achieve the dream of homeownership sooner – and responsibly. We want

to help first-time homebuyers purchase homes they can comfortably afford today, and over the lifetime of their mortgage. That's what sustainability is about, and it's simply a better way to homeownership.

Genworth Canada resources such as this guide are designed to help homebuyers make financially sound choices. Our [homeownership.ca](https://www.genworth.com/homeownership.ca) website provides advice on every step of the home-buying process, from early-stage goal-setting and financial planning, to house hunting and financing, right up to closing day, moving in and feathering your nest. [Homeownership.ca](https://www.genworth.com/homeownership.ca) also features interactive tools to simplify the budgeting process for first-timers.

We invite you to check out the [homeownership.ca](https://www.genworth.com/homeownership.ca) site, join the conversation on social media, or contact us with any questions.

Are you eager to begin your journey to homeownership? **Turn the page, and let's get started!**





# CONTENTS



## Dreaming of homeownership

Determining if homeownership is right for you, and whether it's better to rent or buy

Rent vs Buy.....	2
Are you ready for homeownership?.....	3

## Financing

All about affordability, beginner budgeting, and Mortgages 101

Affordability.....	4
Budgeting.....	5
Mortgages 101.....	6

## House hunting

Finding the right pros, and locating the perfect home

Team building.....	8
Start hunting.....	9
House hunting checklist.....	10

## The buying process

Everything you need to know about the mortgage approval process

More on mortgages.....	12
Credit score basics.....	13

## Closing & moving in

Navigating the home stretch to home sweet #FirstHome

Purge and save.....	14
Closing costs.....	16
Moving day countdown.....	17
Home sweet #FirstHome.....	18
Help in difficult times.....	19
Kick off those #FirstHome goals.....	20

## Glossary

Mortgage terms every first-timer should know.....	22
---	----

# Rent vs Buy

## How to tell if homeownership is right for you

To buy or not to buy. It's a question many people struggle with. And, it's important to know if you truly want to own a home before you're firmly entrenched in the home-buying process.

Wondering if homeownership is right for you? **Here are some things to consider about renting versus buying.**

“

If you choose a home you can afford, the payoff can be great. When you make a mortgage payment each month, you build equity in a place of your own.

### RENTING PROS

#### ✓ It costs less

When budgeting for homeownership, you'll have to factor in more than your monthly mortgage payments. Consider condo maintenance fees and repair expenses, too. Tenants don't have to sweat those costs: they're the owner's responsibility.

#### ✓ Your money is more accessible

Homeowners have the satisfaction of knowing their property is likely to increase in value over time, but for the short-term, their major asset is on lockdown. If you need to sell your home during the first few years of homeownership, you could lose money given the various costs involved, such as REALTOR® fees and possible fees for breaking a mortgage. If ready access to your nest egg is important, it's better to keep renting.

### HOMEOWNERSHIP PROS

#### ✓ It's a sound investment

If you choose a home you can afford, the payoff can be great. When you make a mortgage payment each month, you build equity in a place of your own (unlike a rent payment). Equity is the difference between the value of the home and your outstanding mortgage. Assuming that your home continues to increase in value, then the longer you stay in your home (and the more payments you make), the more equity you'll have.

#### ✓ It's a first step

As you build up equity in your current home and comfort level in being a homeowner, it may be easier to move up to another home in the future.

#### ✓ It provides satisfaction and security

As a homeowner, you can decorate and renovate your home any way you like. You don't have that luxury as a renter. Owning a home also gives you the pride of ownership. Your family may also feel stronger ties to your community.

Ultimately, the decision to rent or buy is a personal one. Do what's right for you, at the time that's right for you.



# Are you ready for homeownership?

Take this simple quiz to find out if you're ready to start your #FirstHome journey

Read each question and answer it honestly. Then read the tip below it to get you on track for homeownership.

**Q.** Are you familiar with the real estate market in your preferred neighbourhood?

Yes No

**TIP:** Start perusing [Realtor.ca](https://www.realtor.ca) well before your house hunt. You don't want any surprises when meeting a real estate agent and finding out homes in your preferred community are way out of your price range.

**Q.** Do you know how much you can afford to spend on your first home?

Yes No

**TIP:** Determine how much you can afford. Estimate your mortgage using Genworth Canada's [What Can I Afford? Calculator](#), which factors your income, debt and other expenses into mortgage and monthly payment amounts.

**Q.** Have you saved enough for at least a 5% down payment towards your first home?

Yes No

**TIP:** Conventional mortgages require a down payment of 20% of the purchase price. With Genworth Canada mortgage insurance products, you can buy with as little as 5% down.

**Q.** Do you have a regular income source, whether you are salaried or self-employed?

Yes No

**TIP:** Genworth Canada's Business For Self Program is geared at self-employed borrowers. If you've got a two year history of managing your credit and finances responsibly, you can qualify without traditional income verification.

**Q.** Do you have a credit history?

Yes No

**TIP:** Lenders look at credit history to determine if someone is a reliable borrower. If you don't have a credit card, establish good credit by acquiring a credit card. Use it for small purchases and pay off the full balance each month.

**Q.** Do you have a healthy credit score?

Yes No

**TIP:** Poor credit makes it harder to get mortgage approval. Always meet your monthly minimum payments on time, but don't stop there. Be aggressive about clearing your credit card debt, or at least bringing each credit card balance to under 35% of its credit limit. If you're recovering from bankruptcy, apply for a secured card to help re-establish a pattern of responsible borrowing.

**Q.** Have you got a handle on your consumer debt?

Yes No

**TIP:** A high debt load could hinder your ability to meet your financial obligations. Your monthly debt repayments (housing, car, credit cards, lines of credit, etc.) should not exceed 40% of your household's gross monthly income. If you're carrying more than that, be aggressive about paying it down so you're set up for success when you start your homeownership journey.

# Affordability

*Affordability.* It's a word that gets tossed around a lot when people talk about homeownership, but what does it really mean? *Affordability* is a term that's both quantifiable (lending institutions use a formula) and a little bit subjective (lifestyle considerations factor in, too). Here's what you need to know about affordability, and what it means for you.



## Debt service ratios

For lending institutions and mortgage insurers, affordability is assessed by your gross debt service ratio and total debt service ratio.

### Gross debt service (GDS) ratio

Homeownership costs (mortgage payments, property taxes, heating and, if applicable, 50% of condo fees), relative to household income.

### Total debt service (TDS) ratio

Homeownership costs (as outlined above) plus debt payments (credit cards, lines of credit, student loans, car loans, etc.), relative to household income.

To qualify for mortgage insurance (mandatory for any home purchase with a down payment of less than 20% of the cost of the home), the highest allowable GDS ratio is 39% and the highest allowable TDS ratio is 44%.

### Lifestyle expenses

Key household costs should also be considered. While they don't affect debt service ratios, these expenditures should be included in your own budget calculations, as they add up to a large chunk of income:

- Groceries
- Child care
- Mobile phone
- Internet
- Clothing
- Entertainment
- Memberships
- Kids' extracurricular activities

Household expenses change over time. Are there any areas where you could cut back? Or will some expenses disappear, such as when a car is paid off, or when a child leaves daycare for full-time school?

## What first-time homeowners need to know about responsible homeownership

### Set a budget you can afford

Between the numbers-driven debt service ratios used by banks, trust companies and mortgage insurers and the discretionary lifestyle expenses that also affect your bottom line, you'll find what affordability means for you.

### NEXT STEPS

Speak with a mortgage professional or financial planner to determine how much mortgage you can comfortably carry. This will help you assess your financial fitness and also help you set realistic goals on an achievable timeline.

### CALCULATOR TIP

## How much house can you afford?

Genworth Canada's **What Can I Afford? Calculator** helps you estimate the mortgage amount you may qualify for from your bank or another lender.

### What Can I Afford?

You can afford a \$232902 mortgage

Income	<input type="range" value="50000"/>	50000 /yr
Debt Payments	<input type="range" value="0"/>	0 /mo
Rate	<input type="range" value="5.34"/>	5.34 %
Amortization	<input type="range" value="25"/>	25 yr
Heating	<input type="range" value="100"/>	100 /mo
Condo Fee	<input type="range" value="0"/>	0 /mo
Property Tax	<input type="range" value="1500"/>	1500 /yr

[homeownership.ca/calcs](http://homeownership.ca/calcs)

# Budgeting

## Saving for a down payment

Your home may well be the biggest purchase you'll ever make. Most Canadians take on a mortgage so they can stretch payment out over many years. The good news is you won't have to save the full \$494,000 (the national average home price in February 2018, according to the Canadian Real Estate Association) to get into your first home. You'll have to save, at bare minimum, 5 per cent of that, or \$24,700. And don't forget to add closing costs. Here are a bunch of ways to grow your nest egg:

- ✓ Work hard; rack up accomplishments; ask for a raise.
- ✓ Earn a second income with a side gig or freelance work.
- ✓ Save cash gifts from relatives.
- ✓ Start a budget. Use budgeting apps to stay on-track with your financial goals.
- ✓ Save on gas and parking by walking, cycling or taking public transit.
- ✓ Put your gym membership on hold and exercise outdoors during warmer months.

- ✓ Cut your cable or satellite TV.
- ✓ Negotiate discounts with your insurance providers.
- ✓ Ask your mobile provider for a better deal. Ditch that landline.
- ✓ Cancel your cell phone and use VoIP (Voice over Internet Protocol) for free long distance.
- ✓ Pack your lunch.
- ✓ Drink office coffee, not coffee shop coffee.
- ✓ Eat at home more often.
- ✓ Buy groceries using a shopping list. Never shop when you're hungry.
- ✓ Buy (and save big) in bulk (divide bulk purchases with friends).
- ✓ Save money in your RRSP to dissuade impulse shopping. (You'll be eligible to withdraw up to \$25,000 from your RRSP to buy or build your first home, under the federal government's Home Buyer's Plan).
- ✓ Get a roommate.
- ✓ Downsize to a smaller rental.
- ✓ Move in with your parents.
- ✓ Rent in a cheaper part of town (if it won't boost transportation costs).
- ✓ Nix that storage unit rental. Sell the contents.
- ✓ Join a trading group so you can swap, not shop, for a variety of items.
- ✓ Unclutter your home and sell items for fast cash.
- ✓ Pay yourself first: Set up biweekly automatic transfers from your checking account to your savings account.
- ✓ Eliminate your credit card debt. Stop paying interest on a balance!
- ✓ Catch up with friends over a walk, not cocktails.
- ✓ Don't buy books or e-books. The library lends both.
- ✓ Say no to luxury vacations and yes to staycations (at least for now).

“

Saving takes discipline, sacrifice and hard work: the payoff is priceless!





# Mortgages 101

## Mortgage basics for first-time homeowners

### Mortgage pre-approval

Getting ready to buy? Don't start your house hunt without mortgage pre-approval. Pre-approval allows you to move fast and put in an offer – crucial in competitive housing markets. We look at mortgages in more detail in our "Buying Process" section, on pages 11-12, so let's focus on the basics here: mortgage pre-approval and why it matters.

#### **Q:** What is mortgage pre-approval?

**A:** A pre-approved mortgage indicates a lending institution has vetted you for a specific mortgage amount after investigating your financials, including your income and credit rating. You'll know your spending ceiling, your interest rate, and how much your monthly payments will cost. Mortgage pre-approval is the first step in the mortgage approval process.

#### **Q:** Is my pre-approved mortgage a guaranteed mortgage?

**A:** No. Mortgage pre-approval is not the same thing as final approval on a mortgage. If you make an offer on a property, the lender will take additional steps before giving their final approval:

- The home's value will be assessed to ensure the purchase price is not over fair market value;
- Your application will be updated with details specific to the property, including its purchase price and the mortgage product you selected;
- Your credit score, income, employment and debt will be re-verified.

For home purchases with less than a 20% down payment, mortgage insurance is required. The final mortgage can't be signed off on without property approval by a mortgage insurer such as Genworth Canada.



### Borrower qualifications

Under federal mortgage rules, all borrowers must pass a financial stress test of 200 basis points above their contracted rate (or the 5-year Bank of Canada Benchmark Rate: whichever is higher) to qualify for a mortgage. Aspiring homebuyers will find it harder to qualify for the same mortgage amount they would have in the past. Plan for this by revising your expectations: save a larger down payment or look for a lower priced home.



# Lock into a good mortgage rate

Mortgage pre-approval locks in a lender's mortgage rate for a specified period – often 60, 90 or 120 days – while you house hunt. With rising interest rates this is a good way to lock in a rate. Don't worry: if mortgage rates decrease, you can still access those.





# Team building

## Meet the pros who'll help you buy your #FirstHome

Thinking about purchasing your first home? Now's the time to start assembling your real estate team. These are the professionals whose expert knowledge will help focus your house hunt, seal the deal and get you the keys to your first home.



### PRO: REALTOR® or real estate agent

**Pro skills:** From background intel on neighbourhoods to the lowdown on brand-new listings, they will help you zero in on homes, set up viewings and walk you through each one. Once you're ready to make an offer, they'll negotiate for you and draft your offer to purchase.

**Pro tip:** Consider whether you want a one-on-one relationship with a specific REALTOR® or real estate agent or would prefer the efficiency of a multi-salesperson REALTOR® team.



### PRO: Mortgage specialist or broker

**Pro skills:** With their expertise in different mortgage options, these financial experts determine how much home you can afford and prepare your loan documents.

**Pro tip:** A mortgage specialist works for a lending institution, while an independent mortgage broker is unaffiliated with any one lender. Mortgage specialists can bundle your mortgage with other products (i.e., car loan, line of credit) from their bank or credit union, while mortgage brokers focus solely on mortgages from a variety of different lenders.



### PRO: Home inspector

**Pro skills:** These home experts can save you money and stress by identifying significant problems in a property. These issues may warrant revising your offer – or to rescind it altogether.

**Pro tip:** There is no national certification or accreditation organization for this profession, so ask local friends, colleagues or your REALTOR® or real estate agent for recommendations.



### PRO: Real estate lawyer or notary

**Pro skills:** Real estate lawyers (or notaries, in Quebec) will review the purchase agreement, help negotiate any modifications, prepare the closing documents, do crucial research on the property and liens; fact-check legal descriptions of the building and lot; and collect, hold in trust and disburse fees associated with buying a property. Your lawyer ensures that everything from the down payment to the taxes to the mortgage funds gets paid out appropriately.

**Pro tip:** Find a real estate lawyer or notary with expertise in your home type, whether it's a condo, freehold property or detached house. Legal issues vary between each housing type.

# Start hunting

## Finding the right home for your budget

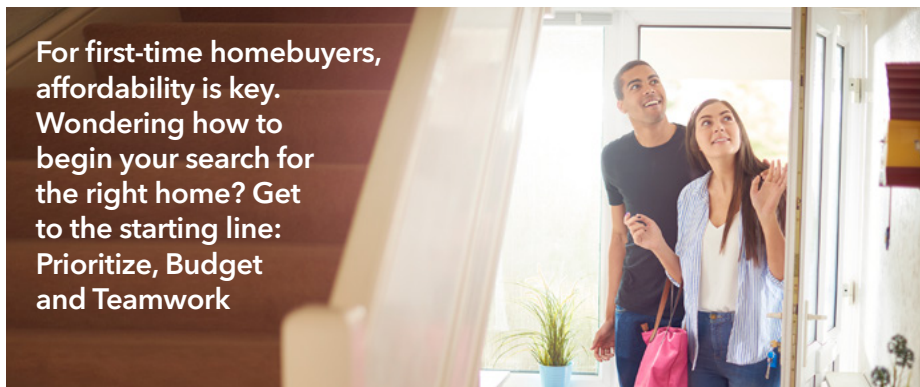
### CALCULATOR TIP

## How much will your monthly mortgage payments cost?

Genworth Canada's **Mortgage Payment Calculator** helps you compare different mortgage factors, including amount, amortization, rates and payment frequency.

The screenshot shows a web-based calculator interface. At the top, it says "Payment Calculator". Below that, it displays "Your monthly payment is \$1315". There are four sliders: "Mortgage" set to 250,000, "Amortization" set to 25 years, "Rate" set to 4.00%, and "Payment Frequency" set to Monthly.

homeownership.ca/calcs



For first-time homebuyers, affordability is key. Wondering how to begin your search for the right home? Get to the starting line: Prioritize, Budget and Teamwork

### Prioritize

Itemize what's most crucial to your household. Here are some key issues to consider:

#### Size & space

**Consider:** Spatial needs now... and in three to five years' time.

#### Lifestyle

**Consider:** Indoor and outdoor maintenance and upkeep; luxury condo amenities versus lower maintenance fees.

#### Community

**Consider:** School catchment areas, proximity to churches/temples/mosques, etc.

#### Transportation

**Consider:** Parking, proximity to public transit, walk-ability, bike-friendliness.

#### Recreation

**Consider:** Proximity to trails, parks and rec centres; access to condo gym or swimming pool.

**Tip:** Differentiate between must-haves and nice-to-haves. You may not find your entire wish list on a starter-home budget, so it's important to know your priorities.

### Budget

Sit down with your partner to assess your household income, debts, savings and investments. Use Genworth Canada's [What Can I Afford? Calculator](#) to find a ballpark mortgage amount. After determining your home's expected carrying costs (mortgage payments, taxes, heating, etc.), work out a monthly "new homeowners'" budget, and start living on it now to determine if it's sustainable. If not, you may have to consider buying at a lower price point.

### Teamwork

Ready to kick off your house hunt? Let your team know all systems are go. If you don't have your team assembled, work on that now. See page 7 for suggestions on building a solid team. Once you're in the market, you need to be ready to pounce when the right house comes up.




# House hunting checklist


Stay focused on the hunt with our convenient score sheets

<p><b>GENERAL INFORMATION</b></p>	<h3>Home 1</h3> <p>Address</p> <p>Asking price    Offer    Lot size</p> <p>Home type    Square Footage    Occupancy Date</p> <p># Bedrooms    # Bathrooms    Parking</p>	<h3>Home 2</h3> <p>Address</p> <p>Asking price    Offer    Lot size</p> <p>Home type    Square Footage    Occupancy Date</p> <p># Bedrooms    # Bathrooms    Parking</p>
	<p>Property taxes    Other (school taxes, condo fees, etc.)</p> <p>Heating    Electricity    Water</p>	<p>Property taxes    Other (school taxes, condo fees, etc.)</p> <p>Heating    Electricity    Water</p>
	<p><b>NEIGHBOURHOOD</b></p> <p>Condition of other homes    Location - Distance to: Work</p> <p>Desirability    Shopping</p> <p>Traffic    Schools</p> <p>Noise    Playgrounds</p> <p>Pollution    Public Transportation</p> <p>Plans for future construction / developments    Highways</p> <p>Place of Worship</p>	<p>Condition of other homes    Location - Distance to: Work</p> <p>Desirability    Shopping</p> <p>Traffic    Schools</p> <p>Noise    Playgrounds</p> <p>Pollution    Public Transportation</p> <p>Plans for future construction / developments    Highways</p> <p>Place of Worship</p>


# House hunting checklist



LOT



EXTERIOR



INTERIOR

## Home 1 \_\_\_\_\_

### Landscaping

### Fencing

type / condition

### Patio / Terrace / Deck

### Special Features

e.g. pool, trees...

### Finish

- Brick     Siding  
 Wood     Stucco  
 Bad     Avg.     Good

### Foundation

- Bad     Avg.     Good

### Driveway

type

### Roof

- Bad     Avg.     Good

### Windows

- Bad     Avg.     Good

### Doors

- Bad     Avg.     Good

### Garage

### Impression

- Bad     Avg.     Good

### Floors

- Bad     Avg.     Good

### Living Room

### Kitchen

type / appliances /  
cupboard space

### Other Bedrooms

# / sizes / storage

### Basement

condition / status

### Heating System

type

### Electric System

amps / wiring

### Walls & Ceilings

- Bad     Avg.     Good

### Lighting

- Bad     Avg.     Good

### Dining Room

### Master Bedroom

size / features

### Bathrooms

# / type / locations

### Other Features

e.g. air conditioning,  
fireplace

## Home 2 \_\_\_\_\_

### Landscaping

### Fencing

type / condition

### Patio / Terrace / Deck

### Special Features

e.g. pool, trees...

### Finish

- Brick     Siding  
 Wood     Stucco  
 Bad     Avg.     Good

### Foundation

- Bad     Avg.     Good

### Driveway

type

### Roof

- Bad     Avg.     Good

### Windows

- Bad     Avg.     Good

### Doors

- Bad     Avg.     Good

### Garage

### Impression

- Bad     Avg.     Good

### Floors

- Bad     Avg.     Good

### Living Room

### Kitchen

type / appliances /  
cupboard space

### Other Bedrooms

# / sizes / storage

### Basement

condition / status

### Heating System

type

### Electric System

amps / wiring

### Walls & Ceilings

- Bad     Avg.     Good

### Lighting

- Bad     Avg.     Good

### Dining Room

### Master Bedroom

size / features

### Bathrooms

# / type / locations

### Other Features

e.g. air conditioning,  
fireplace

# More on mortgages

## Understanding the mortgage underwriting process

As we discussed earlier in this guide, mortgage pre-approval should be one of the first steps you take in your homeownership journey. While pre-approval indicates the amount of mortgage you are qualified for, your lender has final say on approving you for up to that amount, for the purchase of a specific property.

Mortgage underwriting is the process by which a lender assesses two things:

1. A mortgage applicant's creditworthiness for a mortgage loan;
2. Whether a particular property is appropriate collateral for that loan.

Let's say you've been pre-approved for a \$450,000 mortgage and start your house hunt. You find a house for \$445,000 that checks off all the right boxes and you put an offer on it. Now the insurance underwriters go to work:

**YOU:** Will have your credit report, employment and financials re-checked to ensure you're likely to meet your mortgage obligations.

**THE PROPERTY:** Will undergo a property assessment to ensure \$445,000 is fair market value for a property of this type, in this particular area.

It is always best to speak to a mortgage professional about your personal circumstances to ensure a smooth process.

### Tips for smooth approvals



It's important to hire a mortgage professional to guide you through the home-buying process, and to help streamline the approval process.

Prepare for your meeting with the professional by bringing the following documentation with you:

- Valid government-issued photo ID with your current address.
- List of debts and financial obligations.
- A letter of employment from your current employer which includes income.
- Other forms of income documentation (i.e., recent pay stubs, bank deposit statements, Notices of Assessment, etc.)

- Proof of down payment (if your down payment includes a gift, you may need a letter stating it is a gift and not a loan).
- Proof of savings & investments:
  - Proof of assets such as vehicles, cottages, boats, etc.
  - Proof of ability to pay closing costs
  - Information about any spousal or child support payments and separation agreements
  - Disclosure of all real estate currently owned
- If you are self-employed or have a variable income, the last two years T1 General supported by the corresponding Notice of Assessment would **typically** be required.

Documentation needs may vary depending on your financial situation, so ask your mortgage professional what to bring to your meeting.



# Credit score basics

## Saving for a down payment

Your credit score is a three-digit number that is a prediction, based on statistics, of your credit risk at a specified point in time. The higher your score, the more likely you are to be approved for a mortgage – and at a better interest rate. Here's the lowdown on credit scores:

### Factors that affect your credit score:

- Debt
- Payment history
- How much available credit is in use

- Length of credit history
- Number of new credit accounts opened or inquired about
- Mix of credit types

### Factors that do not hurt your credit score:

- Shopping for the best interest rate
- Carrying a balance (limit it to 35% of your overall credit limit)
- Ordering a copy of your credit report

### How to improve your credit score:

- Pay your bills on time
- Pay off or pay down credit card balances

Order a copy of your credit report from consumer credit agencies Equifax or TransUnion. Check your credit report once a year to ensure the report is accurate. Mistakes can be made, so ensure that your information is correct. Contact the agency if you see an error, so it doesn't negatively impact your credit score.

## Insurance assurance

About to close on your first home? Be aware of changing insurance needs. Here are three common insurance types many first-time homeowners need:

### Mortgage default insurance

**Who needs it:** Anyone with a high-ratio mortgage. That's you if you purchased your home with a down payment of less than 20 per cent of the purchase price. Ask your lender for details on mortgage insurance from Genworth Canada.

**Who doesn't:** Buyers who make a down payment of 20 per cent or more.

### Homeowners' or condo insurance

**Who needs it:** All homeowners, as it covers your property and contents against fire, water

damage, theft and other forms of damage. It also protects you if someone gets injured on your property. Condo insurance is similar but tailored to condo ownership (i.e., shared common areas and amenities).

**Who doesn't:** Non-homeowners

### Tenants' insurance (aka contents insurance)

**Who needs it:** Your tenants, if you rent out an income suite. It protects their contents, but more importantly to you, as landlord, it covers their liability for property damage caused by their negligence (i.e., a fire triggered by a pan left on the stove, flooding caused by an overflowing bathtub). Include a clause in the lease stipulating tenants must purchase this coverage.

**Who doesn't:** Homeowners without tenants.

## CALCULATOR TIP

### How much will mortgage insurance cost?

Genworth Canada's **Premium Calculator** helps you calculate the mortgage insurance premium on Genworth Canada products. Use this calculator if you'll be making your home purchase with a down payment of less than 20 per cent of the purchase price.

**Premium Calculator**

Your premium is **\$9500**  
Your total loan amount is **\$247000**

Homebuyer 95

Purchase: 250000  
Downpayment: 12500

[homeownership.ca/calcs](http://homeownership.ca/calcs)

# Purge and save

Moving expenses can put an unexpected strain on your #FirstHome budget. They are a significant closing costs line item, as much as \$2,000 to \$6,000, depending on your belongings, the distance and season of your move, and other variables. But cutting moving expenses can be relatively painless – if you do it right.

Saving with a discount mover can be risky. News reports and crowdsourced review sites often mention unscrupulous fly-by-night movers who scam budget-minded households by “holding belongings hostage,” until you pay a higher than agreed price, theft, refusing to pay for damaged goods, or even failing to show up on moving day.

Renting a truck or van and taking a DIY approach will save you big bucks – if you are willing to sweat and have some strong friends who can help. It’s considerably more stressful than hiring pros and, from a logistical perspective, best suited to small moves, such as to or from a studio or one-bedroom condo or apartment.





## Closing & moving in

But the most pain-free and effective method of cutting moving expenses may be one you haven't considered: simply moving way less stuff.

### Purge and save

By purging a lot of your furniture and personal effects, you'll cut down on moving expenses by doing the following:

- Having less property to move
- Paying less for packing services, if you go that route
- Reducing or eliminating the need for a storage facility rental
- Buying or renting fewer moving supplies
- Potentially earning extra cash (garage sale), which can be used to offset your moving expenses

Win-win-win, right? Start the downsizing well before your move, way before things get hectic.

### Purge big for bigger savings

Start by assessing your furniture, especially the largest, heaviest items. Maybe you have a beautiful oversize sofa. Will it complement your sleek micro-condo? Will it even fit through the door? And if not, should you spend \$150 per month to keep it in storage (because it probably won't fit in your tiny condo locker)?

Unless something is a valuable or sentimental investment piece, a smart first-timer move might be to sell off as much furniture as possible. Your savings can offset the cost of new items chosen specifically for your new home.

TV sets are another purge-worthy item. Flat-screen TVs can be finicky to pack and are easily damaged, making them a high-risk item to move. Why pay to move one, when you can sell it and avoid the hassle? You can replace it later, or join the growing number of North Americans who stream their fave shows to a computer or mobile device instead.

### Pack and eliminate

When it comes to smaller items, such as countertop appliances, clothes, personal collections and other objects, if it's been over a year since you've used something, you're better off without it. *Bye-bye, bread maker!*

One of the most efficient ways to edit your belongings is to pick one space at a time – a bedroom, closet or bookcase, for instance – and go on a decluttering blitz. Work with three large bins or trash bags. Dedicate one for packing, one for selling/donating (gently used items) and one for recycling/trash (not-so-gently-used items, damaged items).

Donating and selling have their own relative merits. Donating helps others while saving you time (drop off your donations and you're done!). Selling offsets moving costs but takes time, whether you throw a yard sale or advertise your items online. Another route is trading. Popular cash-free trading sites can help you save money if you swap that old bread maker for someone else's recently used moving supplies, for example.

**Remember:** The more you eliminate, the less you have to pack. Your net savings? Time, money, and moving day anxiety, too.

Finally, if you're asking yourself "should it stay or should it go?", err on the side of minimalism and let it go. Your new home will thank you.





# Closing costs

## Budget for these 10 additional homeownership costs

You've saved enough for a down payment, determined how much mortgage you can afford, allocated funds to DIY your fixer-upper into move-in condition. The costs don't end there. Avoid shortfalls by being prepared for these additional expenditures.

### 1. Home Inspection

**Average cost:** \$200 to \$500 per inspection

### 2. Legal Fees

**Average cost:** \$1,500+, including both fee and disbursements for title search fees, couriers and administration

### 3. Provincial Land Transfer Tax\*

**Average cost:** Varies by property value. For example: a \$500,000 home purchased in Ontario would incur land transfer tax of \$6,475.

**TIP:** First-time buyers in Ontario, B.C. and P.E.I. can apply for a rebate of up to \$2,000.

### 4. Provincial Land Title Transfer Fee\*\*

**Average cost:** Varies by province and property value. For example, a \$365,000 home purchased in Calgary would incur a land transfer fee of \$123, in Saskatchewan it would be \$1,095.

#### THREE SURPRISE HOUSE COSTS

1. Utility deposits
2. Home inspection-mandated upgrades
3. Home maintenance equipment (i.e., lawn mower, snowblower, etc.)

#### THREE SURPRISE CONDO COSTS

1. Special assessment charges
2. Rent due to condo-build delays
3. Occupancy fees due to building-registration delays

### 5. Provincial Mortgage Registration Fee\*\*\*

**Average cost:** Varies by province and mortgage amount. For example: on a \$300,000 mortgage, expect to pay \$110 in Alberta, and in Saskatchewan, \$150 (a flat rate that will cover you for up to four mortgage titles.)

### 6. Mortgage Insurance\*\*\*\*

**Average cost:** The premium on the total loan varies from 0.60% to 4.00%, depending on your percentage of loan-to-value and other features of your mortgage (the greater your down payment in relation to your home's cost, the lower the mortgage loan insurance premium).\*\*\*\*\*

### 7. Title Insurance

**Average cost:** Varies between houses and condos, and by property value: on a \$500,000 house, expect an average cost of \$325; for a \$500,000 condo, expect just \$150.

### 8. Adjustments on Seller's Prepaid Taxes or Utilities

**Average cost:** \$400 to \$700

### 9. Moving Expenses

**Average cost:** \$1,500 to \$5,000

### 10. Home Insurance

**Average cost:** \$1,000 to \$2,000 per year

\* Alberta and Saskatchewan excluded

\*\* Alberta and Saskatchewan only

\*\*\* Alberta and Saskatchewan only

\*\*\*\* Mandatory on high ratio mortgages (borrower's down payment is less than 20% of the home's purchase price)

\*\*\*\*\* Rates are subject to change

# Moving day countdown

Congratulations on your new home. Now it's time to get ready, set, and... move!

Things get hectic the closer you are to taking possession of your home, so the more you get done in the front end, the less stressed you'll be in the home stretch. Here's your pre-move to-do list.

## 3 Months Before Closing

**Get quotes from movers.** Schedule in-home estimates with professional movers.

## 2 Months Before Closing

**Book the movers.**

**Book the freight elevator at your condo.**

**Edit your belongings.** Less stuff makes for an easier move!

**Host a yard sale and drop off any donations.**

## 1 Month Before Closing

**Share your change of address.** Don't forget: your bank, credit card companies, insurance providers, newspaper and magazine subscriptions, doctor, dentist, lawyer and government offices (health card, driver's license, Canada Revenue Agency).

**Order mail forwarding.** Canada Post's mail forwarding service will redirect any mail sent to your old address to your new one.

**Return any cable or Internet equipment.**

**Prep kids.** Schedule farewell playdates, exchange new address info, and arrange child care for

young kids on moving day (less stress for you, safer for them!).

**Notify schools.** Inform old and new schools of the move.

**Transfer utilities.** Arrange for disconnection at your old home and set-up at your new home.

**Start packing.** Tackle out-of-season and non-everyday items first.

**Make travel plans.** If you'll be staying in a hotel, book it now.

**Make pet plans.** Book your boarder or pet sitter, so pets are safely out of the way on moving day.

**Cancel gym membership.** Or notify them of the address change.

**Use up fridge and pantry items.** Keep new groceries to a minimum.

## 1 Week Before Closing

**Pack and label your "last load" bins.** These contain everyday items for immediate access in your new home (toiletries, paper products, one change of clothes per person, etc.).

**Return any borrowed items.** And pick up anything you've loaned out.

**Clean the house.**

## 1 Day Before Closing

**Fill up your vehicle with gas.**

**Drop pets off at kennels or sitters.**

**Shut and lock all windows.**

**Gather all house keys and garage door openers.**

**Do a final cleaning and fridge clear-out.**

**Do a final walk-through.** Is everything packed? Check closets and cabinets.

**Get set!** One more sleep until "go time!"



# Home sweet #FirstHome

Make yourself at home with these personal touches



Here are some **quick fixes** guaranteed to make any home feel like your very own.

### Change the locks

Replace the deadbolt or have it re-keyed for security and peace of mind.

### Get it deep cleaned

Hire pros to deep-clean and detail your home before you move your possessions in.

### Refresh the mechanicals

Have your ducts, furnace and air conditioning unit professionally cleaned for a breath of fresh, odour-free and allergen-free air.

### Neutralize lingering odours

Place dishes of activated charcoal, also called activated carbon (available from aquarium stores), in musty, damp basements. Pour white vinegar down a stinky drain.

### Apply a coat of paint

Repaint your space with colours you love.



### Freshen the floors

Refinish scratched hardwood. Consider replacing worn carpet or laminate flooring. Add colour and texture with area rugs and runners.

### Clean the windows

A thorough cleaning will make your home look brighter and fresher.

### Brighten the lights

Screw in bright, energy-saving CFL bulbs. Consider upgrading dated lighting fixtures.

### Replace the switch plates

Or opt for energy-saving dimmer switches instead.

### Display your art & photos

Get your kids' masterpieces onto the fridge and deck out your mantel and walls with your fave artwork and photos! Now that you're in your own home, go wild and make it yours.



# Help in difficult times

## Genworth Canada's Homeowner Assistance Program

Sometimes unforeseeable events can have a devastating impact on our financial lives. Missed mortgage payments can threaten homeownership, so it's important to get help as soon as you need it.

Job loss, a reduction in hours at work, a marital situation or an illness in the family, are all examples of common life events that may impact a homeowner's ability to pay their mortgage.

[Genworth Canada's Homeowner Assistance Program](#) provides temporary assistance to those having [difficulty making mortgage payments](#). The help can be the difference between homeowners keeping their home or going into foreclosure.

After reviewing each case and speaking with the homeowner about their difficulties and their needs, Genworth Canada will discuss possible solutions, which include:

- Partial payments;
- Extending the amortization period;
- Recapitalization;
- Or a combination of these solutions.

There are no fees, charges, or costs for any service we provide for the homeowner, as long as they have a Genworth Canada insured mortgage. In rare cases, if the assistance isn't enough to save the home in question, owners can get help selling the property, keeping the most money possible in their pocket.

Fortunately, in most instances, the team is able to provide enough assistance to get homeowners back on their feet.

Since 1995, Genworth Canada's Homeowner Assistance Program has helped 45,000 families stay in their homes.



### 3 ways to cope with financial hardship

- 1. Know your mortgage payment dates.** Make sure there's money in your account to cover them.
- 2. Look – and plan – ahead.** If you think you might face some financial turmoil in the near future, be proactive and seek help. Don't be so embarrassed that you miss out on available help.
- 3. Get in touch with your lender right away.** The earlier we're aware the greater the chance that we can find a solution and prevent the mortgage from going into arrears.

# Kick off those #FirstHome goals

Take Genworth Canada & Homeownership.ca on your homeownership journey

Buying your #FirstHome is an exciting – and occasionally confusing – time. As Canada’s largest private residential mortgage insurer, Genworth Canada is dedicated to making homeownership more accessible to first-time buyers. We hope this step-by-step guide has taken some of the mystery out of the home-purchasing process.

If you’re eager to learn more, visit [homeownership.ca](http://homeownership.ca).

[Homeownership.ca](http://Homeownership.ca) offers education, tools and resources for every step of the homeownership journey, from “[Dreaming of Homeownership](#)” to “[Closing & Moving In](#)”.

You’ll find articles, interactive calculators, videos and more,

plus online access to our Homebuyer’s guide.

You can also follow us on social media for exciting tips, trends and homeownership advice.

Homeownership is an amazing accomplishment, and we wish you all the luck in the world as you embark on the life-changing journey to your #FirstHome.







# Mortgage glossary

## Mortgage terms every first-timer should know

**Getting started on your homeownership journey? Here's an A-Z guide to the key mortgage speak you'll be using in the weeks and months to come.**

### Amortization

The number of years it will take to pay off your mortgage through regular payments. Most mortgages, including Genworth Canada-insured mortgages, are amortized over 25 years.

### Appraised value

An official estimate of your proposed home's property value, as provided by an accredited real estate appraiser, who assesses factors including: the home's size, condition and comparable homes on the same street.

### Assuming a mortgage

Taking over the previous owner's (or builder's) mortgage when you buy a property.

### Buy down rate

This is the portion of the interest rate on a buyer's mortgage that you assume when they buy your home. If you're selling your home and the prospective buyer doesn't like the interest rate on their mortgage, you can offer to add a certain percentage of it onto your existing mortgage.

### Capped rate

An interest rate with a pre-determined ceiling – usually associated with a variable-rate mortgage.

### Closed mortgage

A mortgage that discourages pre-payment privileges (making extra payments beyond the agreement terms, to pay your mortgage off faster). Closed mortgages allow prepayment privileges of a limited percentage of your mortgage each year.

*See also: Open mortgage.*

### Closing costs

Costs that are in addition to the purchase price of a property and which must be paid on the closing date. Examples include legal fees, land transfer taxes, and disbursements.

### Conventional mortgage

A mortgage where the borrower is contributing more than 20% or more of the value of the property as the down payment.

### Convertible mortgage

A mortgage that you can change from short-term to long-term, depending on your financial needs.

### Debt service ratio

This amount shows the ratio of your household's debt payments to gross household income. Banks look at this when assessing how much money to loan you.

### Default

A homeowner is 'in default' when he or she breaks the terms of a mortgage agreement, usually by not making required mortgage payments or by not making payments on time.

### Down payment

The amount of money you provide as your initial payment to secure a mortgage. The **minimum down payment on a home is 5%**.

### Equity

The difference between the market value of a property and the amount owed on the property. This difference is the amount a homeowner actually owns outright.

### Fixed rate mortgage

The interest rate on this type of mortgage is locked in for the term. You'll pay the same installment each month for the term of your mortgage. *See also: Variable rate mortgage.*

### **Gross debt service (GDS) ratio**

The percentage of your gross monthly income that accounts for housing related payments (mortgage, property taxes and heating). To qualify for a mortgage, your GDSR should be 39% (or less) of your gross monthly income. *See also: Total debt service ratio.*

### **High ratio mortgage**

A mortgage where the borrower's down payment will be under 20% of the home's purchase price. High ratio mortgages require mortgage loan insurance. *See also: Low ratio mortgage.*

### **Home inspection**

A visual inspection of the major components of a home by a qualified individual, who will give the home buyer a true and unbiased picture of the home's condition.

### **Home insurance**

Insurance to cover both your home and its contents (also referred to as property insurance). This is different from mortgage life insurance, which pays the outstanding balance of your mortgage in full if you die.

### **Interest adjustment**

The amount of interest due between the date your mortgage starts and the date the first mortgage payment is calculated from. Sometimes there is a gap between the closing date of your home purchase and the first payment date of your mortgage.

### **Land transfer tax**

A tax that is levied (in some provinces) on any property that changes hands.

### **Legal fees and disbursements**

Some of the legal costs associated with the sale or purchase of a property. It is in your best interest to engage the services of a real estate lawyer (or a notary in Quebec).

### **Low ratio mortgage**

A mortgage where the borrower's down payment will be 20% or more of the home's purchase price. No mortgage default loan insurance is required. *See also: High ratio mortgage.*

### **Lump sum payment**

An extra payment that you make to reduce the amount of your mortgage. This is the same as pre-paying, which you cannot do if you have a closed mortgage.

### **Mortgage**

A loan that you take out in order to buy property. The collateral is the property itself.

### **Mortgagee/mortgagor**

Mortgagee is the lender; mortgagor is the borrower.

### **Mortgage broker**

A company or individual who helps the homeowner find the right financing to buy a property. A broker does not actually lend money but seeks out a lender and arranges the mortgage terms. This may include negotiating with the lender for the best possible deal for the homebuyer.

### **Mortgage default insurance**

Required if you are contributing between 5% and 20% of the value of the property as the down payment. Mortgage insurance protects lenders from payment default. It's mandatory on high ratio mortgages. For high ratio mortgages, lenders pay the insurance premium and it's passed on to you; pay it off as a lump sum or add it to your mortgage for monthly payments.

### **Mortgage life insurance**

This form of insurance pays the outstanding balance of your mortgage in full if you die. This is different from home or property insurance, which insures your home and its contents.

### **Mortgage term**

The length of time the interest rate is guaranteed for a mortgage. Mortgage terms normally range from six months to five years or more, after which you can repay the balance of the principal owing or re-negotiate the mortgage at current rates.

### **Moving expenses**

The cost of hiring packers, movers or renting a van.

### **Multiple Listing Service (MLS)**

A computerized listing of the properties available in your area, including information and pictures of each property.

### **Offer to purchase/conditional offer**

A written contract outlining the terms under which the buyer agrees to purchase the property. There may be conditions attached to the offer, for example: offer being subject to arranging the mortgage or selling a home.

### **Open mortgage**

If you want to pay off your mortgage faster, you can make as many "extra" payments of any amount as you wish, with no penalty. "Extra" payments are called prepayment. *See also: Closed mortgage.*

### **Penalty**

The amount of money charged for prepaying all, or some, of your mortgage.

### **PIT**

The principal, interest and taxes due on your mortgage.

### **Porting**

Transferring an existing mortgage from one home to a new home when you move. This is known as a "portable" mortgage.

### **Pre-approved mortgage certificate**

A written agreement that you will get a mortgage for a set amount of money at a set interest rate. Getting a pre-approved mortgage lets you shop for a home without worrying how you'll pay for it.

### **Pre-paid property tax and utility adjustments**

The amount you will owe if the person selling you the home has pre-paid any property taxes or utility bills. The amount to reimburse them will be calculated based on the closing date.

### **Pre-payment**

Repaying part of your mortgage ahead of schedule. Depending on your mortgage agreement, there may be a penalty for pre-paying.

### **Principal**

The amount you owe on the mortgage.

### **Property survey**

A legal description of your property and its location and dimensions. An up-to-date survey is usually required by your mortgage lender. If not available from the vendor, your lawyer can obtain the property survey for a fee.

### **Refinancing**

Increasing the amount of your current mortgage, at a new interest rate. The term of the new mortgage must be equal to or greater than the term remaining on your current mortgage.

### **Renewal/renewing**

Once the original term of your mortgage expires, you have the option of renewing it with the original lender or paying off all of the outstanding balance.

### **Sales taxes**

Taxes applied to the purchase cost of a property. Some properties are sales tax exempt (GST and/or PST), and some are not. For instance, residential resale properties are usually GST exempt, while new properties require GST. Always ask before signing an offer.



# Mortgage glossary

Page 4

## Service charges

The extra costs payable for hooking up hydro, gas, phone, etc., to a new address.

## Term

The length of time your mortgage agreement is valid, anywhere from 6 months to 10 years. After that term, you renegotiate your mortgage – or pay it off in full if you can!

## Total Debt Service (TDS) ratio

The percentage of your household's gross monthly income that goes toward housing costs (i.e., mortgage, property taxes, heating, etc.) plus your other debts and financing (i.e., car loans, credit cards, etc.). Banks use this calculation, along with your GDS ratio, when assessing your mortgage application.

[Genworth Canada programs require a TDS of no greater than 44%](#). See also: *Gross debt service (GDS) ratio*.

## Variable rate mortgage


A mortgage with an interest rate that changes with the market. The rate changes each month, so the portion of your monthly payment that goes towards interest may go up or down each month. But your total monthly payment will probably stay the same. See also: *Fixed rate mortgage*.







**Genworth**   
Canada

**Contact us**

 1-800-511-8888

 [homeownership.ca/fb](https://homeownership.ca/fb)

 [@GenworthCanada](https://twitter.com/GenworthCanada)

 [homeownership.ca/li](https://homeownership.ca/li)