

STONER
CORPORATION



FITTINGS & ACCESSORIES
CATALOG

2018/2019

PRESSURE GAUGES

- Stainless steel construction
- Easy to read
- Precision movement
- Color-coded gauge faces
- Glycerin-filled for vibration protection
- Built in Snubbers



PART NO.	DIAL SIZE		MOUNTING STYLE	CONNECTION TYPE	SCALE		GRADUATIONS		MAXIMUM OPERATING PRESSURE	
	in	mm			psi	bar	psi	bar	psi	bar
ACPG 35001003	4	100	Bottom	1/2 NPT Male	0-20k	1400	200	20	20k	1400
ACPG 35001005	4	100	Bottom	1/4 HP Female	0-40k	2750	500	50	40k	2750
ACPG 35001007	6	152	Bottom	1/4 HP Female	0-60k	4150	500	50	60k	4150
ACPG 35001025	4	100	Bottom	9/16 HP Male	0-40k	2750	500	50	40k	2750
ACPG 35001028	6	152	Bottom	9/16 HP Male	0-60k	4150	500	50	60k	4150

THREAD LUBRICANTS

Protect NPT threads on water jetting connections from galling or seizing up.



PART NO. GP 047

Parker® ThreadMate™ Thread Lubricant
2 oz. (57g) Tube

TEFLON® TAPE

Seals NPT threads and helps prevent leaks. Excellent for both plastic and metal pipe fittings.



PART NO. GPT 049-050

1/2 x 520" (1.27 x 1320 cm) Roll

PART NO. GP 037-025

1/4 x 520" (5.08 x 1320 cm) Roll

HOSE WHIP RESTRAINT

Perhaps the simplest and least expensive safety measure to implement, hose whip restraints prevent injury by restraining the hose in the event of an end fitting failure.

A hose whip restraint can be attached at any point where two hoses are joined, or to a pump's fluid end at the discharge side, or where a hose attaches to any piece of water jetting equipment.

NOTE: Proper installation is essential. Never exceed safe working load. Follow manufacturer's recommendations and ratings.



STEEL WHIP RESTRAINT

Manufactured from stainless high tensile wire rope with spring-loaded retainers for easy installation and removal.

21" (533 MM) • PART NO. ACWC SS-21



STEEL WHIP RESTRAINT

NYLON HOSE WHIP RESTRAINT

Made from durable strap with extra-heavy stitching. Fits any high pressure hose.

31" (787 MM) • PART NO. ACWC NY-31

44" (1118 MM) • PART NO. ACWC NY-44



NYLON HOSE WHIP RESTRAINT

LUBRICANTS

MSDS sheets are available for all lubricants.

LUBRICANT	PART NUMBER	QTY	DESCRIPTION
VISCOUS FLUID	BJ 048-X*	6 oz.	Synthetic Silicone Lubricant
AIR MOTOR OIL	GP 041	32 oz.	Almo 525/ISO 46/SAE 10
AUTO TRANS. FLUID	GP 042	32 oz.	Mercon®/Dexron® ATF
ANTI-SEIZE	GP 043	2 oz.	Blue Goop®
MOTOR OIL	GP 044	32 oz.	10W-40
GEARBOX LUBE	GP 046	32 oz.	80W-85W-90
THREAD SEALANT	GP 047	4 oz.	ThreadMate®
GREASE	GP 048	14 oz.	Synthetic Grease SHC 100


* Please specify "fast" or "slow" for the type of viscous fluid needed.



FLEX LANCES

Used for the cleaning of small diameter tubes such as those found in heat exchangers, condensers, and boilers.

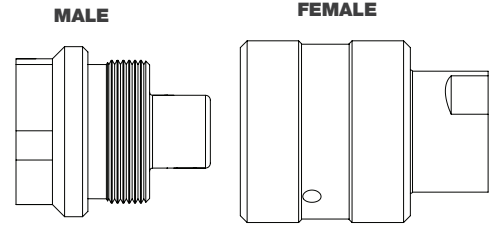
- Flex lances have a small minimum bend radius which allows them to pass through bends in the tubes.
- Stainless steel end fittings.
- Custom lengths and end fitting combinations are available upon request.



1/16 NPT THREADED LANCES	END FITTING 1	END FITTING 2	LENGTH		INSIDE DIAMETER		OUTSIDE DIAMETER		CRIMP DIAMETER		MAWP PSI / BAR		WEIGHT		MIN. BEND RAD	
			ft	m	in	mm	in	mm	in	mm	in	mm	psi	bar	lb/ft	kg/m
ACHO H32025F1/16	1/16 NPT Male	1/16 NPT Male	25	7.62	0.13	3	0.27	7	0.35	9	14500	1000	0.048	0.072	2.36	60
ACHO H32035F1/16	1/16 NPT Male	1/16 NPT Male	35	10.7	0.13	3	0.27	7	0.35	9	14500	1000	0.048	0.073	2.36	60
ACHO H32050F1/16	1/16 NPT Male	1/16 NPT Male	50	15.25	0.13	3	0.27	7	0.35	9	14500	1000	0.048	0.074	2.36	60
ACHO H42025F1/16	1/16 NPT Male	1/16 NPT Male	25	7.62	0.16	4	0.31	8	0.39	10.1	17400	1200	0.074	0.110	2.95	75
ACHO H42035F1/16	1/16 NPT Male	1/16 NPT Male	35	10.7	0.16	4	0.31	8	0.39	10.1	17400	1200	0.074	0.111	2.95	75
ACHO H42050F1/16	1/16 NPT Male	1/16 NPT Male	50	15.25	0.16	4	0.31	8	0.39	10.1	17400	1200	0.074	0.112	2.95	75
1/8 NPT THREADED LANCES	END FITTING 1	END FITTING 2	LENGTH		INSIDE DIAMETER		OUTSIDE DIAMETER		CRIMP DIAMETER		MAWP PSI / BAR		WEIGHT		MIN. BEND RAD	
			ft	m	in	mm	in	mm	in	mm	in	mm	psi	bar	lb/ft	kg/m
ACHO H42025F1/8	1/8 NPT Male	1/8 NPT Male	25	7.62	0.16	4	0.31	8	0.39	10.1	17400	1200	0.074	0.110	2.95	75
ACHO H42035F1/8	1/8 NPT Male	1/8 NPT Male	35	10.7	0.16	4	0.31	8	0.39	10.1	17400	1200	0.074	0.111	2.95	75
ACHO H42050F1/8	1/8 NPT Male	1/8 NPT Male	50	15.25	0.16	4	0.31	8	0.39	10.1	17400	1200	0.074	0.112	2.95	75
ACHO H52025F1/8	1/8 NPT Male	1/8 NPT Male	25	7.62	0.2	5	0.37	9.4	0.5	12.9	15080	1040	0.084	0.125	3.74	95
ACHO H52035F1/8	1/8 NPT Male	1/8 NPT Male	35	10.7	0.2	5	0.37	9.4	0.5	12.9	15080	1040	0.084	0.126	3.74	95
ACHO H52050F1/8	1/8 NPT Male	1/8 NPT Male	50	15.25	0.2	5	0.37	9.4	0.5	12.9	15080	1040	0.084	0.127	3.74	95
1/4 NPT THREADED LANCES	END FITTING 1	END FITTING 2	LENGTH		INSIDE DIAMETER		OUTSIDE DIAMETER		CRIMP DIAMETER		MAWP		WEIGHT		MIN. BEND RAD	
			ft	m	in	mm	in	mm	in	mm	psi	bar	lb/ft	kg/m	in	mm
ACHO H62025F1/4	1/4 NPT Male	1/4 NPT Male	25	7.62	0.25	6.3	0.45	11.5	.54	13.9	14500	1000	0.117	0.175	4.3	110
ACHO H62035F1/4	1/4 NPT Male	1/4 NPT Male	35	10.7	0.25	6.3	0.45	11.5	.54	13.9	14500	1000	0.117	0.176	4.3	110
ACHO H62050F1/4	1/4 NPT Male	1/4 NPT Male	50	15.25	0.25	6.3	0.45	11.5	.54	13.9	14500	1000	0.117	0.177	4.3	110
3/8 NPT THREADED LANCES	END FITTING 1	END FITTING 2	LENGTH		INSIDE DIAMETER		OUTSIDE DIAMETER		CRIMP DIAMETER		MAWP		WEIGHT		MIN. BEND RAD	
			ft	m	in	mm	in	mm	in	mm	psi	bar	lb/ft	kg/m	in	mm
ACHO H82025F3/8	3/8 NPT Male	3/8 NPT Male	25	7.62	0.32	8.1	.52	13.3	0.7	17.8	13500	900	0.134	0.200	5.12	130
ACHO H82035F3/8	3/8 NPT Male	3/8 NPT Male	35	10.7	0.32	8.1	.52	13.3	0.7	17.8	13500	900	0.134	0.201	5.12	130
ACHO H82050F3/8	3/8 NPT Male	3/8 NPT Male	50	15.25	0.32	8.1	.52	13.3	0.7	17.8	13500	900	0.134	0.202	5.12	130
TYPE M X NPT THREADED LANCES	END FITTING 1	END FITTING 2	LENGTH		INSIDE DIAMETER		OUTSIDE DIAMETER		CRIMP DIAMETER		MAWP PSI / BAR		WEIGHT		MIN. BEND RAD	
			ft	m	in	mm	in	mm	in	mm	psi	bar	lb/ft	kg/m	in	mm
ACHO H32035FTM1/16	9/16 Type M	1/16 NPT Male	35	10.7	0.13	3	0.27	7	0.35	9	14500	1000	0.048	0.074	2.36	60
ACHO H42035FTM41/16	9/16 Type M	1/16 NPT Male	35	10.7	0.16	4	0.31	8	0.39	10.1	17400	1200	0.074	0.112	2.95	75
ACHO H42050FTMS1/8	9/16 Type M	1/8 NPT Male	50	15.25	0.16	4	0.31	8	0.39	10.1	17400	1200	0.074	0.112	2.95	75
ACHO H42035FTM4HPS	9/16 Type M	1/4-28 Left Male	35	10.7	0.16	4	0.31	8	0.39	10.1	17400	1200	0.074	0.112	2.95	75
ACHO H42050FTM4HPS	9/16 Type M	1/4-28 Left Male	50	15.25	.16	4	.31	8	.39	10.1	17400	1200	0.074	0.112	2.95	75

SCREW TYPE QUICK CONNECT COUPLINGS – PARTEK

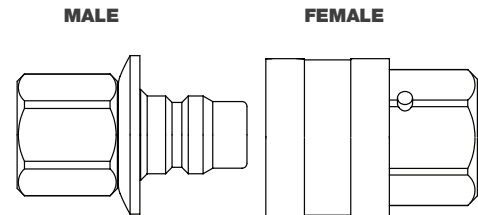
- Heavy duty stainless steel for high durability in waterblasting service
- Easy-grip texturing for hand-tight connections
- Interchangeable 3/4 and 1” NPT coupling halves
- Seal kits with O-ring and backup ring available



PART NO.	CONNECTION TYPE	COUPLING HALVES		SEAL KIT	RETAINING RING	MAX. OPERATING PRESSURE	
		Female	Male			psi	bar
GP 060-P6	3/8 NPT Female	GP 060-P6F	GP 060-P6M	GP 660-P8	GP 661-P8	15k	1000
GP 060-P8	1/2 NPT Female	GP 060-P8F	GP 060-P8M	GP 660-P8	GP 661-P8	15k	1000
GP 060-P12	3/4 NPT Female	GP 060-P12F	GP 060-P12M	GP 660-P12	GP 661-P12	12k	830
GP 060-P16	1” NPT Female	GP 060-P16F	GP 060-P16M	GP 660-P16	GP 661-P16	10k	690

LUG STYLE QUICK CONNECT COUPLINGS

- Quick connection to hoses and other components with retracting spring-loaded sleeve
- Safety pin prevents accidental disconnect
- Interchangeable 3/8 and 1/2 coupling halves
- High quality plated steel



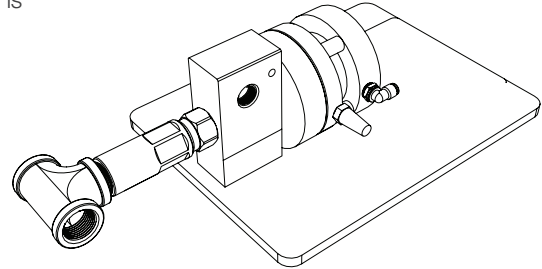
PART NO.	CONNECTION TYPE	COUPLING HALVES		MAX. OPERATING PRESSURE		SEAL KIT	O-RING	B/U RING
		Male	Female	psi	bar			
GP 160-P8	1/2 NPT Female	GP 160-P8F	GP 160-P8M	15k	1000	GP 665-P8	GP 665.1	GP 665.2

FITTINGS

15K AIR-OPERATED DUMP VALVES

The Air-Operated Dump Valve allows an operator to remotely control pressure in cleaning applications from 15,000 psi. When air is sent to the cylinder, the valve closes and allows the system to build pressure. The valve opens when the air is exhausted, reducing system pressure to near atmospheric.

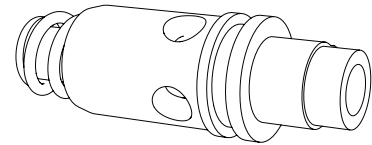
PART NO.	DESCRIPTION
ACDA 61001007	Dump Assembly, 15K Air Actuated W/Base Plate
ACDA 61010012	Foot Gun Assembly, 15K 1/2 NPT Dump Style
ACDA 61050014	Foot Gun Assy, 15K Air Actuated, High Flow, w/Base Plate
ACDU 61001006	Air Diverter Valve, 15K 1/2 W/O Base Plate



HIGH PRESSURE REPLACEMENT CARTRIDGES


Cartridge Style Design allows dump valve to be rebuilt in under a minute with no special tools.

PART NO.	DESCRIPTION	PRESSURE	
		psi	bar
ACRC 60010020	APS 15K, Hand/Foot, J/S 50902	15,000	1034
ACRC 60100004	15k GDWJ Hand/Foot, GDWJ 3102111	15,000	1034
ACRC 61020030	CF H/F Mag, J/S 52750	11,500	800
ACRC 61050012	10k, High Flow	20,000	690
ACRC 61050026	C-15 1in, J/S 53915	15,000	1034
ACRC 70010004	15k FDV/PRV, J/S 50234	15,000	1034
ACRC 70025000	15k/20k PRV/FDV Repair	15,000	1034



ACCESSORY O-RINGS FOR CARTRIDGES

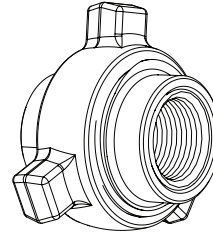
PART NO.	DESCRIPTION
ACOR 30001018	O-Ring 22-17046
ACOR 30001029	O-Ring
ACOR 30001120	O-Ring
ACOR 30001122	O-Ring J/S 26776
ACOR 30001218	O-Ring GDWJ 22-74207
ACOR 30003018BU	B/U Ring GDWJ 22-17047
ACOR 30003120BU	Back Up Ring
ACOR 30003122BU	Back Up Ring
ACOR 30003218BU	Back Up Ring



HAMMER UNIONS — PIPE THREAD (NPT)

- Stainless steel
- Feature large screw threads and heavy duty O-rings

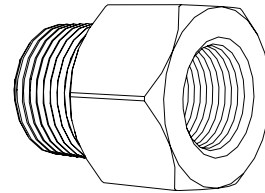
PART NO.	CONNECTION TYPE	SEAL	MAXIMUM OPERATING PRESSURE	
			psi	bar
GP 062-P12	3/4 NPT Female	GP 063-P12	15k	1000
GP 062-P16	1" NPT Female	GP 063-P16	15K	1000



REDUCING BUSHINGS — PIPE THREAD (NPT)

- Stainless steel

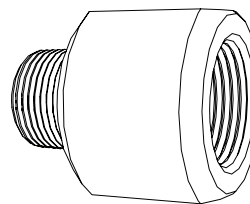
PART NO.	CONNECTION TYPES		MAXIMUM OPERATING PRESSURE	
	Connection 1	Connection 2	psi	bar
GP 051-P1P2	1/8 NPT Male	1/16 NPT Female	15k	1000
GP 051-P1P4	1/4 NPT Male	1/16 NPT Female	15k	1000
GP 051-P1P6	3/8 NPT Male	1/16 NPT Female	15k	1000
GP 051-P1P8	1/2 NPT Male	1/16 NPT Female	15k	1000
GP 051-P2P4	1/4 NPT Male	1/8 NPT Female	15k	1000
GP 051-P2P6	3/8 NPT Male	1/8 NPT Female	15k	1000
GP 051-P2P8	1/2 NPT Male	1/8 NPT Female	15k	1000
GP 051-P2P12	3/4 NPT Male	1/8 NPT Female	15k	1000
GP 051-P4P6	3/8 NPT Male	1/4 NPT Female	15k	1000
GP 051-P4P8	1/2 NPT Male	1/4 NPT Female	15k	1000
GP 051-P4P12	3/4 NPT Male	1/4 NPT Female	15k	1000
GP 051-P4P16	1" NPT Male	1/4 NPT Female	12k	830
GP 051-P6P8	1/2 NPT Male	3/8 NPT Female	15k	1000
GP 051-P6P12	3/4 NPT Male	3/8 NPT Female	15k	1000
GP 051-P6P16	1" NPT Male	3/8 NPT Female	12k	830
GP 051-P8P12	3/4 NPT Male	1/2 NPT Female	15k	1000
GP 051-P8P16	1" NPT Male	1/2 NPT Female	12k	830
GP 051-P12P16	1" NPT Male	3/4 NPT Female	12k	830
GP 051-P12P20	1-1/4 NPT Male	3/4 NPT Female	10k	700
GP 051-P16P20	1-1/4 NPT Male	1" NPT Female	10k	700



SWAGE REDUCERS

- Stainless steel

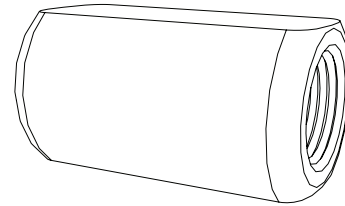
PART NO.	CONNECTION TYPES		MAXIMUM OPERATING PRESSURE	
	Connection 1	Connection 2	psi	bar
GP 059-P4P2	1/4 NPT Female	1/8 NPT Male	15k	1000
GP 059-P6P4	3/8 NPT Female	1/4 NPT Male	15k	1000
GP 059-P8P4	1/2 NPT Female	1/4 NPT Male	15k	1000
GP 059-P8P6	1/2 NPT Female	3/8 NPT Male	15k	1000
GP 059-P12P8	3/4 NPT Female	1/2 NPT Male	15k	1000
GP 059-P16P8	1" NPT Female	1/2 NPT Male	10k	700
GP 059-P16P12	1" NPT Female	3/4 NPT Male	10k	700



HEAVY DUTY COUPLINGS — PIPE THREAD (NPT)

- Heat-treated stainless steel

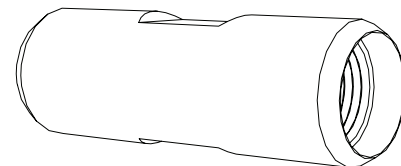
PART NO.	CONNECTION TYPES		MAXIMUM OPERATING PRESSURE	
	Connection 1	Connection 2	psi	bar
GP 052-P1P1	1/16 NPT Female	1/16 NPT Female	15k	1000
GP 052-P1P2	1/16 NPT Female	1/8 NPT Female	15k	1000
GP 052-P1P4	1/16 NPT Female	1/4 NPT Female	15k	1000
GP 052-P1P8	1/16 NPT Female	1/2 NPT Female	15k	1000
GP 052-P2P2	1/8 NPT Female	1/8 NPT Female	15k	1000
GP 052-P2P4	1/8 NPT Female	1/4 NPT Female	15k	1000
GP 052-P2P6	1/8 NPT Female	3/8 NPT Female	15k	1000
GP 052-P2P8	1/8 NPT Female	1/2 NPT Female	15k	1000
GP 052-P4P4	1/4 NPT Female	1/4 NPT Female	15k	1000
GP 052-P4P4-S	1/4 NPT Female	1/4 NPT Female	15k	1000
GP 052-P4P6	1/4 NPT Female	3/8 NPT Female	15k	1000
GP 052-P4P8	1/4 NPT Female	1/2 NPT Female	15k	1000
GP 052-P4P12	1/4 NPT Female	3/4 NPT Female	15k	1000
GP 052-P6P6	3/8 NPT Female	3/8 NPT Female	15k	1000
GP 052-P6P8	3/8 NPT Female	1/2 NPT Female	15k	1000
GP 052-P6P12	3/8 NPT Female	3/4 NPT Female	15k	1000
GP 052-P8P8	1/2 NPT Female	1/2 NPT Female	15k	1000
GP 052-P8P12	1/2 NPT Female	3/4 NPT Female	15k	1000
GP 052-P8P16	1/2 NPT Female	1" NPT Female	12k	1000
GP 052-P12P12	3/4 NPT Female	3/4 NPT Female	15k	1000
GP 052-P12P16	3/4 NPT Female	1" NPT Female	12k	830
GP 052-P16P16	1" NPT Female	1" NPT Female	12k	830
GP 052-P20P20	1-1/4 NPT Female	1-1/4 NPT Female	7.5k	520



SLIMLINE COUPLINGS

- Heat-treated stainless steel ideal for tube cleaning

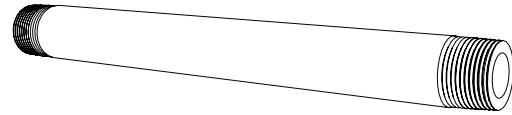
PART NO.	CONNECTION TYPES		MAXIMUM OPERATING PRESSURE	
	Connection 1	Connection 2	psi	bar
GP 052-P1P1-SL	1/16 NPT Female	1/16 NPT Female	10k	700
GP 052-P1P4-SL	1/16 NPT Female	1/4 NPT Female	10k	700
GP 052-P2P2-SL	1/8 NPT Female	1/8 NPT Female	10k	700
GP 052-P4P4-SL	1/4 NPT Female	1/4 NPT Female	10k	700
GP 052-P6P6-SL	3/8 NPT Female	3/8 NPT Female	10k	700
GP 052-P8P8-SL	1/2 NPT Female	1/2 NPT Female	10k	700
AF 073-P1P1-SL	1/16 NPT Female	1/16 NPT Female	15k	1000
AF 073-P2P2-SL	1/8 NPT Female	1/8 NPT Female	15k	1000
AF 073-P4P4-SL	1/4 NPT Female	1/4 NPT Female	15k	1000
AF 073-P6P6-SL	3/8 NPT Female	3/8 NPT Female	15k	1000
AF 073-P8P8-SL	1/2 NPT Female	1/2 NPT Female	15k	1000



FITTINGS

NIPPLES/STINGERS — PIPE THREAD (NPT)

- Stainless steel
- Additional lengths available upon request



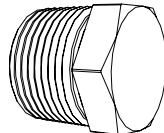
PART NO.	CONNECTION TYPE	O.D. IN/MM	I.D. IN/MM	MAXIMUM OPERATING PRESSURE		STOCK LENGTHS IN INCHES
				psi	bar	
SA 527-P1P1-XX	1/16 NPT	0.310/7.9	0.182/4.6	15k	1000	12, 18, 24, 36, 48
SA 325-P2P2-XX	1/8 NPT	0.405/10.3	0.215/5.5	15k	1000	12, 18, 24, 36, 49
SA 335-P4P4-XX	1/4 NPT	0.540/13.7	0.302/7.7	15k	1000	12, 18, 24, 36, 50
SA 347-P6P6-XX	3/8 NPT	0.675/17.1	0.415/10.5	15k	1000	4, 8, 10, 12, 18, 24, 36, 48
SA 356-P8P8-XX	1/2 NPT	0.640/21.3	0.534/13.6	15k	1000	3, 4, 6, 8, 10, 12, 18, 24, 36, 48
SA 366-P12P12-XX	3/4 NPT	1.05/26.7	0.614/15.6	15k	1000	3, 4, 5, 6, 12, 18, 22, 27, 30, 36, 40, 44, 53, 60
SA 376-P16P16-XX	1" NPT	1.315/33.4	0.599/15.2	12k	830	6, 8, 18

XX = Length in inches.

PLUGS — PIPE THREAD (NPT)

HEX HEAD

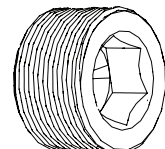
- Stainless steel



PART NO.	CONNECTION TYPE	MATERIAL	MAXIMUM OPERATING PRESSURE	
			psi	bar
AP2 002	1/8 NPT	Stainless	15k	1000
GP 026-P4SS	1/4 NPT	Stainless	15k	1000
GP 026-P6SS	3/8 NPT	Stainless	15k	1000
GP 025-P8C	1/2 NPT	Carbon	15k	1000
GP 026-P8SS	1/2 NPT	Stainless	15k	1000
GP 026-P12C	3/4 NPT	Carbon	15k	1000
GP 026-P12SS	3/4 NPT	Stainless	15k	1000
GP 026-P16SS	1" NPT	Stainless	15k	1000

SOCKET HEAD

- Stainless steel

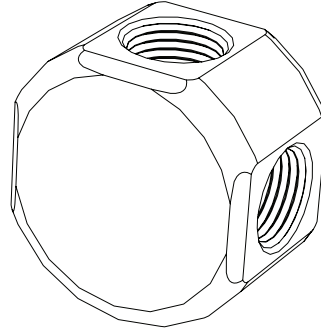


PART NO.	CONNECTION TYPE	MATERIAL	MAXIMUM OPERATING PRESSURE	
			psi	bar
GP 025-P1SS	1/16 NPT	Stainless	15k	1000
GP 025-P2SS	1/8 NPT	Stainless	15k	1000
GP 025-P4C	1/4 NPT	Carbon	15k	1000
GP 025-P4SS	1/4 NPT	Stainless	15k	1000
GP 025-P6SS	3/8 NPT	Stainless	15k	1000
GP 025-P8C	1/2 NPT	Carbon	15k	1000
GP 025-P8SS	1/2 NPT	Stainless	15k	1000
GP 025-P12C	3/4 NPT	Carbon	15k	1000
GP 025-P12SS	3/4 NPT	Stainless	15k	1000

WAFER TEES — PIPE THREAD (NPT)

- Stainless steel

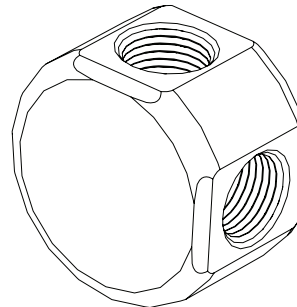
PART NO.	CONNECTION TYPE	MAXIMUM OPERATING PRESSURE	
		psi	bar
GP 030-P12	3/4 NPT Female	15k	1000
GP 030-P16	1" NPT Female	12k	830
GP 030-P8	1/2 NPT Female	15k	1000



90° WAFER ELBOWS — PIPE THREAD (NPT)

- Stainless steel

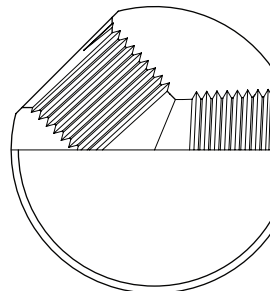
PART NO.	CONNECTION TYPE	MAXIMUM OPERATING PRESSURE	
		psi	bar
GP 050-P8P8	1/2 NPT Female	15k	1000
GP 050-P12P12	3/4 NPT Female	15k	1000
GP 050-P16P16	1" NPT Female	12k	830



45° WAFER ELBOWS — PIPE THREAD (NPT)

- Stainless steel

PART NO.	CONNECTION TYPES		MAXIMUM OPERATING PRESSURE	
	Connection 1	Connection 2	psi	bar
GP 050-P16P16-45	1" NPT Female	1" NPT Female	12k	830

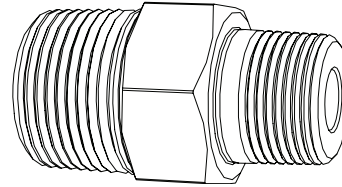


FITTINGS

HEX NIPPLES — PIPE THREAD (NPT)

- Stainless steel

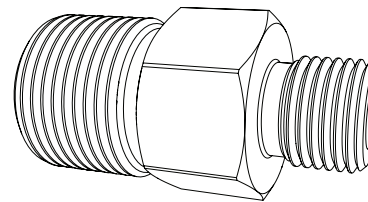
PART NO.	CONNECTION TYPES		MAXIMUM OPERATING PRESSURE	
	Connection 1	Connection 2	psi	bar
GP 055-P1P1	1/16 NPT Male	1/16 NPT Male	15k	1000
GP 055-P1P2	1/8 NPT Male	1/16 NPT Male	15k	1000
GP 055-P1P4	1/4 NPT Male	1/16 NPT Male	15k	1000
GP 055-P2P2	1/8 NPT Male	1/8 NPT Male	15k	1000
GP 055-P2P4	1/4 NPT Male	1/8 NPT Male	15k	1000
GP 055-P2P6	3/8 NPT Male	1/8 NPT Male	15k	1000
GP 055-P2P8	1/2 NPT Male	1/8 NPT Male	15k	1000
GP 055-P4P4	1/4 NPT Male	1/4 NPT Male	15k	1000
GP 055-P4P6	3/8 NPT Male	1/4 NPT Male	15k	1000
GP 055-P4P8	1/2 NPT Male	1/4 NPT Male	15k	1000
GP 055-P4P12	3/4 NPT Male	1/4 NPT Male	15k	1000
GP 055-P6P6	3/8 NPT Male	3/8 NPT Male	12k	830
GP 055-P6P8	1/2 NPT Male	3/8 NPT Male	15k	1000
GP 055-P6P12	3/4 NPT Male	3/8 NPT Male	15k	1000
GP 055-P8P8	1/2 NPT Male	1/2 NPT Male	12k	830
GP 055-P8P12	3/4 NPT Male	1/2 NPT Male	15k	1000
GP 055-P8P16	1" NPT Male	1/2 NPT Male	12k	830
GP 055-P12P12	3/4 NPT Male	3/4 NPT Male	12k	830
GP 055-P12P16	1" NPT Male	3/4 NPT Male	10k	700
GP 055-P16P16	1" NPT Male	1" NPT Male	10k	700



PIPE THREAD MALE (NPT MALE) TO TYPE M MALE ADAPTERS

- Stainless steel

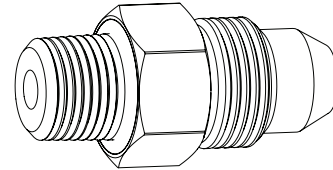
PART NO.	CONNECTION TYPES		MAXIMUM OPERATING PRESSURE	
	Connection 1	Connection 2	psi	bar
AF 060-P4	9/16 Type M Male	1/4 NPT Male	15k	1000
AF 060-P6	9/16 Type M Male	3/8 NPT Male	15k	1000
AF 060-P8	9/16 Type M Male	1/2 NPT Male	15k	1000
AF 060-P12	9/16 Type M Male	3/4 NPT Male	15k	1000
AF 061-P4	3/4 Type M Male	1/4 NPT Male	15k	1000
AF 061-P8	3/4 Type M Male	1/2 NPT Male	15k	1000
AF 061-P12	3/4 Type M Male	3/4 NPT Male	15k	1000
AF 063-P8	1" Type M Male	1/2 NPT Male	15k	1000
AF 063-P12	1" Type M Male	3/4 NPT Male	15k	1000
AF 063-P16	1" Type M Male	1" NPT Male	12k	830
AF 064-P12	1-5/16 Type M Male	3/4 NPT Male	15k	1000
AF 064-P16	1-5/16 Type M Male	1" NPT Male	12k	830



PIPE THREAD MALE (NPT MALE) TO MEDIUM PRESSURE (MP) MALE ADAPTERS

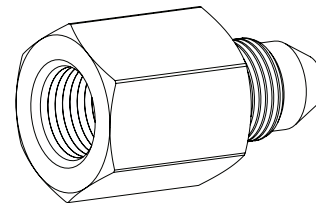
- Stainless steel

PART NO.	CONNECTION TYPES		MAXIMUM OPERATING PRESSURE	
	Connection 1	Connection 2	psi	bar
AF 068-MP6P4	3/8 MP Male	1/4 NPT Male	15k	1000
AF 068-MP6P6	3/8 MP Male	3/8 NPT Male	15k	1000
AF 068-MP6P8	3/8 MP Male	1/2 NPT Male	15k	1000
AF 068-MP9P4	9/16 MP Male	1/4 NPT Male	15k	1000
AF 068-MP9P6	9/16 MP Male	3/8 NPT Male	15k	1000
AF 068-MP9P8	9/16 MP Male	1/2 NPT Male	15k	1000
AF 068-MP9P12	9/16 MP Male	3/4 NPT Male	15k	1000
AF 068-MP9P16	9/16 MP Male	1" NPT Male	12k	830
AF 068-MP12P8	3/4 MP Male	1/2 NPT Male	15k	1000
AF 068-MP12P12	3/4 MP Male	3/4 NPT Male	15k	1000
AF 068-MP12P16	3/4 MP Male	1" NPT Male	12k	830
AF 068-MP16P8	1" MP Male	1/2 NPT Male	15k	1000
AF 068-MP16P12	1" MP Male	3/4 NPT Male	15k	1000
AF 068-MP16P16	1" MP Male	1" NPT Male	12k	830


PIPE THREAD FEMALE (NPT FEMALE) TO MEDIUM PRESSURE (MP) MALE ADAPTERS

- Stainless steel

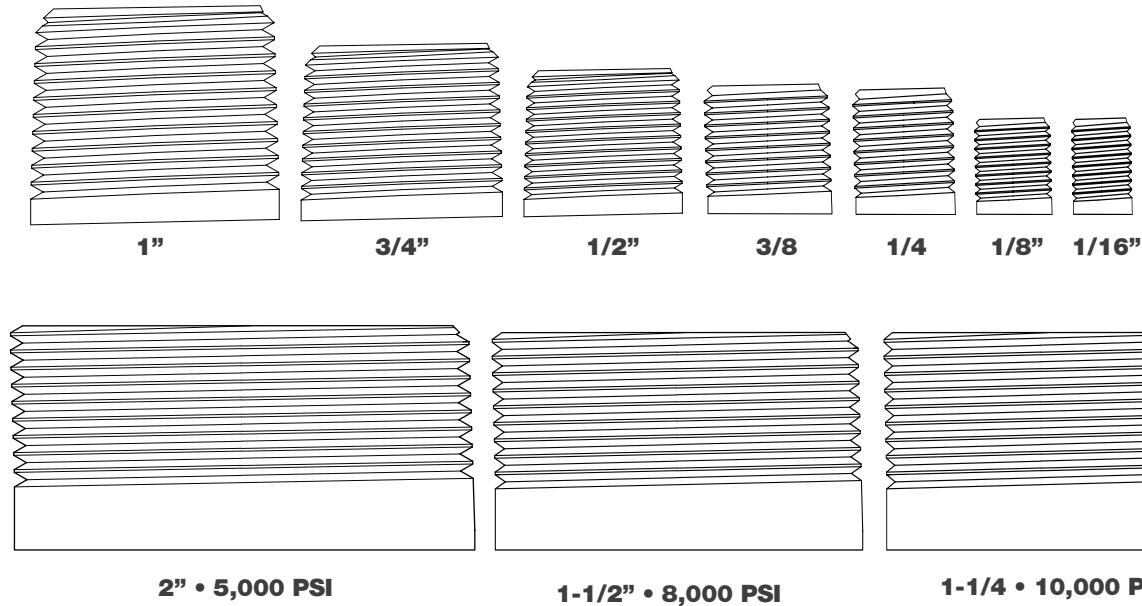
PART NO.	CONNECTION TYPES		MAXIMUM OPERATING PRESSURE	
	Connection 1	Connection 2	psi	bar
AF 065-MP6P6	3/8 MP Male	3/8 NPT Female	15k	1000
AF 065-MP6P8	3/8 MP Male	1/2 NPT Female	15k	1000
AF 065-MP9P2	9/16 MP Male	1/8 NPT Female	15k	1000
AF 065-MP9P4	9/16 MP Male	1/4 NPT Female	15k	1000
AF 065-MP9P6	9/16 MP Male	3/8 NPT Female	15k	1000
AF 065-MP9P8	9/16 MP Male	1/2 NPT Female	15k	1000
AF 065-MP12P8	3/4 MP Male	1/2 NPT Female	15k	1000
AF 065-MP12P12	3/4 MP Male	3/4 NPT Female	15k	1000
AF 065-MP16P8	1" MP Male	1/2 NPT Female	15k	1000
AF 065-MP16P12	1" MP Male	3/4 NPT Female	15k	1000



NATIONAL PIPE TAPER (NPT)

SIZE REFERENCE CHART

SINGLE PIECE MALE • ACTUAL SIZE



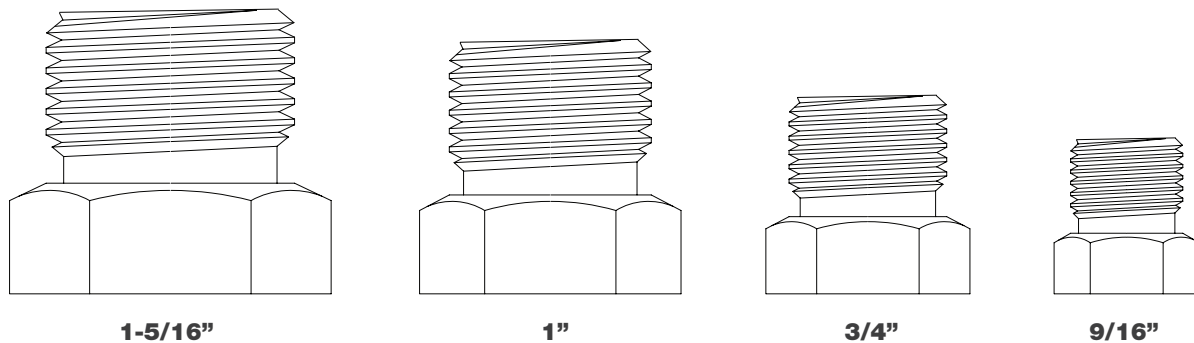
TECHNICAL

TYPE M

SIZE REFERENCE CHART

SINGLE PIECE MALE • ACTUAL SIZE


SIZE	CONNECTION THREAD	RECOMMENDED TORQUE	
		ft-lb	N-m
9/16 Type M	9/16 – 18UNF	30	41
3/4 Type M	3/4 – 16UNF	45	61
1" Type M	1" – 12UNF	70	95
1-5/16 Type M	1-5/16 – 12UN	110	149



FLEX LANCES

Used for the cleaning of small diameter tubes such as those found in heat exchangers, condensers, and boilers.

- Stainless steel end fittings.
- Plastic core reinforced by four spiral layers of high tensile steel wire enclosed in a tough, flexible polyamide jacket.
- Small minimum bend radius.
- Custom lengths and end fittings available upon request.



1/4-28 THREADED LANCES	SWIVEL SIZE	TOOL END CONNECTION	LENGTH		INSIDE DIA.		OUTER DIA.		CRIMP DIA.		MAWP		WEIGHT		MIN. BEND RAD.	
			ft	m	in	mm	in	mm	in	mm	psi	bar	lb/ft	kg/m	in	mm
ACHO H34035FTM4NZLM	9/16 Type M	1/4-28 LH Male BP	35	10.7	0.13	3	0.031	8	0.47	12.1	29000	2000	0.090	0.135	4.33	110
ACHO H34035FTM4NZRF	9/16 Type M	1/4-28 RH Female	35	10.7	0.13	3	0.031	8	0.47	12.1	29000	2000	0.090	0.136	4.33	110
ACHO H34035FTM4NZRM	9/16 Type M	1/4-28 RH Male BP	35	10.7	0.13	3	0.031	8	0.47	12.1	29000	2000	0.090	0.137	4.33	110
ACHO H34050FTM4NZLM	9/16 Type M	1/4-28 LH Male BP	50	15.25	0.13	3	0.031	8	0.47	12.1	29000	2000	0.090	0.138	4.33	110
ACHO H34050FTM4NZRF	9/16 Type M	1/4-28 RH Female	50	15.25	0.13	3	0.031	8	0.47	12.1	29000	2000	0.090	0.139	4.33	110
ACHO H34050FTM4NZRM	9/16 Type M	1/4-28 RH Male BP	50	15.25	0.13	3	0.031	8	0.47	12.1	29000	2000	0.090	0.140	4.33	110
ACHO H42H035FTM4NZRM	9/16 Type M	1/4-28 RH Male BP	35	10.7	0.16	4	0.32	8	0.394	10	20300	1400	0.075	0.112	2.95	75
ACHO H42H050FTM4NZRM	9/16 Type M	1/4-28 RH Male BP	50	15.25	0.16	4	0.32	8	0.394	10	20300	1400	0.075	0.113	2.95	75
ACHO H44025FTM4NZLM	9/16 Type M	1/4-28 LH Male BP	25	7.62	0.16	4	0.41	10.3	0.57	14.7	31900	2200	0.157	0.234	5.12	130
ACHO H44025FTM4NZRM	9/16 Type M	1/4-28 RH Male BP	25	7.62	0.16	4	0.41	10.3	0.57	14.7	31900	2200	0.157	0.235	5.12	130
ACHO H44035FTM4NZLM	9/16 Type M	1/4-28 LH Male BP	35	10.7	0.16	4	0.41	10.3	0.57	14.7	31900	2200	0.157	0.236	5.12	130
ACHO H44035FTM4NZRF	9/16 Type M	1/4-28 RH Female	35	10.7	0.16	4	0.41	10.3	0.57	14.7	31900	2200	0.157	0.237	5.12	130
ACHO H44035FTM4NZRM	9/16 Type M	1/4-28 RH Male BP	35	10.7	0.16	4	0.41	10.3	0.57	14.7	31900	2200	0.157	0.238	5.12	130
ACHO H44050FTM4NZLM	9/16 Type M	1/4-28 LH Male BP	50	15.25	0.16	4	0.41	10.3	0.57	14.7	31900	2200	0.157	0.239	5.12	130
ACHO H44050FTM4NZRF	9/16 Type M	1/4-28 RH Female	50	15.25	0.16	4	0.41	10.3	0.57	14.7	31900	2200	0.157	0.240	5.12	130
ACHO H44050FTM4NZRM	9/16 Type M	1/4-28 RH Male BP	50	15.25	0.16	4	0.41	10.3	0.57	14.7	31900	2200	0.157	0.241	5.12	130
3/8-24 THEADED LANCES	SWIVEL SIZE	TOOL END CONNECTION	LENGTH		INSIDE DIA.		OUTER DIA.		CRIMP DIA.		MAWP		WEIGHT		MIN. BEND RAD.	
			ft	m	in	mm	in	mm	in	mm	psi	bar	lb/ft	kg/m	in	mm
ACHO H54035FTM6NZLM	9/16 Type M	3/8-24 LH Male BP	35	10.7	0.2	5	0.44	11.2	0.59	15	26100	1800	0.174	0.260	5.91	150
ACHO H54035FTM6NZRF	9/16 Type M	3/8-24 RH Female	35	10.7	0.2	5	0.44	11.2	0.59	15	26100	1800	0.174	0.261	5.91	150
ACHO H54035FTM6NZRM	9/16 Type M	3/8-24 RH Male BP	35	10.7	0.2	5	0.44	11.2	0.59	15	26100	1800	0.174	0.262	5.91	150
ACHO H54050FTM6NZLM	9/16 Type M	3/8-24 LH Male BP	50	15.25	0.2	5	0.44	11.2	0.59	15	26100	1800	0.174	0.263	5.91	150
ACHO H54050FTM6NZRF	9/16 Type M	3/8-24 RH Female	50	15.25	0.2	5	0.44	11.2	0.59	15	26100	1800	0.174	0.264	5.91	150
ACHO H54050FTM6NZRM	9/16 Type M	3/8-24 RH Male BP	50	15.25	0.2	5	0.44	11.2	0.59	15	26100	1800	0.174	0.265	5.91	150
ACHO H64035FTM6NZLM	9/16 Type M	3/8-24 LH Male BP	35	10.7	0.25	6.3	0.5	12.6	0.64	16.4	21750	1500	0.198	0.29	7.09	108
ACHO H64035FTM6NZRF	9/16 Type M	3/8-24 RH Female	35	10.7	0.25	6.3	0.5	12.6	0.64	16.4	21750	1500	0.198	0.296	7.09	108
ACHO H64035FTM6NZRM	9/16 Type M	3/8-24 RH Male BP	35	10.7	0.25	6.3	0.5	12.6	0.64	16.4	21750	1500	0.198	0.297	7.09	108
ACHO H64050FTM6NZLM	9/16 Type M	3/8-24 LH Male BP	50	15.25	0.25	6.3	0.5	12.6	0.64	16.4	21750	1500	0.198	0.298	7.09	108
ACHO H64050FTM6NZRF	9/16 Type M	3/8-24 RH Female	50	15.25	0.25	6.3	0.5	12.6	0.64	16.4	21750	1500	0.198	0.299	7.09	108
ACHO H64050FTM6NZRM	9/16 Type M	3/8-24 RH Male BP	50	15.25	0.25	6.3	0.5	12.6	0.64	16.4	21750	1500	0.198	0.300	7.09	108
TYPE M SUPPLY HOSES	SWIVEL SIZE	SWIVEL SIZE	LENGTH		INSIDE DIA.		OUTER DIA.		CRIMP DIA.		MAWP		WEIGHT		MIN. BEND RAD.	
			ft	m	in	mm	in	mm	in	mm	psi	bar	lb/ft	kg/m	in	mm
ACHO H134H010FTMSC	1" Type M	1" Type M	10	3.9	.5	12.8	0.87	22	1.07	27.4	20300	1400	0.536	0.800	7.87	200
ACHO H134H050FTMS	1" Type M	1" Type M	10	3.9	.5	12.8	0.87	22	1.07	27.4	20300	1400	0.536	0.800	7.87	200
ACHO H134H050FTMSCL	1" Type M	1" Type M	10	3.9	.5	12.8	0.87	22	1.07	27.4	20300	1400	0.536	0.800	7.87	200

Continued on next page.

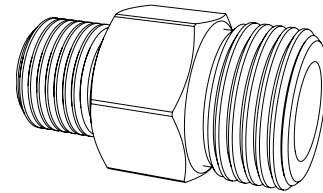
FLEX LANCES

Continued from previous page

9/16-18 THREADED LANCES	SWIVEL SIZE	TOOL END CONNECTION	LENGTH		INSIDE DIA.		OUTER DIA.		CRIMP DIA.		MAWP		WEIGHT		MIN. BEND RAD.	
			ft	m	in	mm	in	mm	in	mm	psi	bar	lb/ft	kg/m	in	mm
ACHO H84035FTM9NZLM	3/4 Type M	9/16-18 LH Male BP	35	10.7	0.32	8.1	0.57	14.6	0.79	20.3	21750	1500	0.261	0.390	7.09	108
ACHO H84035FTM9NZRM	3/4 Type M	9/16-18 RH Male BP	35	10.7	0.32	8.1	0.57	14.6	0.79	20.3	21750	1500	0.261	0.391	7.09	108
ACHO H84035FTM9ZLM	3/4 Type M	9/16-18 LH Male BP	35	10.7	0.32	8.1	0.57	14.6	0.79	20.3	21750	1500	0.261	0.392	7.09	108
ACHO H84035FTM9ZRF	3/4 Type M	9/16-18 RH Female	35	10.7	0.32	8.1	0.57	14.6	0.79	20.3	21750	1500	0.261	0.393	7.09	108
ACHO H84050FTM9NZLM	3/4 Type M	9/16-18 LH Male BP	50	15.25	0.32	8.1	0.57	14.6	0.79	20.3	21750	1500	0.261	0.394	7.09	108
ACHO H84050FTM9NZRM	3/4 Type M	9/16-18 RH Male BP	50	15.25	0.32	8.1	0.57	14.6	0.79	20.3	21750	1500	0.261	0.395	7.09	108
ACHO H84050FTM9ZRF	3/4 Type M	9/16-18 RH Female	50	15.25	0.32	8.1	0.57	14.6	0.79	20.3	21750	1500	0.261	0.396	7.09	108

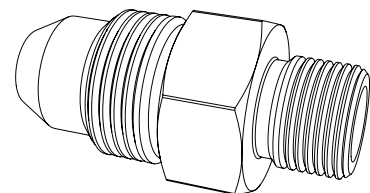
TYPE M MALE CONNECTORS

PART NO.	CONNECTION TYPE		MAX. OPERATING PRESSURE	
	Connection 1	Connection 2	psi	bar
AF 060-060	9/16 Type M Male	9/16 Type M Male	44,000	1500
AF 060-061	9/16 Type M Male	3/4 Type M Male	22,000	1500
AF 060-063	9/16 Type M Male	1" Type M Male	22,000	1500
AF 061-061	3/4 Type M Male	3/4 Type M Male	22,000	1500
AF 061-063	3/4 Type M Male	1" Type M Male	22,000	1500
AF 061-064	3/4 Type M Male	1-5/16 Type M Male	22,000	1500
AF 062-062	7/8 Type M Male	7/8 Type M Male	44,000	3000
AF 062-063	7/8 Type M Male	1" Type M Male	22,000	1500
AF 063-063	1" Type M Male	1" Type M Male	22,000	1500
AF 063-064	1" Type M Male	1-5/16 Type M Male	22,000	1500
AF 064-064	1-5/16 Type M Male	1-5/16 Type M Male	22,000	1500



TYPE M MALE TO MEDIUM PRESSURE MALE CONNECTORS

PART NO.	CONNECTION TYPE		MAX. OPERATING PRESSURE	
	Connection 1	Connection 2	psi	bar
AF 060-MP4	9/16 Type M Male	1/4 MP Male	22,000	1500
AF 060-MP6	9/16 Type M Male	3/8 MP Male	22,000	1500
AF 060-MP9	9/16 Type M Male	9/16 MP Male	22,000	1500
AF 060-MP12	9/16 Type M Male	3/4 MP Male	22,000	1500
AF 060-MP16	9/16 Type M Male	1" MP Male	22,000	1500
AF 061-MP6	3/4 Type M Male	3/8 MP Male	22,000	1500
AF 061-MP9	3/4 Type M Male	9/16 MP Male	22,000	1500
AF 061-MP12	3/4 Type M Male	3/4 MP Male	22,000	1500
AF 061-MP16	3/4 Type M Male	1" MP Male	22,000	1500
AF 063-MP9	1" Type M Male	9/16 MP Male	22,000	1500
AF 063-MP12	1" Type M Male	3/4 MP Male	22,000	3000
AF 063-MP16	1" Type M Male	1" MP Male	22,000	1500
AF 064-MP9	1-5/16 Type M Male	9/16 MP Male	22,000	1500
AF 064-MP12	1-5/16 Type M Male	3/4 MP Male	22,000	1500
AF 064-MP16	1-5/16 Type M Male	1" MP Male	22,000	1500



THREAD LUBRICANTS

Protect the threads on water jetting connections from galling or seizing up.



PART NO. GP 043

Blue Goop Thread Lubricant 2 oz. Tube

LUBRICANTS

MSDS sheets are available for all lubricants.

LUBRICANT	PART NUMBER	QTY	DESCRIPTION
VISCOUS FLUID	BJ 048-X	6 oz.	Synthetic Silicone Lubricant
AIR MOTOR OIL	GP 041	32 oz.	Almo 525/ISO 46/SAE 10
AUTO TRANS. FLUID	GP 042	32 oz.	Mercon®/Dexron® ATF
ANTI-SEIZE	GP 043	2 oz.	Blue Goop®
MOTOR OIL	GP 044	32 oz.	10W-40
GEARBOX LUBE	GP 046	32 oz.	80W-85W-90
THREAD SEALANT	GP 047	4 oz.	ThreadMate®
GREASE	GP 048	14 oz.	Synthetic Grease SHC 100

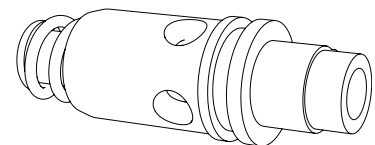
* Please specify "fast" or "slow" for the type of viscous fluid needed.



HIGH PRESSURE REPLACEMENT CARTRIDGES

Cartridge Style Design allows dump valve to be rebuilt in under a minute with no special tools.

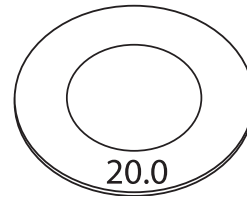
PART NO.	DESCRIPTION	PRESSURE	
		psi	bar
ACRC 60020010	APS 20K Hand/Foot, J/S 51869	20,000	1380
ACRC 60200003	20k GDWJ Hand/ Foot, GDWJ 3102121	20,000	1380
ACRC 70020011	20k FDV/PRV, J/S 52255	20,000	1380



RUPTURE DISC


A Rupture Disc is an essential component in any system which contains a positive displacement pump. It provides protection against excessive pressure building up in the water blasting equipment connected to a pump.

PART NO.	DESCRIPTION
ACRD 35005125	Rupture Disc, 12.5k, 1/2 STD
ACRD 35005148	Rupture Disc, 14.8k, 1/2 STD
ACRD 35005175	Rupture Disc, 17.5k, 1/2 STD
ACRD 35006125	Rupture Disc, 12.5k Burst 1/4 A/S
ACRD 35006240	Rupture Disc, 24k, 1/4
ACRD 35006435	Rupture Disc, 43.5K Burst 1/4 A/S
ACRD 35006509	Rupture Disc, 50k, 1/4 W/TAG
ACRD 35008001	Ring 1/2 15K Rupture Disc Hold Down
ACRD 35008011	Ring 20/40K Rupture Disc Hold Down
ACRD 35009115	Rupture Disc, 11.5k, 3/4, NLB
ACRD 35009222	Rupture Disc, 22.25k, 3/4, NLB
ACRD 35015120	Rupture Disc, 12K J/S
ACRD 35017240	Rupture Disc, 24k, J/S



ACCESSORY O-RINGS FOR CARTRIDGES

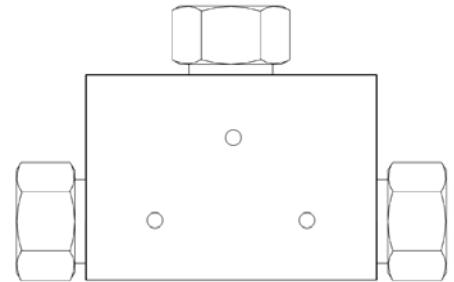
PART NO.	DESCRIPTION
ACOR 30001018	O-Ring 22-17046
ACOR 30001029	O-Ring
ACOR 30001120	O-Ring
ACOR 30001122	O-RING J/S 26776
ACOR 30001218	O-Ring GDWJ 22-74207
ACOR 30003018BU	B/U Ring GDWJ 22-17047
ACOR 30003120BU	Back Up Ring
ACOR 30003122BU	Back Up Ring
ACOR 30003218BU	Back Up Ring



MEDIUM PRESSURE TEES

All medium pressure tees include gland, nuts, and collars.

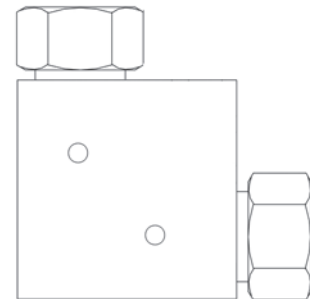
PART NO.	CONNECTION TYPE	MAX. OPERATING PRESSURE	
		psi	bar
AF 052-MP4	1/4 MP Female	22,000	1500
AF 052-MP6	3/8 MP Female	22,000	1500
AF 052-MP9	9/16 MP Female	22,000	1500
AF 052-MP12	3/4 MP Female	22,000	1500
AF 052-MP16	1" MP Female	22,000	1500

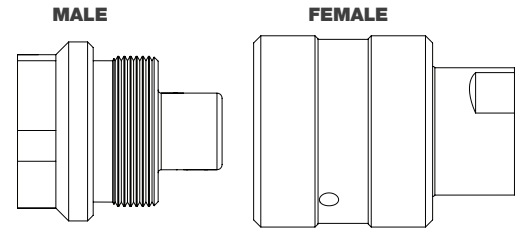


MEDIUM PRESSURE ELBOWS

All medium pressure elbows include gland, nuts, and collars.

PART NO.	CONNECTION TYPE	MAX. OPERATING PRESSURE	
		psi	bar
AF 050-MP4	1/4 MP Female	22,000	1500
AF 050-MP6	3/8 MP Female	22,000	1500
AF 050-MP9	9/16 MP Female	22,000	1500
AF 050-MP12	3/4 MP Female	22,000	1500
AF 050-MP16	1" MP Female	22,000	1500



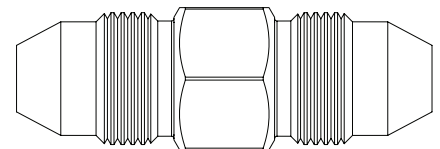


SCREW TYPE QUICK CONNECT COUPLINGS

PART NO.	CONNECTION TYPE	COUPLING HALVES		SEAL KIT	RETAINING RING	MAX. OPERATING PRESSURE	
		Female	Male			psi	bar
GP 060-MP9	9/16 MP Female	GP 060-MP9F	GP 060-MP9M	GP 660-MP9	GP 661-MP9	22,000	1500
GP 060-MP12	3/4 MP Female	GP 060-MP12F	GP 060-MP12M	GP 660-MP12	GP 661-MP12	22,000	1500

MEDIUM PRESSURE MALE CONNECTORS

PART NO.	CONNECTION TYPE		MAX. OPERATING PRESSURE	
	Connection 1	Connection 2	psi	bar
AF 078-MP4MP4	1/4 MP Male	1/4 MP Male	22,000	1,500
AF 078-MP4MP6	1/4 MP Male	3/8 MP Male	22,000	1,500
AF 078-MP4MP9	1/4 MP Male	9/16 MP Male	22,000	1,579
AF 078-MP6MP6	3/8 MP Male	3/8 MP Male	22,000	1,579
AF 078-MP6MP9	3/8 MP Male	9/16 MP Male	22,000	1,579
AF 078-MP6MP12	3/8 MP Male	3/4 MP Male	22,000	1,579
AF 078-MP9MP9	9/16 MP Male	9/16 MP Male	22,000	1,579
AF 078-MP9MP12	9/16 MP Male	3/4 MP Male	22,000	1,579
AF 078-MP9MP16	9/16 MP Male	1" MP Male	22,000	1,579
AF 078-MP12MP12	3/4 MP Male	3/4 MP Male	22,000	1,579
AF 078-MP12MP16	3/4 MP Male	1" MP Male	22,000	1,579
AF 078-MP16MP16	1" NPT Male	1" MP Male	22,000	1,579
AF 078-MP9H9	9/16 MP Male	9/16 MP Male	22,000	1,579

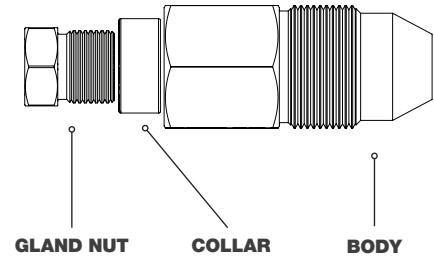


FITTINGS

MEDIUM PRESSURE MALE TO MEDIUM PRESSURE FEMALE CONNECTIONS

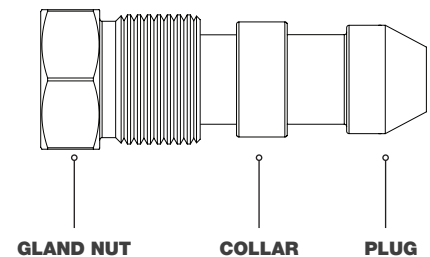
Fittings include gland nut and collar for female connection.

PART NO.	CONNECTION TYPE		MAX. OPERATING PRESSURE	
	Connection 1	Connection 2	psi	bar
AF 066-MP4MP6	1/4 MP Female	3/8 MP Male	22,000	1500
AF 066-MP4MP9	1/4 MP Female	9/16 MP Male	22,000	1500
AF 066-MP6MP9	3/8 MP Female	9/16 MP Male	22,000	1500
AF 066-MP6MP12	3/8 MP Female	3/4 MP Male	22,000	1500
AF 066-MP9MP12	9/16 MP Female	3/4 MP Male	22,000	1500
AF 066-MP9MP16	9/16 MP Female	1" MP Male	22,000	1500
AF 066-MP12MP16	3/4 MP Female	1" MP Male	22,000	1500



MEDIUM PRESSURE GLAND, NUTS, COLLARS, AND PLUGS

CONNECTION TYPE	PART NUMBERS		
	GLAND NUT	COLLAR	PLUG
1/4 MP	AF 070-MP4	AF 071-MP4	AF 076-MP4
3/8 MP	AF 070-MP6	AF 071-MP6	AF 076-MP6
9/16 MP	AF 070-MP9	AF 071-MP9	AF 076-MP9
3/4 MP	AF 070-MP12	AF 071-MP12	AF 076-MP12
1" MP	AF 070-MP16	AF 071-MP16	AF 076-MP16

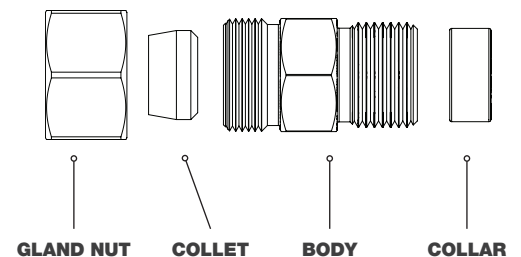


MEDIUM PRESSURE ANTI-VIBRATION GLAND ASSEMBLIES

Used to reduce stress on tubing threads in conditions where bending or vibration are present, anti-vibration gland assemblies feature a collet that clamps onto the tubing when the connection is tightened to provide extra support and strength.

PART NO.	CONNECTION TYPE	COLLAR PART NUMBER
AF 072-MP4	1/4 MP Female	AF 071-MP4
AF 072-MP6	3/8 MP Female	AF 071-MP6
AF 072-MP9	9/16 MP Female	AF 071-MP9
AF 072-MP12	3/4 MP Female	AF 071-MP12
AF 072-MP16	1" MP Female	AF 071-MP16

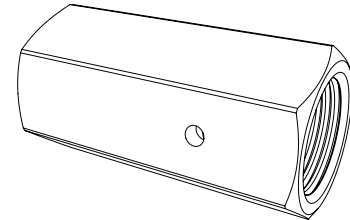
NOTE: Collar is not included with Anti-Vibe assembly.



MEDIUM PRESSURE STRAIGHT COUPLING BODY

Two versions of the Coupler are available, they can be supplied with or without collars and glands. Both versions are listed on this page. AF 073 does not have the gland and collar, AF 173 includes glands and collars.

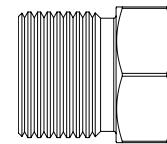
PART NO.	CONNECTION TYPE		MAX. OPERATING PRESSURE	
	Connection 1	Connection 2	psi	bar
AF 073-MP4	1/4 MP Female	1/4 MP Female	22,000	1500
AF 073-MP4MP6	1/4 MP Female	3/8 MP Female	22,000	1500
AF 073-MP4MP9	3/8 MP Female	9/16 MP Female	22,000	1500
AF 073-MP6	3/8 MP Female	3/8 MP Female	22,000	1500
AF 073-MP6MP9	3/8 MP Female	9/16 MP Female	22,000	1500
AF 073-MP6MP12	3/8 MP Female	3/4 MP Female	22,000	1500
AF 073-MP9	9/16 MP Female	9/16 MP Female	22,000	1500
AF 073-MP9MP12	9/16 MP Female	3/4 MP Female	22,000	1500
AF 073-MP9MP16	9/16 MP Female	1" MP Female	22,000	1500
AF 073-MP12	3/4 MP Female	3/4 MP Female	22,000	1500
AF 073-MP12MP16	3/4 MP Female	1" MP Female	22,000	1500
AF 073-MP16	1" MP Female	1" MP Female	22,000	1500



BODY ONLY

MEDIUM PRESSURE GLAND, NUTS, COLLARS, AND PLUGS

CONNECTION 1	GLAND PART NO.	COLLAR PART NO.
1/4 MP	AF 070-MP4	AF 071-MP4
3/8 MP	AF 070-MP6	AF 071-MP6
9/16 MP	AF 070-MP9	AF 071-MP9
3/4 MP	AF 070-MP12	AF 071-MP12
1" MP	AF 070-MP16	AF 071-MP16



GLAND NUT




COLLAR

MEDIUM PRESSURE STRAIGHT COUPLINGS

Two versions of the Coupler are available, they can be supplied with or without collars and glands. Both versions are listed on this page. AF 073 does not have the gland and collar, AF 173 includes glands and collars.

PART NO.	CONNECTION TYPE		MAX. OPERATING PRESSURE	
	Connection 1	Connection 2	psi	bar
AF 173-MP4	1/4 MP Female	1/4 MP Female	22,000	1500
AF 173-MP4MP6	1/4 MP Female	3/8 MP Female	22,000	1500
AF 173-MP4MP9	3/8 MP Female	9/16 MP Female	22,000	1500
AF 173-MP6	3/8 MP Female	3/8 MP Female	22,000	1500
AF 173-MP6MP9	3/8 MP Female	9/16 MP Female	22,000	1500
AF 173-MP6MP12	3/8 MP Female	3/4 MP Female	22,000	1500
AF 173-MP9	9/16 MP Female	9/16 MP Female	22,000	1500
AF 173-MP9MP12	9/16 MP Female	3/4 MP Female	22,000	1500
AF 173-MP9MP16	9/16 MP Female	1" MP Female	22,000	1500
AF 173-MP12	3/4 MP Female	3/4 MP Female	22,000	1500
AF 173-MP12MP16	3/4 MP Female	1" MP Female	22,000	1500
AF 173-MP16	1" MP Female	1" MP Female	22,000	1500



WITH GLANDS AND COLLARS

NIPPLES

- Three connection types available
- Stainless steel
- Glands and collars not included

LEFT HAND • MEDIUM PRESSURE TUBING (MP TUBE LH):


Available in 1/4 to 1". Used in standard medium pressure connections (using glands and collars) or with lance fittings (no glands and collars) or nozzles that have medium pressure left-handed female threads.

RIGHT HAND • MEDIUM PRESSURE TUBING (MP TUBE RH):


Used with lance fittings (no glands and collars) or nozzles that have medium pressure right-handed female threads. Available in 1/4 to 3/4 sizes.

LANCE CONNECTIONS:


Right-handed connections for use with nozzles and lance fittings. Available in 1/4, 3/8, and 9/16 sizes.



MP TUBE LH CONNECTION



MP TUBE RH CONNECTION



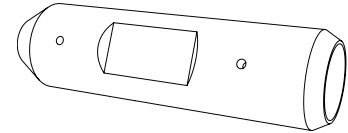
LANCE CONNECTION

PART NO. <i>Specify length in inches, in place of "XX"</i>	CONNECTION TYPES		MAX. WORKING PRESSURE		LENGTH	
	CONNECTION 1	CONNECTION 2	psi	bar	in	mm
SA 517-MP4LMP4L-XX	1/4 MP LH Male	1/4 MP LH Male	22,000	1,500	3-24	76-609
SA 517-MP4RMP4L-XX	1/4 MP RH Male	1/4 MP LH Male	22,000	1,500	3-24	76-609
SA 517-MP4RMP4R-XX	1/4 MP RH Male	1/4 MP RH Male	22,000	1,500	3-24	76-609
SA 537-MP6LMP6L-XX	3/8 MP LH Male	3/8 MP LH Male	22,000	1,500	3-24	76-609
SA 537-MP6RMP6L-XX	3/8 MP RH Male	3/8 MP LH Male	22,000	1,500	3-24	76-609
SA 537-MP6RMP6R-XX	3/8 MP RH Male	3/8 MP RH Male	22,000	1,500	3-24	76-609
SA 567-MP9LMP9L-XX	9/16 MP LH Male	9/16 MP LH Male	22,000	1,500	3-24	76-609
SA 567-MP9RMP9L-XX	9/16 MP RH Male	9/16 MP LH Male	22,000	1,500	3-24	76-609
SA 567-MP9RMP9R-XX	9/16 MP RH Male	9/16 MP RH Male	22,000	1,500	3-24	76-609
SA 577-MP12LMP12L-10.5	3/4 MP LH Male	3/4 MP LH Male	22,000	1,500	3-24	76-609
SA 577-MP12RMP12L-XX	3/4 MP RH Male	3/4 MP LH Male	22,000	1,500	3-24	76-609
SA 577-MP12RMP12R-XX	3/4 MP RH Male	3/4 MP RH Male	22,000	1,500	3-24	76-609
SA 577-G12P4-XX-0	3/4-16 RH Male O-Ring	1/4 NPT Female	22,000	1,500	3-24	76-609
SA 587-MP16LMP16L-XX	1" MP LH Male	1" MP LH Male	22,000	1,500	3-24	76-609
SA 587-MP16RMP16L-XX	1" MP RH Male	1" MP LH Male	22,000	1,500	3-24	76-609
SA 587-MP16RMP16R-XX	1" MP RH Male	1" MP RH Male	22,000	1,500	3-24	76-609

SLIMLINE LANCE COUPLINGS

- Used to couple rigid and flex lances without the use of glands and collars to allow them to fit into tubes
- Additional couplings available upon request

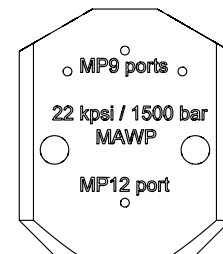
PART NO.	CONNECTION 1	CONNECTION 2	MAX. WORKING PRESSURE	
			psi	bar
AF 073-MP4LMP4L-SL	1/4 MPLH Female	1/4 MPLH Female	22,000	1,500
AF 073-MP4RMP4L-SL	1/4 MPRH Female	1/4 MPLH Female	22,000	1,500
AF 073-MP4RMP4R-SL	1/4 MPRH Female	1/4 MPRH Female	22,000	1,500
AF 073-MP4RMP6R-SL	1/4 MPRH Female	3/8 MPRH Female	22,000	1,500
AF 073-MP6LMP6L-SL	3/8 MPLH Female	3/8 MPLH Female	22,000	1,500
AF 073-MP6RMP6L-SL	3/8 MPRH Female	3/8 MPLH Female	22,000	1,500
AF 073-MP6RMP6R-SL	3/8 MPRH Female	3/8 MPRH Female	22,000	1,500
AF 073-MP6LMP9L-SL	3/8 MPLH Female	9/16 MPLH Female	22,000	1,500
AF 073-MP6RMP9R-SL	3/8 MPRH Female	9/16 MPRH Female	22,000	1,500
AF 073-MP9LMP9L-SL	9/16 MPLH Female	9/16 MPLH Female	22,000	1,500
AF 073-MP9RMP9L-SL	9/16 MPRH Female	9/16 MPLH Female	22,000	1,500
AF 073-MP9RMP9R-SL	9/16 MPRH Female	9/16 MPRH Female	22,000	1,500
AF 073-MP9LMP12L-SL	9/16 MPLH Female	3/4 MPLH Female	22,000	1,500
AF 073-MP9RMP12R-SL	9/16 MPRH Female	3/4 MPRH Female	22,000	1,500
AF 073-MP12LMP12L-SL	3/4 MPLH Female	3/4 MPLH Female	22,000	1,500
AF 073-MP12RMP12L-SL	3/4 MPRH Female	3/4 MPLH Female	22,000	1,500
AF 073-MP12RMP12R-SL	3/4 MPRH Female	3/4 MPRH Female	22,000	1,500



MANIFOLDS

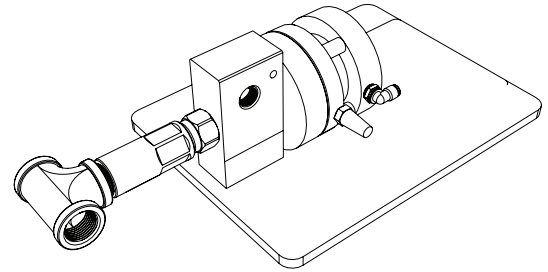
- Manifolds used in 2L, 3L, BRLM systems

PART NO.	OUTLET CONNECTION	INLET CONNECTION	MAWP PSI/BAR	
			psi	bar
ABX 369-MP12	9/16 MP Female	3/4 MP Female	22,000	1,500



20K AIR-OPERATED DUMP VALVES

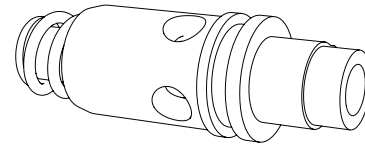
The Air-Operated Dump Valve allows an operator to remotely control pressure in cleaning applications from 20,000 psi. When air is sent to the cylinder, the valve closes and allows the system to build pressure. The valve opens when the air is exhausted, reducing system pressure to near atmospheric.



PART NO.	DESCRIPTION
ACDA 61020019-K	Kit, Dump Valve Assembly w/Air Hose and Fittings, 20k, w/Air Fittings
ACDA 610200342	Dump Assembly, Air Diverter Valve, 20k/50gpm, w/Base Plate
ACDA 610200342-K	Kit, Dump Valve Assembly w/Air Hose and Fittings, 20k/50gpm w/Base Plate

HIGH PRESSURE REPLACEMENT CARTRIDGES


Cartridge Style Design allows dump valve to be rebuilt in under a minute with no special tools.



PART NO.	DESCRIPTION
ACRC 60020010	Cartridge Assy. APS 20K Hand/Foot, J/S 51869
ACRC 60200003	Cartridge Assy. 20k GDWJ Hand/ Foot, GDWJ 3102121
ACRC 61020030	Cartridge Assy. CF H/F Mag, J/S 52750
ACRC 61050026	Cartridge Assy. C-15 1", J/S 53915
ACRC 70020011	Cartridge Assy. 20k FDV/PRV, J/S 52255
ACRC 70025000	Kit, 15k/20k PRV/FDV Repair, GDWJ 77800030

ACCESSORY O-RINGS FOR CARTRIDGES

PART NO.	DESCRIPTION
ACOR 30001018	O-Ring 22-17046
ACOR 30001029	O-Ring
ACOR 30001120	O-Ring
ACOR 30001122	O-RING J/S 26776
ACOR 30001218	O-Ring GDWJ 22-74207
ACOR 30003018BU	B/U Ring GDWJ 22-17047
ACOR 30003120BU	Back Up Ring
ACOR 30003122BU	Back Up Ring
ACOR 30003218BU	Back Up Ring

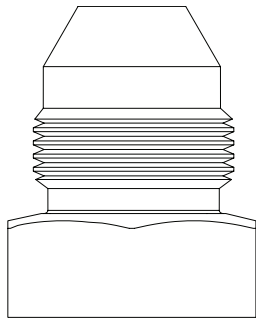


MEDIUM PRESSURE (MP)

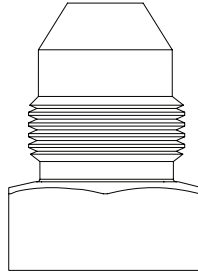
- Industry standard connection for 20,000 psi applications.

SIZE REFERENCE CHART

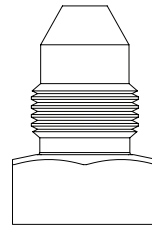
SINGLE PIECE MALE • ACTUAL SIZE



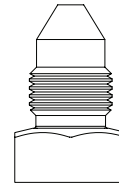
3/4"



9/16



3/8

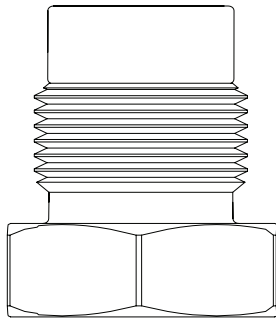


1/4

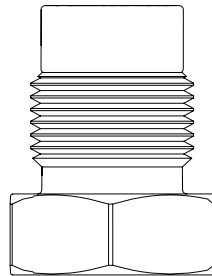
MEDIUM PRESSURE (MP)

SIZE REFERENCE CHART

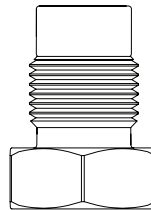
GLANDS AND COLLARS • ACTUAL SIZE



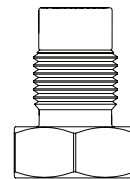
3/4"



9/16



3/8



1/4

SIZE	GLAND CONNECTION THREAD	TUBING THREAD LEFT-HAND	RECOMMENDED TORQUE	
			ft-lbs	N-m
1/4 MP	7/16 - 20UNF	1/4 - 28UNF	20	27
3/8 MP	9/16 - 18UNF	3/8 - 24UNF	30	41
9/16 MP	13/16 - 16UNF	9/16 - 18UNF	85	15
3/4 MP	3/4 - 14NPSM	3/4 - 16UNF	90	122
1" MP	1-3/8 - 12UNF	1" - 14UNF	125	170

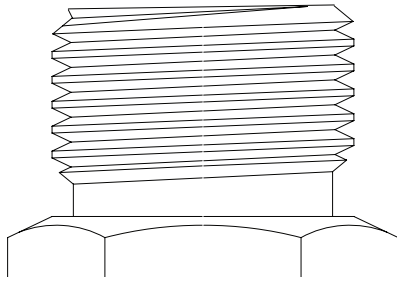
TYPE M

- Industry standard connection

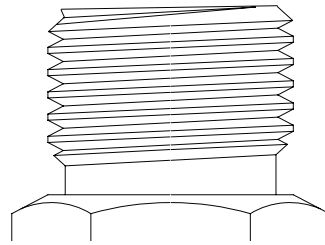
SIZE REFERENCE CHART

SINGLE PIECE MALE • ACTUAL SIZE

SIZE	CONNECTION THREAD	RECOMMENDED TORQUE	
		ft-lb	N-m
9/16 Type M	9/16 – 18UNF	30	41
3/4 Type M	3/4 – 16UNF	45	61
Type M	1" – 12UNF	70	95
1-5/16 Type M	1-5/16 – 12UN	110	149

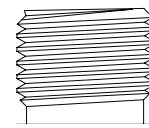


1-5/16"



1"

3/4"



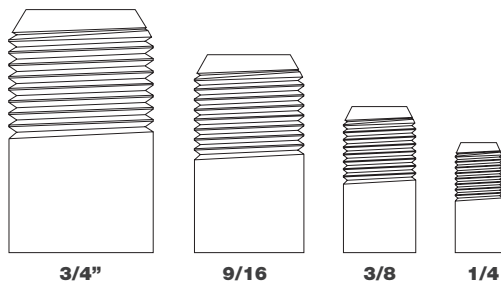
9/16"

MEDIUM PRESSURE LANCE

- Industry standard connection for 20,000 psi applications.

SIZE REFERENCE CHART

MALE • ACTUAL SIZE

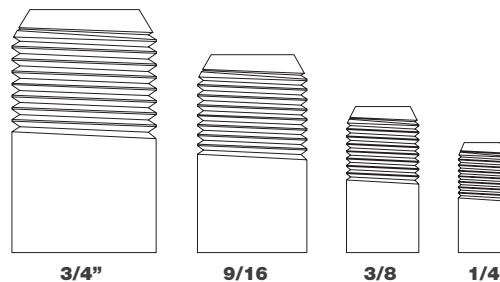


3/4"

9/16

3/8

1/4



3/4"

9/16

3/8

1/4


RIGHT-HAND THREADS

LEFT-HAND THREADS

SIZE	TUBE CONNECTION THREAD	RECOMMENDED TORQUE	
		ft-lbs	N-m
1/4 MP Tube LH	1/4-28UNF-LH	15	20
1/4 MP Tube RH	1/4-28UNF-RH		
3/8 MP Tube LH	3/8-24UNF-LH	25	34
3/8 MP Tube RH	3/8-24UNF-RH		
9/16 MP Tube LH	9/16-18UNF-LH	30	41
9/16 MP Tube RH	9/16-18UNF-RH		
3/4 MP Tube LH	3/4-16UNF-LH	45	61
3/4 MP Tube RH	3/4-16UNF-RH		
1" MP Tube LH	1"-14UNF-LH	70	95

HOSES & FLEX LANCES

StoneAge provides a full arrangement of hoses and flex lances for ultra high pressure waterblasting.



FLEX LANCES

HOSES

HOSES/LANCES

1/4-28 THREADED LANCES	TYPE M SWIVEL SIZE	TOOL END CONN.	LENGTH		INSIDE DIAMETER		OUTSIDE DIAMETER		CRIMP DIAMETER		MAWP		WEIGHT		MIN. BEND RAD.	
			ft	m	in	mm	in	mm	in	mm	psi	bar	Lb/ft	KG/M	in	mm
ACHO H36035FTM4NZLM	9/16 Type M	1/4-28 LH Male BP	35	10.7	0.13	3	0.036	9.1	0.6	15.3	40600	2800	0.149	0.222	5.91	150
ACHO H36050FTM4NZLM	9/16 Type M	1/4-28 LH Male BP	50	15.25	0.13	3	0.036	9.1	0.6	15.3	40600	2800	0.149	0.222	5.91	150
3/8-24 THREADED LANCES	TYPE M SWIVEL SIZE	TOOL END CONN.	LENGTH		INSIDE DIAMETER		OUTSIDE DIAMETER		CRIMP DIAMETER		MAWP		WEIGHT		MIN. BEND RAD.	
			ft	m	in	mm	in	mm	in	mm	psi	bar	bs/Ft	KG/M	in	mm
ACHO H36035FTM6HPS	9/16 Type M	3/8-24 LH Male Long	35	10.7	0.13	3	0.036	9.1	0.6	15.3	40600	2800	0.149	0.222	5.91	150
ACHO H36050FTM6HPS	9/16 Type M	3/8-24 RH Female Long	35	10.7	0.13	3	0.036	9.1	0.6	15.3	40600	2800	0.149	0.222	5.91	150
ACHO H36035FTM6NZLM	9/16 Type M	3/8-24 RH Male BP	35	10.7	0.13	3	0.036	9.1	0.6	15.3	40600	2800	0.149	0.222	5.91	150
ACHO H36050FTM6NZLM	9/16 Type M	3/8-24 LH Male BP	50	15.25	0.13	3	0.036	9.1	0.6	15.3	40600	2800	0.149	0.222	5.91	150
ACHO H46035FTM6HPS	9/16 Type M	3/8-24 RH Female Long	50	15.25	0.16	4	0.45	11.5	0.67	17.1	40600	2800	0.245	0.365	6.89	175
ACHO H46050FTM6HPS	9/16 Type M	3/8-24 RH Male Long	50	15.25	0.16	4	0.45	11.5	0.67	17.1	40600	2800	0.245	0.365	6.89	175
9/16-18 THREADED LANCES	TYPE M SWIVEL SIZE	TOOL END CONN.	LENGTH		INSIDE DIAMETER		OUTSIDE DIAMETER		CRIMP DIAMETER		MAWP		WEIGHT		MIN. BEND RAD.	
			ft	m	in	mm	in	mm	in	mm	psi	bar	bs/Ft	KG/M	in	mm
ACHO H56H035FTM9HPS	3/4 Type M	9/16-18 LH Male Long	35	10.7	0.2	5	0.52	13.2	0.68	17.5	36250	2500	0.302	0.450	7.87	200
ACHO H56H050FTM9HPS	3/4 Type M	9/16-18 RH Male Long	35	10.7	0.2	5	0.52	13.2	0.68	17.5	36250	2500	0.302	0.450	7.87	200

THREAD LUBRICANTS

Protect the threads on water jetting connections from galling or seizing up.



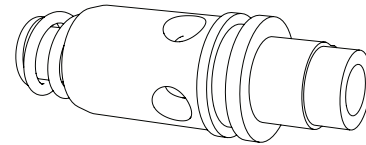
PART NO. GP 043

Blue Goop Thread Lubricant 2 oz. Tube

HIGH PRESSURE REPLACEMENT CARTRIDGES


Cartridge Style Design allows dump valve to be rebuilt in under a minute with no special tools.

PART NO.	DESCRIPTION	PRESSURE	
		psi	bar
ACRC 60040001	40k PRV, J/S 53725	40,000	2760
ACRC 60040005	40k Hand/Foot, J/S 53475	40,000	2760
ACRC 60300001	40k GDWJ Hand/Foot, GDWJ 77700315	40,000	2760



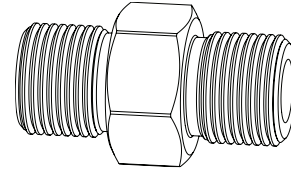
ACCESSORY O-RINGS FOR CARTRIDGES

PART NO.	DESCRIPTION
ACOR 30001018	O-Ring 22-17046
ACOR 30001029	O-Ring
ACOR 30001120	O-Ring
ACOR 30001122	O-RING J/S 26776
ACOR 30001218	O-Ring GDWJ 22-74207
ACOR 30003018BU	B/U Ring GDWJ 22-17047
ACOR 30003120BU	Back Up Ring
ACOR 30003122BU	Back Up Ring
ACOR 30003218BU	Back Up Ring



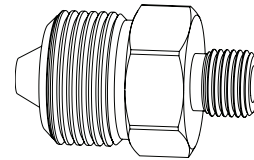
TYPE M CONNECTORS

PART NO.	CONNECTION TYPE		MAX. OPERATING PRESSURE	
	Connection 1	Connection 2	psi	bar
AF 060-060	9/16 Type M Male	9/16 Type M Male	50,000	3,450
AF 060-062	9/16 Type M Male	7/8 Type M Male	50,000	3,450
AF 062-062	7/8 Type M Male	7/8 Type M Male	50,000	3,450
AF 062-063	7/8 Type M Male	1" Type M Male	50,000	3,450
AF Custom	1-1/8 Type M Male	9/16 Type M Male	50,000	3,450
AF Custom	1-1/8 Type M Male	7/8 Type M Male	50,000	3,450
AF Custom	1-1/8 Type M Male	1-1/8 Type M Male	50,000	3,450



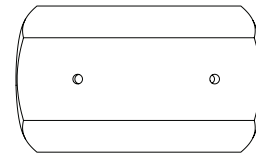
TYPE M MALE TO HIGH PRESSURE MALE CONNECTORS

PART NO.	CONNECTION TYPE		MAX. OPERATING PRESSURE	
	Connection 1	Connection 2	psi	bar
AF 060-H4	9/16 Type M Male	1/4 HP Male	50,000	3,450
AF 060-H6	9/16 Type M Male	3/8 HP Male	50,000	3,450
AF 060-H9	9/16 Type M Male	9/16 HP Male	50,000	3,450
AF 061-H9	3/4 Type M Male	9/16 HP Male	50,000	3,450
AF 062-H6	7/8 Type M Male	3/8 HP Male	50,000	3,450
AF 062-H9	7/8 Type M Male	9/16 HP Male	50,000	3,450
AF Custom	1-1/8 Type M Male	9/16 HP Male	50,000	3,450



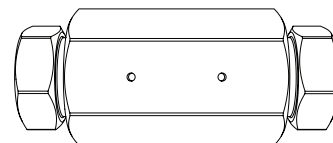
HIGH PRESSURE STRAIGHT COUPLINGS

PART NO.	CONNECTION TYPE		MAX. OPERATING PRESSURE	
	Connection 1	Connection 2	psi	bar
AF 073-H4	1/4 HP Female	1/4 HP Female	50,000	3,450
AF 073-H4H6	1/4 HP Female	3/8 HP Female	50,000	3,450
AF 073-H4H9	1/4 HP Female	9/16 HP Female	50,000	3,450
AF 073-H6	3/8 HP Female	3/8 HP Female	50,000	3,450
AF 073-H6H9	3/8 HP Female	9/16 HP Female	50,000	3,450
AF 073-H9	9/16 HP Female	9/16 HP Female	50,000	3,450



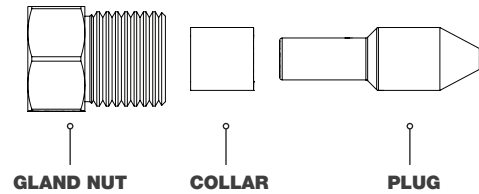
WITH COLLAR AND GLANDS

PART NO.	CONNECTION TYPE		MAX. OPERATING PRESSURE	
	Connection 1	Connection 2	psi	bar
AF 173-H4	1/4 HP Female	1/4 HP Female	50,000	3,450
AF 173-H4H6	1/4 HP Female	3/8 HP Female	50,000	3,450
AF 173-H4H9	1/4 HP Female	9/16 HP Female	50,000	3,450
AF 173-H6	3/8 HP Female	3/8 HP Female	50,000	3,450
AF 173-H6H9	3/8 HP Female	9/16 HP Female	50,000	3,450
AF 173-H9	9/16 HP Female	9/16 HP Female	50,000	3,450



HIGH PRESSURE GLAND NUTS, COLLARS, AND PLUGS

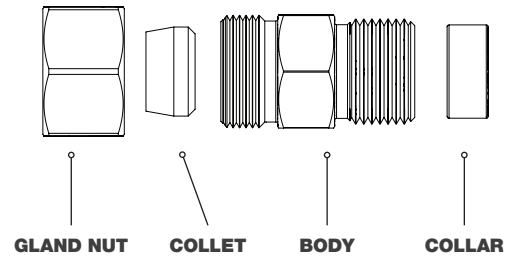
SIZE	GLAND PART NO.	COLLAR PART NO.	PLUG PART NO.
1/4 HP	AF 070-H4	AF 071-H4	AF 076-H4
3/8 HP	AF 070-H6	AF 071-H6	AF 076-H6
9/16 HP	AF 070-H9	AF 071-H9	AF 076-H9



ANTI-VIBRATION GLAND ASSEMBLIES

Used to reduce stress on tubing threads in conditions where bending or vibration are present. Anti-vibration gland assemblies feature a collet that clamps onto the tubing when tightened to provide extra support and strength.

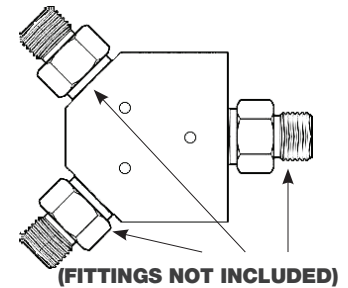
SIZE	ASSEMBLY PART NO.	COLLAR PART NO.
1/4 HP	AF 072-H4	AF 071-H4
3/8 HP	AF 072-H6	AF 071-H6
9/16 HP	AF 072-H9	AF 071-H9



Y-ADAPTERS

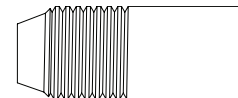
Allows for the connection of two multi-mode valves to one supply source.

PART NO.	CONNECTION 1	CONNECTION 2	MAX. WORKING PRESSURE	
			psi	bar
AF 030-H9	9/16 HP Female		50,000	3,450
ABX 369-H9	9/16 HP Female	3/8 HP Female x 3	44,000	3,000



HIGH PRESSURE NIPPLES

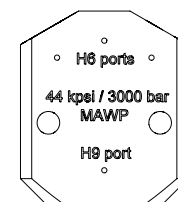
PART NO. <i>Specify length in inches, in place of "XX"</i>	CONNECTION TYPE		MAX. WORKING PRESSURE	
	Connection 1	Connection 2	psi	bar
SA 569-H9LH9L-XX	9/16 HP LH Male	9/16 HP LH Male	60,000	4,138
SA 569-H9RH9L-XX	9/16 HP RH Male	9/16 HP LH Male	60,000	4,138
SA 569-H9RH9R-XX	9/16 HP RH Male	9/16 HP RH Male	60,000	4,138
SA 569-H9LS6-CSTM	9/16 HP LH Male	3/8-24 Straight Nozzle Female	60,000	4,138
SA 569-G9S6-10	9/16-18 Straight O-Ring RH Male	3/8-24 Straight Nozzle Female	60,000	4,138



MANIFOLDS

- Manifolds used in 2L, 3L, BRLM systems

PART NO.	OUTLET CONNECTION	INLET CONNECTION	MAWP PSI/BAR	
			psi	bar
ABX 369-H9	3/8 HP Female	9/16 HP Female	44,000	3,000

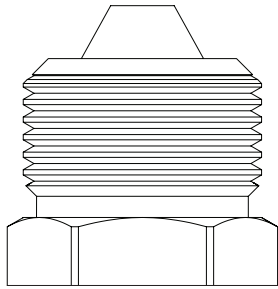


HIGH PRESSURE (HP)

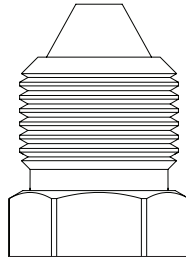
SIZE REFERENCE CHART

SINGLE PIECE MALE • ACTUAL SIZE

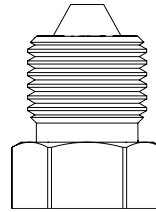
SIZE	RECOMMENDED TORQUE	
	ft-lbs	N-m
1/4 HP	25	34
3/8 HP	50	68
9/16 HP	75	102



9/16



3/8



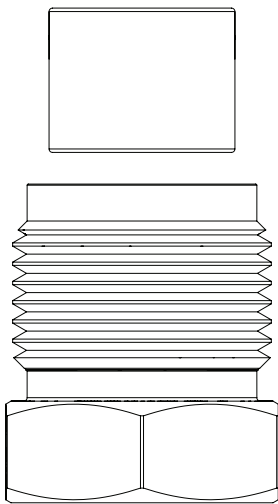
1/4

HIGH PRESSURE (HP)

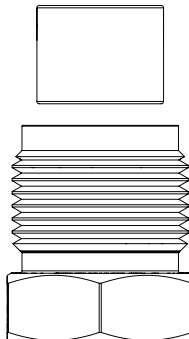
SIZE REFERENCE CHART

GLANDS AND COLLARS • ACTUAL SIZE

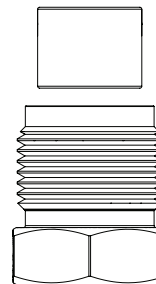
SIZE	RECOMMENDED TORQUE	
	ft-lbs	N-m
1/4 HP	25	34
3/8 HP	50	68
9/16 HP	75	102



9/16



3/8



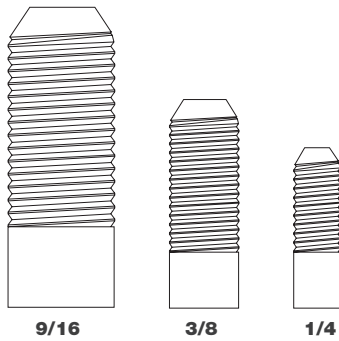
1/4

HIGH PRESSURE LANCE (HP LANCE)

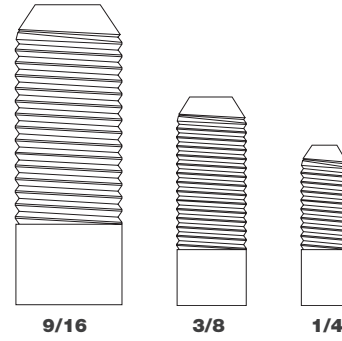
SIZE REFERENCE CHART

MALE • ACTUAL SIZE

SIZE	RECOMMENDED TORQUE	
	ft-lbs	N-m
1/4 HP Lance LH	15	20
1/4 HP Lance RH		
3/8 HP Lance LH	20	27
3/8 HP Lance RH		
9/16 HP Lance LH	25	34
9/16 HP Lance RH		



RIGHT-HAND THREADS



LEFT-HAND THREADS

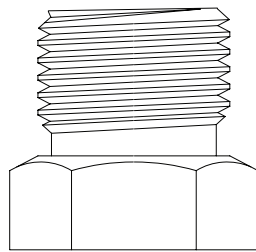
FITTINGS

TYPE M

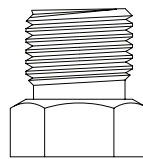
SIZE REFERENCE CHART

SINGLE PIECE MALE • ACTUAL SIZE

SIZE	RECOMMENDED TORQUE	
	ft-lbs	N-m
9/16 Type M	30	41
7/8" Type M	60	81



7/8"



9/16



+1 (970) 259-2869 • WWW.STONEAGETOOLS.COM