

# FLORIDA STANDARDS ASSESSMENT

## (FSA) PARENT NIGHT



Mrs. Estrada, Mrs. Anon, and Ms. Spanjer  
Somerset Academy Elementary School

March 4<sup>th</sup>, 2021

# What is the Florida Standards Assessment?

## “The FSA”

- A test that was designed to serve Florida students by measuring educational gains and progress.
- Measures student performance based on the Florida State Standards (MAFs and LAFs).
- Information from the assessment is used to drive student instruction from the beginning of every new school year.



# How will the **ELA FSA** affect my 3<sup>rd</sup> grader?

## **ELA FSA**

- All 3<sup>rd</sup> grade students will take the ELA FSA
- Must receive a Level 2 (or higher) in order to meet State/County Promotion Criteria based on Policy 6000.1

## **3<sup>rd</sup> Grade Reading Student Performance Tasks**

- Administered throughout the year
- All 3<sup>rd</sup> grade students will complete performance tasks
- Student must demonstrate mastery of each benchmark (Portfolios)

## **Alternative Standardized Reading Assessment**

- Administered during the last weeks of school
- Participants: Students scoring a Level 1 on the ELA FSA and student that did not pass grade 3 Reading Performance Tasks (Portfolios)

## **County Reading Camp**

- Students that require remedial attention determined by the county will participate in a summer reading camp.
- More information will be provided to individual students.

# How will the ELA & MATH FSA affect my 4<sup>th</sup> and 5<sup>th</sup> grader?

## ELA FSA

- All 4-5<sup>th</sup> grade students will take the ELA FSA
- Must score a Level 2 (or higher) in order to meet County Promotion Criteria based on Policy 6000.1
- Students' Writing FSA score will be embedded into their final ELA FSA score.

## MATH FSA

- All 4<sup>th</sup> and 5<sup>th</sup> grade students will take the MATH FSA
- 4<sup>th</sup> and 5<sup>th</sup> grade students must score a Level 2 (or higher) in order to meet County Promotion Criteria based on Policy 6000.1

## Alternative Standardized Assessment

- Administered the last 2 weeks of school
- Participants: In the event students score a level 1 on either Math or ELA, or perhaps both, the students' performance on these assessments may be considered for Good Cause Promotion.

# Third Grade Testing Schedule

## English Language Arts (ELA) and Listening; Writing

**2 Test Days**

**2 Test Sessions**

**80 minutes each session**

**Paper-Based**

## Dates

**3<sup>rd</sup> Grade ELA**  
**April 5th and 6th**

**3<sup>rd</sup> Grade Math**  
**May 17th and 18th**

# Fourth Grade Testing Schedule

## ELA, Math

**2 Test Days**

**2 Test Sessions**

**80 minutes each session**

**Paper-Based**

## Dates

**4th Grade ELA**

**May 10th and 11th**

**4th Grade Math**

**May 19th and 20th**

## Writing

**Paper-Based    1 Session**  
**1 Test Day      120 Min**

## Date

**April 12th**

# Fifth Grade Testing Schedule

## ELA, Math, Science

2 Test Days

2 Test Sessions

80 minutes each session

Paper-Based

## Dates

5th Grade Science  
May 5th and 6th

5th Grade ELA  
May 12th and 13th

5th Grade Math  
May 24th and 25th

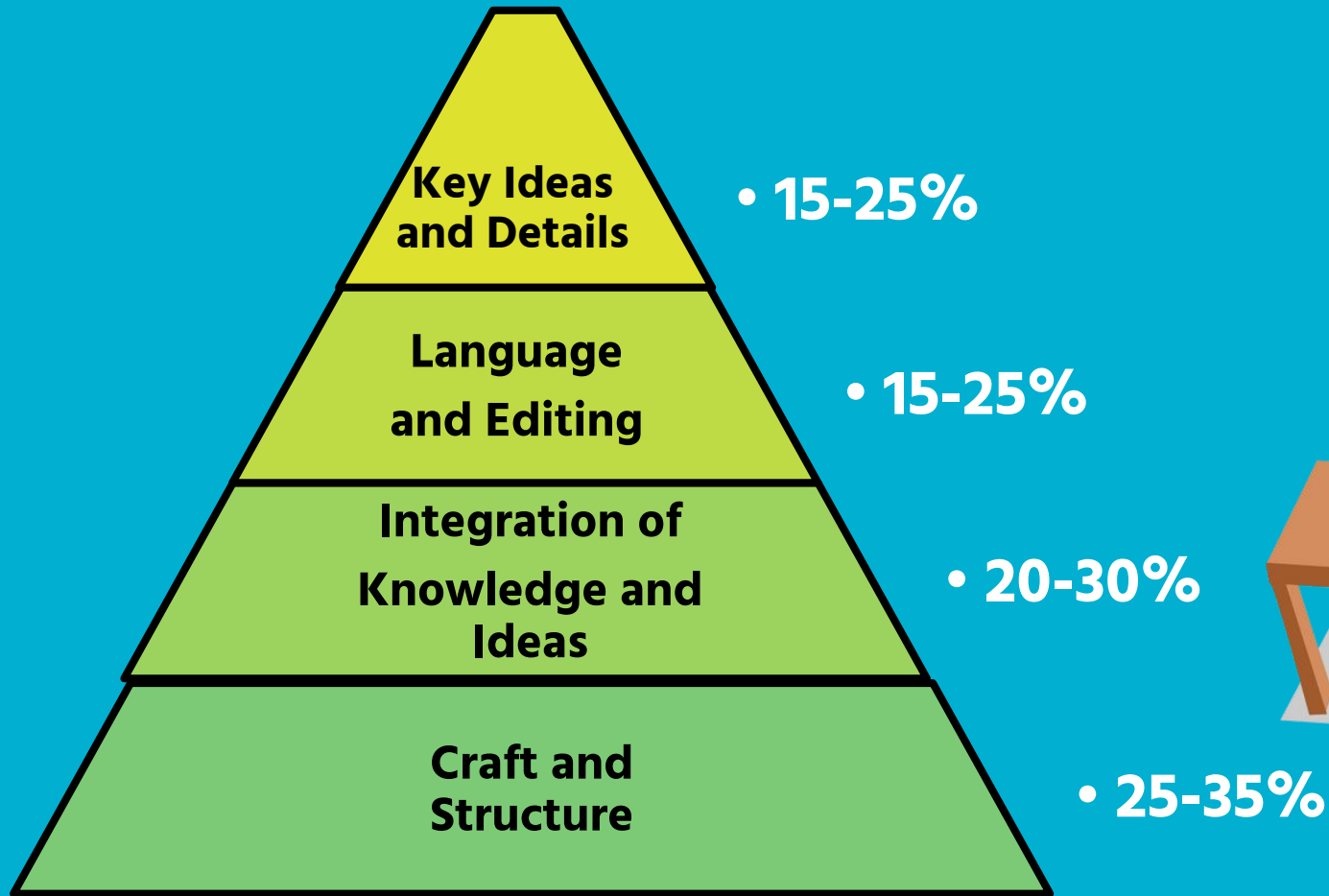
## Writing

Paper-Based    1 Session  
1 Test Day      120 Min

## Date

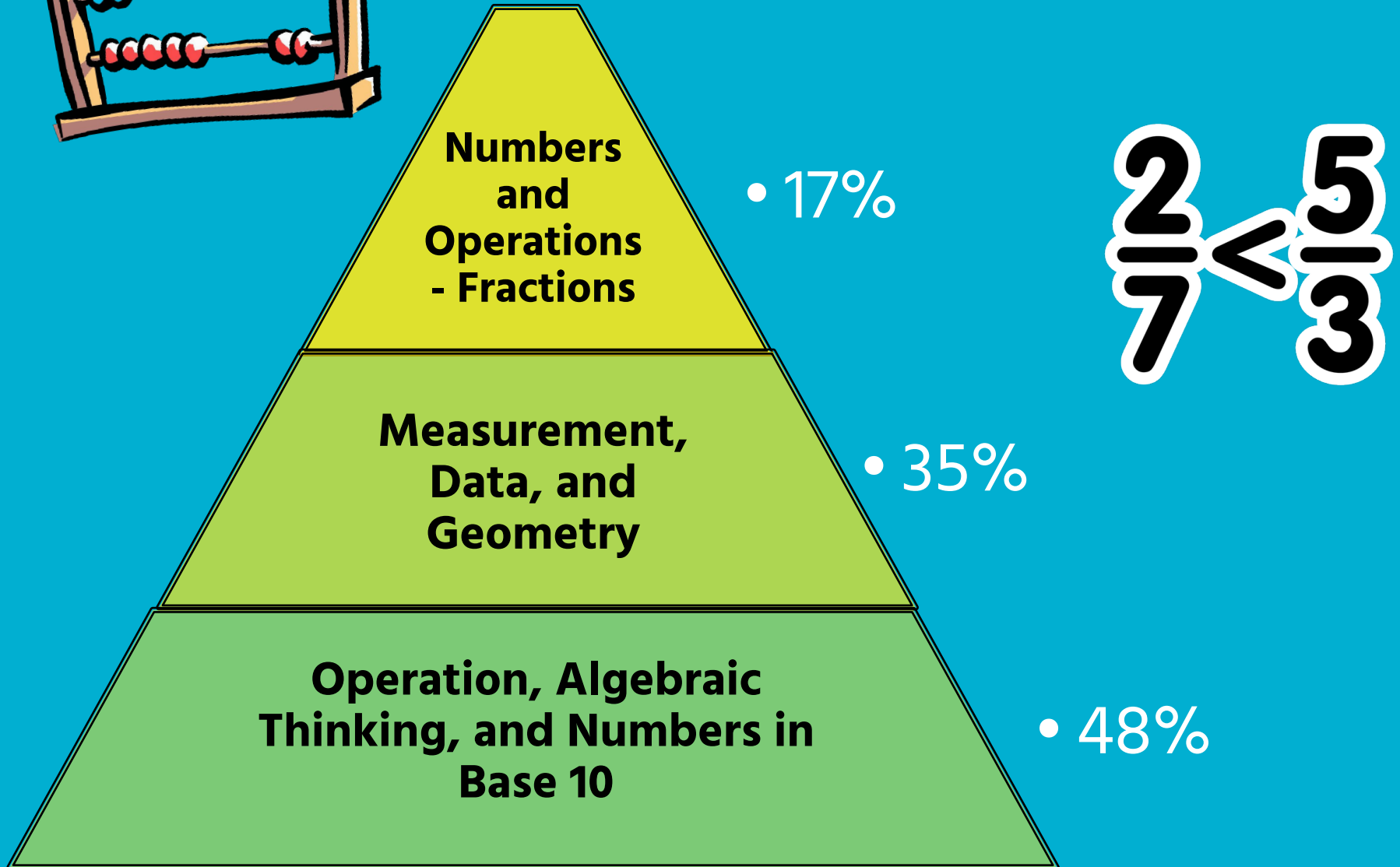

April 13th

# FSA ELA Test Breakdown of Domains Grades 3-5

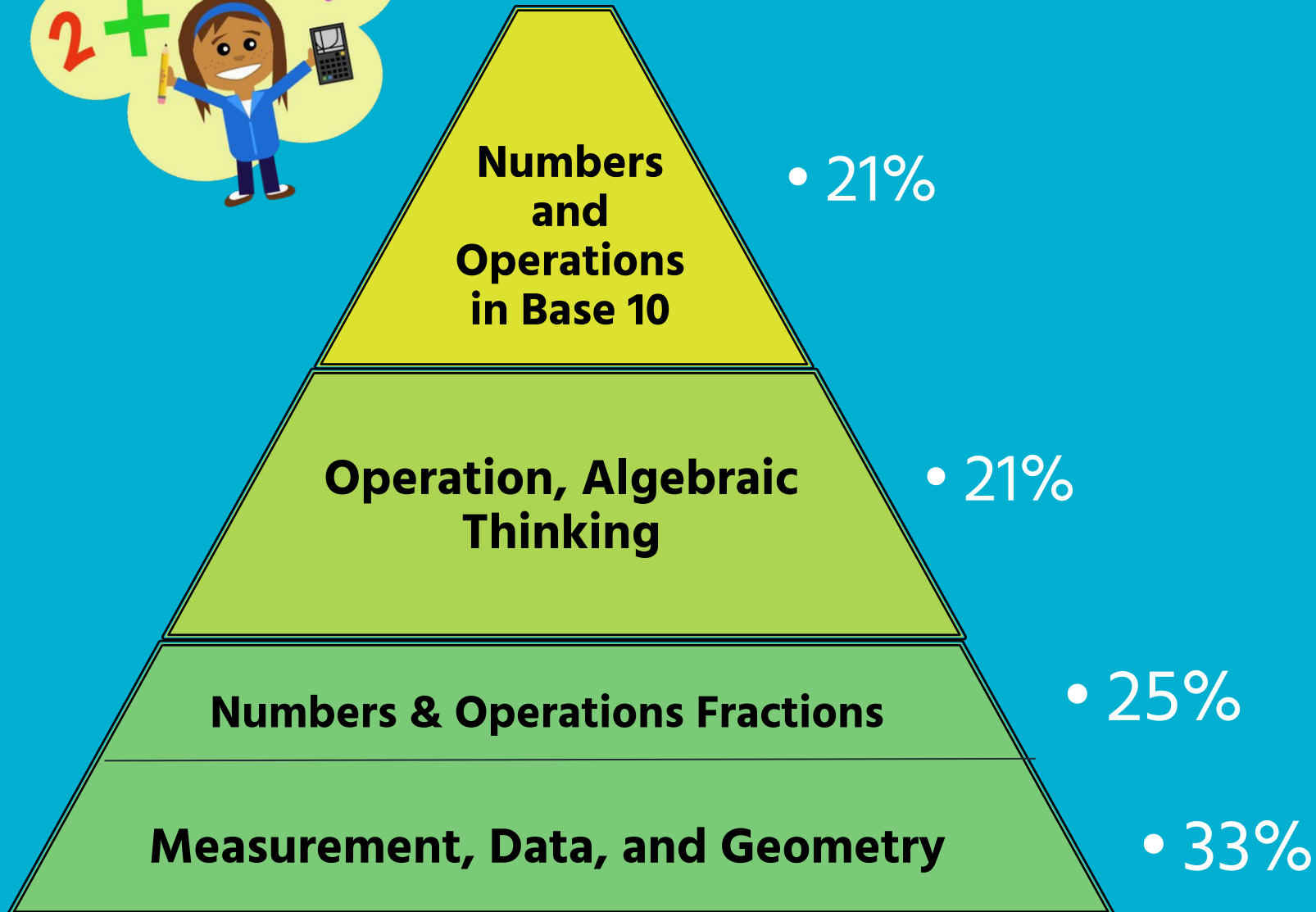
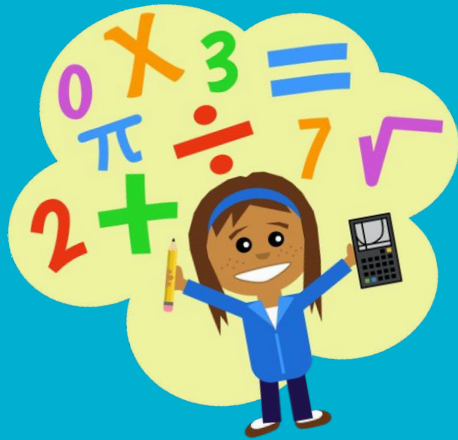





# 3rd Grade FSA Mathematics Test Breakdown



# 4th Grade FSA Mathematics Test Breakdown



# 5th Grade FSA Mathematics Test Breakdown



**Numbers and  
Operations in  
Base 10**

• 28%

**Measurement,  
Data, and  
Geometry**

• 33%


**Operation, Algebraic  
Thinking, Fractions**

• 39%





# 5th Science FCAT Test Breakdown



# FSA Questions Types

## ELA


- Multiple Choice Items
- Multi-Select Items
- Multi-Part Items
- Editing Tasks

## Math

- Multiple Choice items
- Multi-Select Items
- Matching Items
- Table Items
- Equation Items
- Grid Response

## Science

- Multiple Choice items





# Gridding Responses

First, write the number clearly,

Then, fill in the bubbles.

Always fill in the bubbles underneath.

Be sure to check you have bubbled the correct numbers or symbols.

	3	/	4			
-	-	-	-	-	-	-
	●	/	/	/	/	
·	·	·	·	·	·	·
0	0	0	0	0	0	0
1	1	1	1	1	1	1
2	2	2	2	2	2	2
●	3	3	3	3	3	3
4	4	●	4	4	4	4
5	5	5	5	5	5	5
6	6	6	6	6	6	6
7	7	7	7	7	7	7
8	8	8	8	8	8	8
9	9	9	9	9	9	9



Note: This example uses the 6<sup>th</sup> grade grid.





# Gridding Responses

Remember to  
always represent  
fractions greater  
than 1 in the form  
 $a/b$  (not mixed  
numbers).

$$3 \frac{1}{3} = \frac{10}{3}$$

$\frac{10}{3}$					
0	0	0	0	0	0
1	1	1	1	1	1
2	2	2	2	2	2
3	3	3	3	3	3
4	4	4	4	4	4
5	5	5	5	5	5
6	6	6	6	6	6
7	7	7	7	7	7
8	8	8	8	8	8
9	9	9	9	9	9



Note: This example uses the 6<sup>th</sup> grade grid.







## Gridding Responses

Write only  
one digit  
or symbol  
per box.



3	/	4				



3/4						



# Writing Test: Test and Answer Books

You will receive an FSA ELA Writing test and answer book that contains reading passages, a writing prompt, and **three** lined pages where you will write your response.

Make sure you write **inside the box** that contains the lines.

Page 1

Go On



# Marking Your Answers

For answers that require you to fill in a bubble or bubbles, do not:

Circle the bubble

Fill the bubble incompletely

Cross out or draw an X on the bubble



# Where can I go to have view and practice some questions before the test?

## Florida Standard Assessment Portal

The screenshot shows the Florida Standards Assessments Portal website. The navigation bar includes links for Home, Students & Families, Test Administration, Technology Resources, and About the FSAs, along with options for Email Alerts, Register, and Settings. The main content area features a welcome message, a sidebar with navigation buttons for Students & Families, Test Administration, Technology Resources, and About the FSAs, and a right-hand sidebar with buttons for Administer the FSA, Secure Browser, FSA Resources, Practice Tests, Online Reporting System (ORS), TIDE, and Visit FDOE. A Twitter feed is also visible, showing tweets from the FL Dept of Education.

Home Students & Families Test Administration Technology Resources About the FSAs Email Alerts: Register | Settings

**Florida**  
Standards Assessments

**Welcome to the FSA Portal**

This portal is your source for information about the Florida Standards Assessments.

Florida's K-12 assessment system measures students' achievement of Florida's education standards, which were developed and implemented to ensure that all students graduate from high school ready for success in college, career, and life. Assessment supports instruction and student learning, and test results help Florida's educational leadership and stakeholders determine whether the goals of the education system are being met.

For information about FCAT 2.0 or NGSSS EOC Assessments, please visit <http://www.fldoe.org/accountability/assessments/k-12-student-assessment>.

For more information about Florida standards, course descriptions, and standard resources, please visit [www.cpalms.org](http://www.cpalms.org).

**Students & Families**

**Test Administration**

**Technology Resources**

**About the FSAs**

**Administer the FSA**

**Secure Browser**

**FSA Resources**

**Practice Tests**

**Online Reporting System (ORS)**

**TIDE**

**Visit FDOE**

**FSA Portal on Twitter**

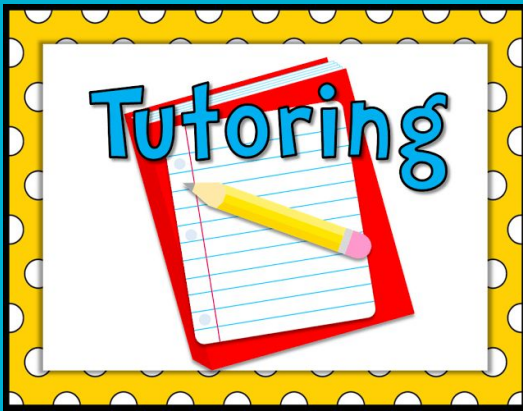
**Tweets** Follow

**FL Dept of Education** @EducationFL 10h  
#ICYMI @FLGovScott announced R+L Global Logistics expansion will create more than 80 new jobs. [bit.ly/1OGKtuV](http://bit.ly/1OGKtuV) #FLedu #FLJobs

**FL Dept of Education** @EducationFL 8 Jan  
Meet Joseph Simmons. One of the many #FLFirstResponders that serve in our great state. #FLedu


<http://www.fsassessment.org>





# What are we doing to prepare your child for the FSA?

- Differentiated Instruction
- Supplemental Classroom Materials
- Interventions
- Small Group Re-teaching
- FSA Tutoring Academy on Saturdays
- I-Ready Challenges; Assigned for Homework Nightly
- ELL Tutoring



# What can you do at home?



Monitor your child's i-Ready progress and online instructional usage.



Attend Parent University Mondays, Tuesdays and Wednesdays.



Read together EVERY night.



Ask your child questions; Review topics taught in class.



Make sure your child is using TEXT EVIDENCE.



Review multiplication and division tables.



Review your child's homework with them.

# Parents - Testing Day Tips

- Ensure that your child is WELL rested each night so they can focus and do their best during the test.
- They should have a healthy breakfast.
- Make sure to review your child's homework and assignments to practice areas of weakness.
- Motivate your child to do their best! When they know you believe in them, they will strive to make you proud!
- Your child's biggest aide, is YOU!



KEEP  
CALM  
TODAY  
is the  
BIG DAY

# What to bring on campus ...

- School Uniform or FSA Shirt with Jeans
- Sharpened # 2 Pencils (Several)
- Jacket
- Water Bottle
- Small Personal Snack in a Ziplock Bag



# What **NOT** to bring on campus ...

- NO Cell Phones (Silent Dismissal will be used for pick Up)
- NO BOOK BAGS
- NO Mechanical Pencil
- NO Highlighters
- NO Electronic Devices (Including calculators, laptops, IPAD, apple watches, smart watches, headphones)





# FSA Procedures in 2021 ...

- Testing can only occur at the school. The State of Florida does not allow for testing from home or another non-school site.
- Students who are currently learning remotely must come into the school building to take their scheduled test(s).
- Attendance for on-site testing is mandatory. Attendance will be taken on all days of testing.
- There is no process to opt-out of testing. The State of Florida does not provide a parental opt-out mechanism, including writing to your child's school or to the District.
- All scores from the tests will be used to determine placement for the following year.

# FSA Safety Procedures in 2021



We will follow our existing COVID-19 related health and safety protocols at all times ...

- **Mandatory** wearing of **face masks** at all times (no valves, neck gaiters)
- Physical distancing, desk shields & directional hallway patterns
- **On selected days, 3rd-5th grade students** will transition to **remote learning** to accommodate the state guidelines for social distancing.
- Vacant classrooms allow us to disperse students among 25 classes with **no more than 11 students to a class** (some rooms will have less).
- Students will be placed in **assigned cohorts** on testing days and receive designated classrooms/seating for contact tracing.
- All classes will be **disinfected** daily before and after test administration.
- Students will use a **single point of entry** to enter and exit the building.

# After Testing

- Students scheduled to be on site will remain on campus
  - **For ex:** If you're an "A Group", and your testing on an "A Week", you would remain on campus.
- Students **NOT** scheduled to be on site, will be picked up starting at 11:30 AM using Silent Dismissal Procedures
  - If you do not have your child's' silent dismissal code, please reach out to your child's teacher
  - Refrain from getting out of the car, and follow the directional path for the carpool loop.
- Once students return home, log back into your teachers' ZOOM to continue your day.

# 3rd Grade Testing & RLI Days



## April 2021

Sun	Mon	Tue	Wed	Thu	Fri	Sat
				1	2 No School	3
4	5 <b>*FSA Testing*</b> 3rd grade ELA Session 1	6 <b>*FSA Testing*</b> 3rd grade ELA Session 2	7	8 Early Release	9	10
11	12 <u>ALL</u> 3rd grade students transition to RLI.	13 <u>ALL</u> 3rd grade students transition to RLI.	14	15	16	17
18	19	20	21	22	23	24
25	26	27	28	29	30	



# 3rd Grade Testing & RLI Days



## May 2021

Sun	Mon	Tue	Wed	Thu	Fri	Sat
						1
2	3	4	5 ALL 3rd grade students transition to RLI.	6 ALL 3rd grade students transition to RLI.	7	8
9	10 ALL 3rd grade students transition to RLI.	11 ALL 3rd grade students transition to RLI.	12 ALL 3rd grade students transition to RLI.	13 ALL 3rd grade students transition to RLI.	14	15
16	17 *FSA Testing* 3rd grade Math Session 1	18* FSA Testing* 3rd grade Math Session 2	19 ALL 3rd grade students transition to RLI.	20 ALL 3rd grade students transition to RLI.	21	22
23	24 ALL 3rd grade students transition to RLI.	25 ALL 3rd grade students transition to RLI.	26	27	28	29
30	31 No School					

2-4-6-8  
we know your tests  
will be just  
 **GREAT!**

# 4th Grade Testing & RLI Days

## 4th Grade

## April 2021


Sun	Mon	Tue	Wed	Thu	Fri	Sat
				1	2 No School	3
4	5 <u>ALL</u> 4th grade students transition to RLI.	6 <u>ALL</u> 4th grade students transition to RLI.	7	8 Early Release	9	10
11	12 *FSA Testing* 4th grade Writing Test	13 <u>ALL</u> 4th grade students transition to RLI.	14	15	16	17
18	19	20	21	22	23	24
25	26	27	28	29	30	



# 4th Grade Testing & RLI Days

## 4th Grade May 2021

Sun	Mon	Tue	Wed	Thu	Fri	Sat
						1
2	3	4	5 ALL 4th grade students transition to RLI.	6 ALL 4th grade students transition to RLI.	7	8
9	10 *FSA Testing* 4th grade ELA Session 1	11 *FSA Testing* 4th grade ELA Session 2	12 ALL 4th grade students transition to RLI.	13 ALL 4th grade students transition to RLI.	14	15
16	17 ALL 4th grade students transition to RLI.	18 ALL 4th grade students transition to RLI.	19 *FSA Testing* 4th grade Math Session 1	20 *FSA Testing* 4th grade Math Session 2	21	22
23	24 ALL 4th grade students transition to RLI.	25 ALL 4th grade students transition to RLI.	26	27	28	29
30	31 No School					



# 5th Grade Testing & RLI Days

## 5th Grade

## April 2021

Sun	Mon	Tue	Wed	Thu	Fri	Sat
				1	2 No School	3
4	5 <u>ALL</u> 5th grade students transition to RLI.	6 <u>ALL</u> 5th grade students transition to RLI.	7	8 Early Release	9	10
11	12 <u>ALL</u> 5th grade students transition to RLI.	13 *FSA Testing* 5th grade Writing Test	14	15	16	17
18	19	20	21	22	23	
25	26	27	28	29	30	





# 5th Grade Testing & RLI Days

## 5th Grade May 2021

Sun	Mon	Tue	Wed	Thu	Fri	Sat
						1
2	3	4	5 * FSA Testing* 5th grade Science Session 1	6 *FSA Testing* 5th grade Science Session 2	7	8
9	10 ALL 5th grade students transition to RLI.	11 ALL 5th grade students transition to RLI.	12 * FSA Testing* 5th grade ELA Session 1	13 * FSA Testing* 5th grade ELA Session 2	14	15
16	17 ALL 5th grade students transition to RLI.	18 ALL 5th grade students transition to RLI.	19 ALL 5th grade students transition to RLI.	20 ALL 5th grade students transition to RLI.	21	22
23	24 * FSA Testing* 5th grade Math Session 1	25* FSA Testing* 5th grade Math Session 2	26	27	28	29
30	31 No School					



# Frequently Asked Questions



- **Will my child have to come on campus for testing?**
  - Yes
- **Why does my child have to come on campus?**
  - This is a state directive. The state has mandated that no student will be allowed to test at home. All students must come on campus to test.
- **Why are students taking a state test in these unprecedented times?**
  - This is a state directive used to gauge student performance and set the pace for next year.
- **Will my child be able to take the test remotely from home?**
  - No. All students are required to come on campus.
- **Will my child with an IEP receive accommodations?**
  - Absolutely! We will provide students that have accommodations all their services according to their IEP.
- **What happens if I choose NOT to send my student to campus to test?**
  - Your child will not receive a score, which will adversely impact their progress and placement for the following year.
- **Will my child be retained if they do not take their FSA?**
  - Please note, students can be retained if they are not making progress. We are pending directive from the state and as soon as we know, parents will be informed. In the meantime, we will follow Broward County Student Progression Plan.
- **Will the test be paper-based or online?**
  - All tests will be paper-based for grades 3-6.

# Frequently Asked Questions

- **Will it be safe for my child to come on campus?**
  - We will continue to do our best to provide a safe environment. We are working on providing specific times for the students to come in to test. Please refer to the calendars posted on our website that indicated when your child should report to campus for testing.
- **How will you fit all the students safely in classes for testing?**
  - We will be using exterior empty classrooms to place students.
  - Students not testing will be asked to stay home and login to class via Remote Learning.
  - There will be **no early** pickups allowed. Pick up will start at 11:30 AM.
- **How many tests does my child(ren) have to take for the year?**
  - 3rd Grade - 2 Tests → Reading and Math
  - 4th Grade - 3 Tests → Reading, Math and Writing
  - 5th Grade - 4 Tests → Reading, Math, Writing and Science
- **What if my child feels sick on the day of the test?**
  - Contact your child's teacher immediately.
- **Does my child stay on campus after testing?**
  - No. Dismissal for students testing, can be picked up **NO LATER** than 11:30 AM.
  - Students with accommodations for testing - Parents will be contacted for a schedule
- **What if I cannot pick up my child?**
  - Unfortunately, due to contact tracing, all students testing must be picked up.
- **How will my child be picked up?**
  - Post your silent dismissal number, and students will be called this way

Any additional questions not answered?

