


To do	To say	Response (Variations possible)	Back-up
<p>Usher brings candidate in.</p>	<p>Usher to Examiner: Hello, this is <i>(child's name)</i> *. Hello *, my name's <i>Jane/Ms Smith</i>.</p> <p>What's your surname?</p> <p>How old are you?</p>	<p>Hello.</p> <p><i>Silver</i></p> <p><i>11</i></p>	<p>What's your family name?</p> <p>Are you 11?</p>
<p>1. Find the Differences</p> <p>Show candidate both Find the Differences pictures for Test 1.</p> <p>Point to the trees in each picture.</p> <p>Describe things without pointing.</p>	<p>Now, here are two pictures. My picture is nearly the same as yours, but some things are different.</p> <p>For example, in my picture there are four trees, but in your picture there are three. OK?</p> <p>I'm going to say something about my picture. You tell me how your picture is different.</p> <p>In my picture, the bridge is white. In my picture, it's three o'clock. In my picture, the black dog's bigger than the brown dog. In my picture, the boy on the boat's eating pizza. In my picture, the cat's in front of the policeman. In my picture, there are three birds. They're sitting on a house.</p>	<p><i>In my picture, the bridge is green.</i> <i>In my picture, it's eight o'clock.</i> <i>In my picture, the brown dog's bigger than the black dog.</i> <i>In my picture, he's sleeping.</i></p> <p><i>In my picture, the cat's behind the policeman.</i> <i>In my picture, the birds are flying.</i></p>	<p>1. Point at relevant difference/s. 2. Repeat statement. 3. Ask back-up question.</p> <p>What colour is the bridge? What time is it? Is the black dog bigger than the brown dog? What's the boy on the boat doing?</p> <p>Is the cat in front of the policeman?</p> <p>What are the birds doing?</p>

* Remember to use the child's name throughout the test.



To do	To say	Response (Variations possible)	Back-up
<p>2. Information Exchange</p> <p>Show candidate both rucksack information pages for Test 1. Then point to candidate's information page.</p> <p>Point to the boy on candidate's information page. Ask the questions.</p> <p>Point to the girl on candidate's information page.</p> <p>Respond using information on examiner's information page.</p>	<p>Michael and Daisy are going to go on holiday. They've got new rucksacks. I don't know anything about Michael's rucksack, but you do. So I'm going to ask you some questions.</p> <p>Where did Michael buy his rucksack? What colour is the rucksack? Is the rucksack big or small? How many pockets has it got? What's inside the rucksack?</p> <p>Now you don't know anything about Daisy's rucksack, so you ask me some questions.</p> <p>It's green. It's small. three some books She bought it in the supermarket.</p>	<p><i>(in the) market</i> <i>(It's) blue.</i> <i>(It's) big.</i> <i>five</i> <i>(a) map</i></p> <p><i>What colour is Daisy's rucksack?</i> <i>Is the rucksack big or small?</i> <i>How many pockets has it got?</i> <i>What's inside the rucksack?</i> <i>Where did Daisy buy her rucksack?</i></p>	<p>Point at the information if necessary.</p> <p>Point at information cues if necessary.</p>

* Remember to use the child's name throughout the test.



Michael's rucksack





Colour	?
Big / small	?
How many pockets	?
What / inside	?
Where / buy rucksack	?

Daisy's rucksack

Colour	green
Big / small	small
How many pockets	three
What / inside	books
Where / buy rucksack	supermarket

To do	To say	Response (Variations possible)	Back-up
<p>3. Picture Story</p> <p>Show candidate Picture Story for Test 1. Allow time to look at the pictures.</p>	<p>These pictures tell a story. It's called 'The brave teacher'. Just look at the pictures first.</p> <p>Nick and Anna are looking out of the classroom window. The teacher isn't happy because they're not doing their work.</p> <p>Now you tell the story.</p>	<p><i>Now the teacher's looking out of the window too. They can see a kitten in a tree.</i></p> <p><i>The teacher's walking to the tree. All the children are watching her.</i></p> <p><i>The teacher's climbing the tree.</i></p> <p><i>The teacher's got the kitten. Everyone's happy now.</i></p>	<p>1. Point at the pictures. 2. Ask questions about the pictures.</p> <p>What can they see?</p> <p>Where's the teacher going? What are the children doing?</p> <p>What's the teacher doing?</p> <p>Who's got the kitten? Is everyone happy?</p>

Test 1 Picture Story



To do	To say	Response (Variations possible)	Back-up
<p>4. Personal Questions</p> <p>Put the pictures away and turn to the candidate.</p>	<p>Now let's talk about the weekends.</p> <p>What clothes do you wear at the weekend?</p> <p>What do you do on Saturday** evening?</p> <p>What do you eat for lunch on Sundays**?</p> <p>What time do you go to bed at the weekend?</p> <p>Tell me about the places you go to at the weekend.</p>	<p><i>jeans</i></p> <p><i>watch TV</i></p> <p><i>chicken</i></p> <p><i>at 10 o'clock</i></p> <p><i>I go to the shops.</i> <i>I play games in the park.</i> <i>I visit my friends.</i></p>	<p>Do you wear jeans?</p> <p>Do you watch TV?</p> <p>Do you eat chicken?</p> <p>Do you go to bed at 10 o'clock?</p> <p>Do you go to the shops? Do you play games in the park? Do you visit your friends?</p>
	<p>OK, thank you, *. Goodbye.</p>	<p>Goodbye.</p>	

* Remember to use the child's name throughout the test.

** Use another weekend day as appropriate in your country.