


THE DRAGON BROTHERS

Activity Kit



Create your own dragon!

Pick which type of dragon you'd like to make!

A flying paper plate dragon or a fire breathing dragon!

Flying Paper Plate Dragon.....

You'll need:

Dragon template, 1 paper plate, pencil, scissors, stapler, markers, paints, crayons or other decorating item

Directions:

Use the scissors to cut out the dragon template. Fold the paper plate in half and trace the body/wings template onto the plate (the tops of the wings will match with the curve of the plate.) Cut out the body/wings from the plate. Trace the tail and the head on what's left of the plate and cut those out.

Fold the wings down. Slide the head piece in the front between the body piece and staple it together. Then, place the tail piece in the back between the body piece and staple that together.

Color and decorate your dragon!

Fire-Breathing Dragon.....

You'll need:

Toilet paper or paper towel rolls; construction paper; crepe or tissue paper in red, yellow, and orange; craft pompoms in varying sizes; googly eyes; scissors; glue


Directions:

Cover the toilet paper or paper towel roll in your choice of construction paper. Cut out multiple long strips of the crepe or tissue paper, in each color. On one side of the roll, glue the ends of the tissue paper around the inside edge of the tube. This is the dragon's fire! Take two small pompoms and glue them on top of the roll about an inch from the edge on the fire side. This is the dragon's nose! For the eyes, take two large pompoms and glue them to the roll on the opposite site from the fire, about an inch in. Glue two googly eyes onto these pompoms. To see the dragon breathe fire, blow through the roll and watch the flames go!



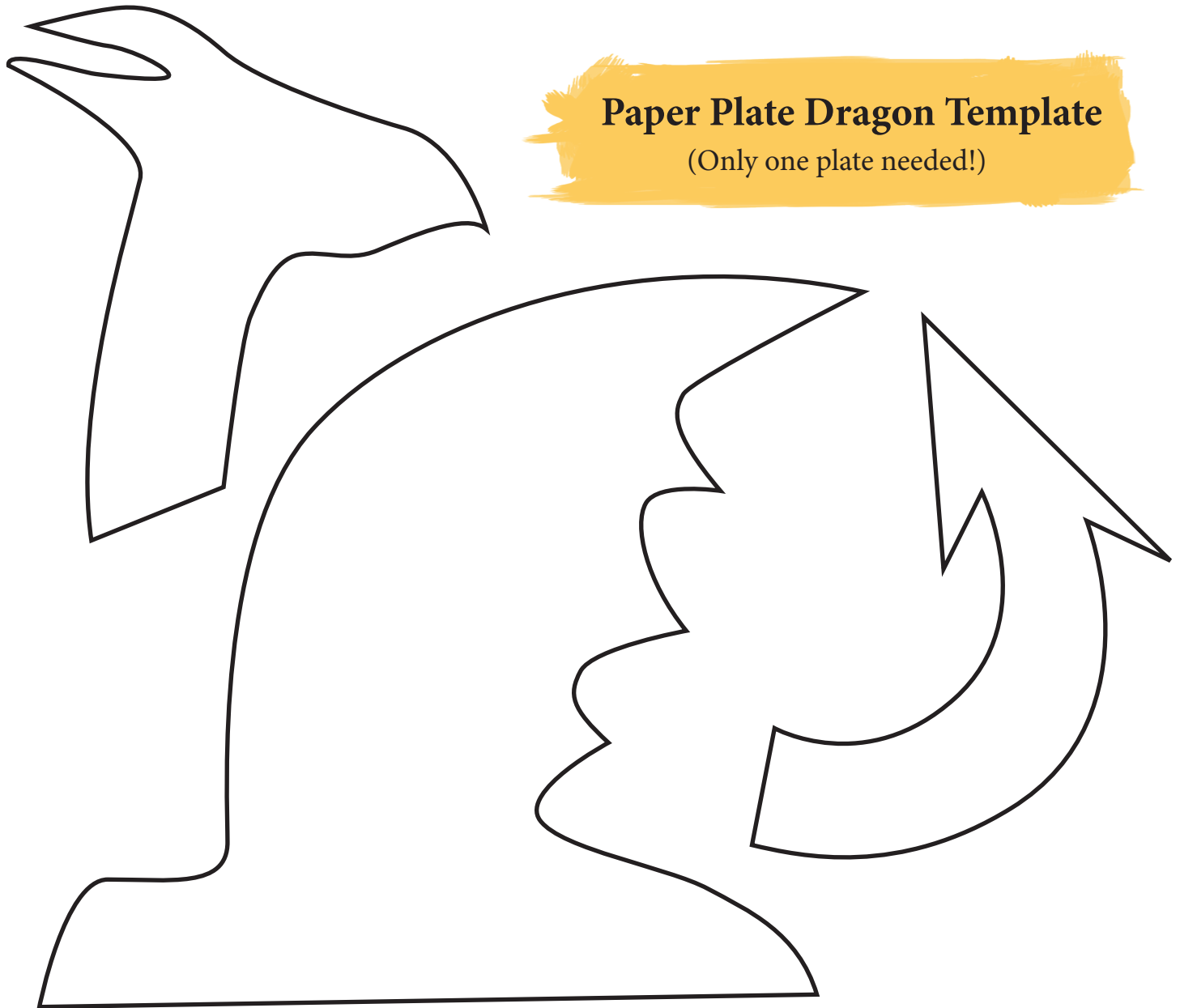
THE DRAGON BROTHERS

Activity Kit



Paper Plate Dragon Template

(Only one plate needed!)




Fold 

Template Source: www.pinkstripeysocks.com



THE DRAGON BROTHERS


Activity Kit



Help Flynn and Paddy find their way home from the dragon's lair!



Start




End



Maze Source: Copyright 2017 © JGB Service, <http://www.mazegenerator.net/>

THE DRAGON BROTHERS


Activity Kit



Maze Solution



Start




End




Maze Source: Copyright 2017 © JGB Service, <http://www.mazegenerator.net/>

THE DRAGON BROTHERS

Activity Kit




Dragons come in all shapes, sizes and personalities!
Draw your own dragon below!



THE DRAGON BROTHERS

Activity Kit



Host Your Very Own
DRAGON EGG HUNT!
In the next few pages, you will find:

A poster to promote your event

Name tags for attendees

Image clues and “map”

(more info on these below)

Directions:

Tape up the images in different locations around your store/library and hide the eggs behind them.

As participants come in, hand them a “map” that contains all 12 images. Have them walk around the store and search for the images. As they find each egg, they should check off that image on their map. Once a participant has located each image and egg, they should come to you and turn in their completed sheet for a prize!



Join Us for a DRAGON EGG HUNT!



DATE:

TIME:

And don't miss the **DRAGON BROTHERS** series!



Hello! My name is

The brave dragon hunter!



 sourcebooks
jabberwocky

Hello! My name is

The brave dragon hunter!



 sourcebooks
jabberwocky

Hello! My name is


The brave dragon hunter!



 sourcebooks
jabberwocky

Hello! My name is


The brave dragon hunter!



 sourcebooks
jabberwocky

Hello! My name is

The brave dragon hunter!



 sourcebooks
jabberwocky

Hello! My name is

The brave dragon hunter!



 sourcebooks
jabberwocky

Hello! My name is

The brave dragon hunter!



 sourcebooks
jabberwocky

Hello! My name is

The brave dragon hunter!



 sourcebooks
jabberwocky

THE DRAGON BROTHERS




Image Clue #1



THE DRAGON BROTHERS




Image Clue #2



THE DRAGON BROTHERS




Image Clue #3



THE DRAGON BROTHERS




Image Clue #4



THE DRAGON BROTHERS





Image Clue #5



THE DRAGON BROTHERS




Image Clue #6



THE DRAGON BROTHERS




Image Clue #7



THE DRAGON BROTHERS




Image Clue #8



Written by James Russell · Illustrations by Link Choi

THE DRAGON BROTHERS




Image Clue #9



THE DRAGON BROTHERS




Image Clue #10



THE DRAGON BROTHERS




Image Clue #11



THE DRAGON BROTHERS





Image Clue #12



THE DRAGON BROTHERS

Activity Kit



Your mission as a
DRAGON HUNTER:
find these images around the store
to find the dragon eggs!

