



**TEXAS A&M**  
UNIVERSITY®

# CAMPUS MASTER PLAN UPDATE

Focus Group - Preservation & Adaptive Reuse



11 February 2016



# AGENDA

- Introductions
- Planning Scope
- The 2004 Campus Plan
- Observations
- SWOT Exercise
- Analysis
- Goals and Advice
- Questions & Discussion



# INTRODUCTIONS



intro:

# Ayers Saint Gross

## PHILOSOPHY

---

*We engage people and places to create designs that enrich the world.*

## FOUNDED

---

**1912**


## OFFICES

---

Baltimore, MD • Tempe, AZ • Washington, DC

## CLIENTELE

---



## S T A F F

---

**160**

Professional Staff Members

**75%**

of our Staff Members are LEED Accredited

intro:

# A Commitment to Higher Education

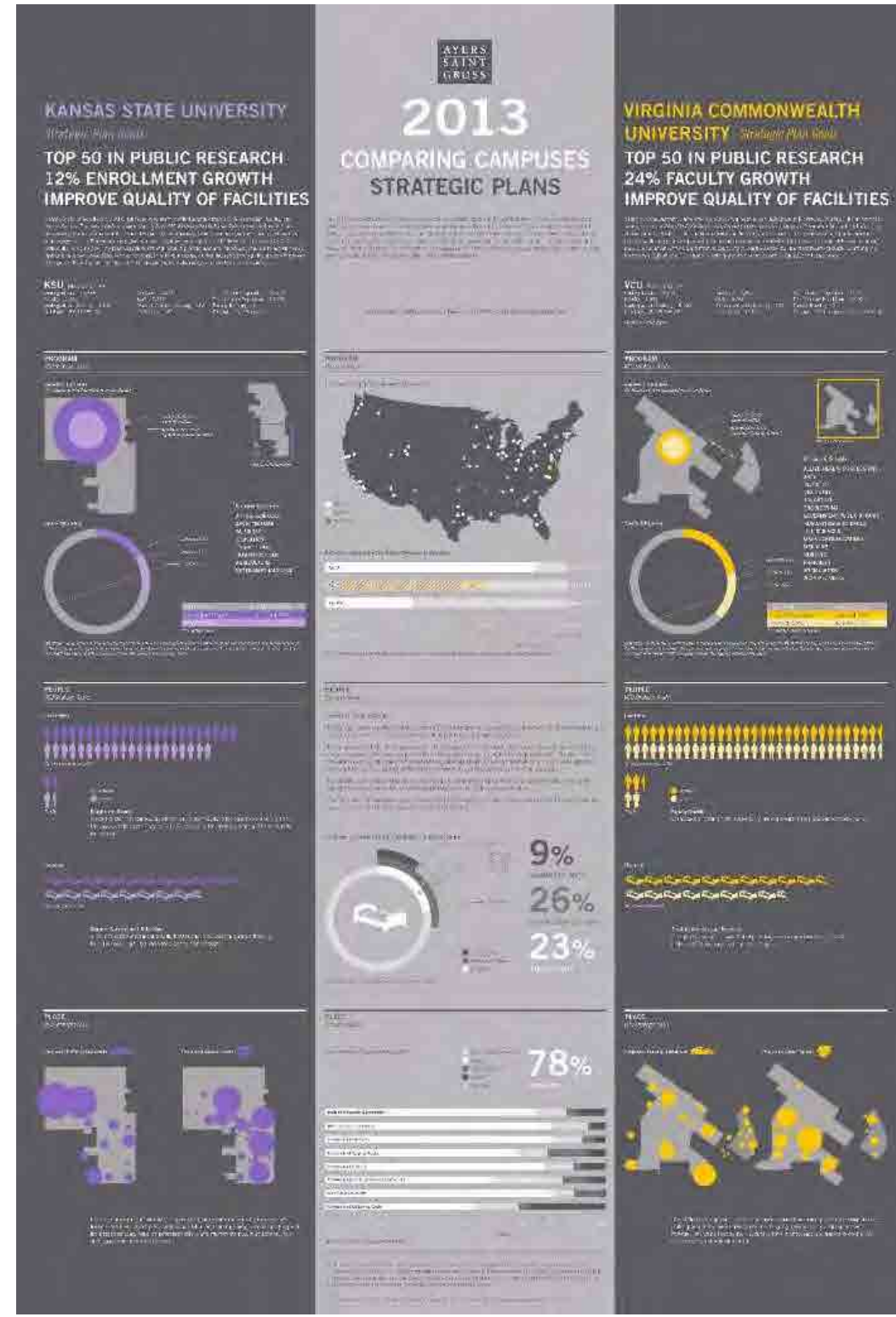
## Workshop-Based

Process structure around intensive campus engagement



## Research-Informed

Active research on higher education trends since 1998



## Scenario-Tested

Campus Capacities explored via multiple development scenarios



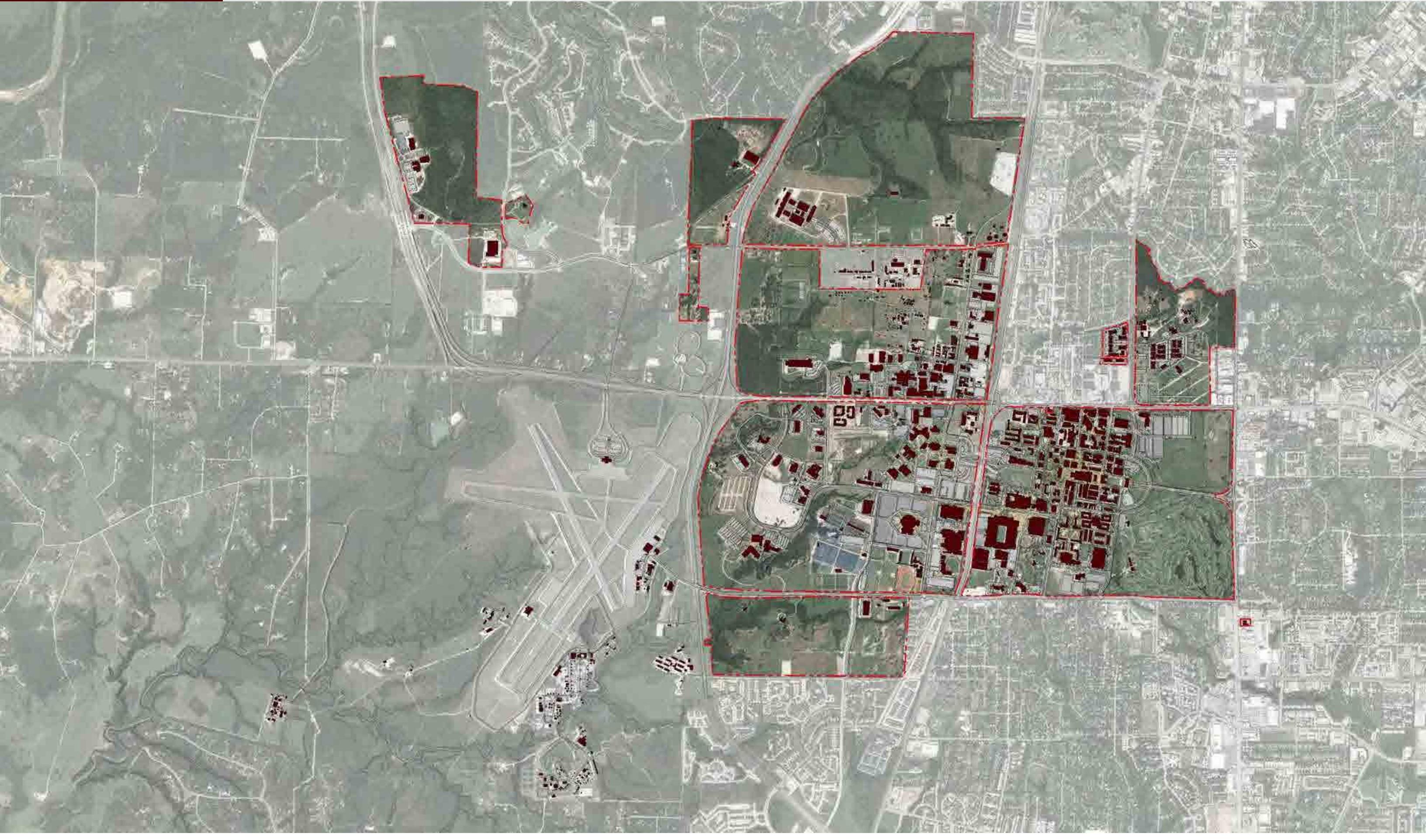


# PLANNING SCOPE



scope:

# Physical Planning Areas



## **Development Framework Plan**

A review and analysis of existing planning efforts undertaken by the University since the adoption of the Campus Master Plan in 2004 will be completed. This will include the adopted and proposed District Plans, Vision 2020, current Academic Plans, current Strategic Plan(s), and other planning efforts.

## **Circulation & Transportation Plan**

The planning effort will evaluate current campus access and circulation along with projected scenarios based on potential growth. Emphasis will be placed on the pedestrian experience along with campus gateways, edge conditions, alternate mobility opportunities, future garage locations and connections to the community.

## **Sustainability Plan**

Develop a set of sustainability guidelines that will inform the planning effort and the Development Framework Plan. Identify both planning and building best practices relevant to sustainability strategies. Incorporate standards into a set of Sustainability Guidelines.

## **Preservation & Adaptive Reuse Plan**

Review the current list of heritage campus buildings to identify necessary additions or deletions, coordinated with facilities indicated for potential demolition in the 2004 Campus Master Plan and adopted District Plans. The current Heritage Building Guidelines will be reviewed and recommendations made for revisions.

## **Signage Plan**

Develop a signage and wayfinding master plan. This effort will focus on developing a breakdown of where wayfinding is needed and the development of new signage standards for the university. The wayfinding system includes directional, identification, and orientation signs to facilitate campus navigation and identity.

## **Design & Landscape Guidelines**

Review and recommend additions, deletions or modifications to the current 2004 Campus Master Plan guidelines for architectural and landscape components.



## **Development Framework Plan**

A review and analysis of existing planning efforts undertaken by the University since the adoption of the Campus Master Plan in 2004 will be completed. This will include the adopted and proposed District Plans, Vision 2020, current Academic Plans, current Strategic Plan(s), and other planning efforts.

## **Circulation & Transportation Plan**

The planning effort will evaluate current campus access and circulation along with projected scenarios based on potential growth. Emphasis will be placed on the pedestrian experience along with campus gateways, edge conditions, alternate mobility opportunities, future garage locations and connections to the community.

## **Sustainability Plan**

Develop a set of sustainability guidelines that will inform the planning effort and the Development Framework Plan. Identify both planning and building best practices relevant to sustainability strategies. Incorporate standards into a set of Sustainability Guidelines.

## **Preservation & Adaptive Reuse Plan**

Review the current list of heritage campus buildings to identify necessary additions or deletions, coordinated with facilities indicated for potential demolition in the 2004 Campus Master Plan and adopted District Plans. The current Heritage Building Guidelines will be reviewed and recommendations made for revisions.

## **Signage Plan**

Develop a signage and wayfinding master plan. This effort will focus on developing a breakdown of where wayfinding is needed and the development of new signage standards for the university. The wayfinding system includes directional, identification, and orientation signs to facilitate campus navigation and identity.

## **Design & Landscape Guidelines**

Review and recommend additions, deletions or modifications to the current 2004 Campus Master Plan guidelines for architectural and landscape components.

**scope:**

# Engagement

Orchestrate

## Co-Chairs

Dr. Jorge Vanegas  
Ms. Lilia Gonzales

Direct & Advise

## Executive Committee

President  
Provost  
VP for Finance & Administration

## Advisory Committees

Council of Deans  
Council on the Built Environment

## Focus Groups

Multiple Entities

## Campus & Community

Open Forums  
Website

Support

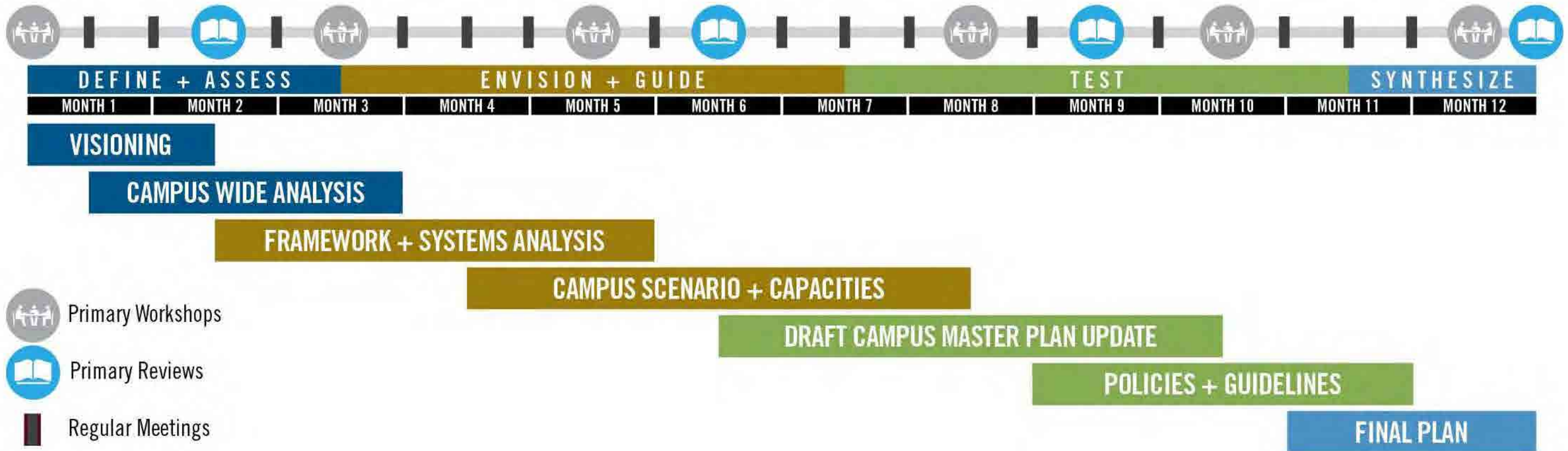
## Information

## Requests

University Architect  
Transportation Services  
UES  
Student Affairs  
Academics

scope:

# Timeframe



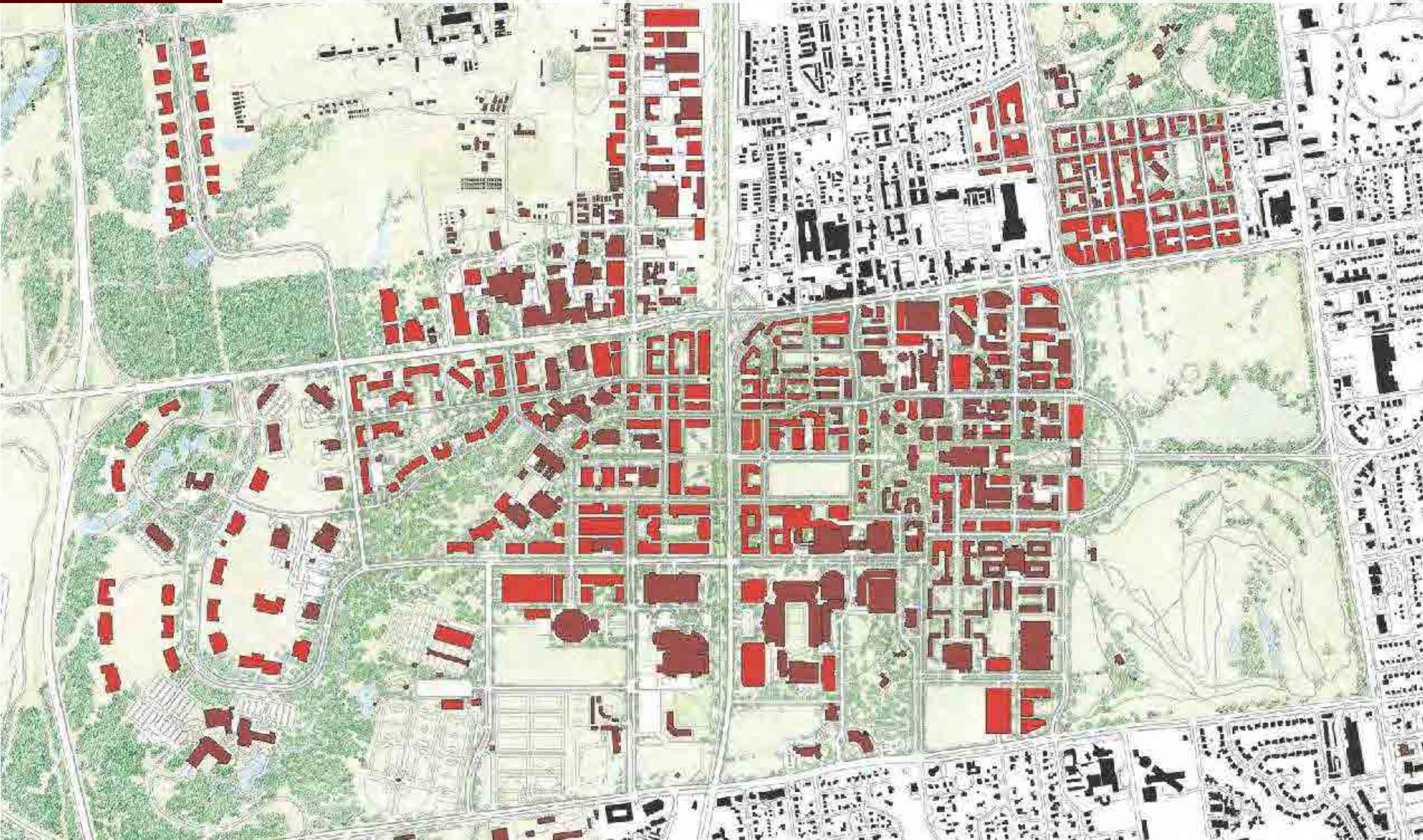


# THE 2004 CAMPUS PLAN



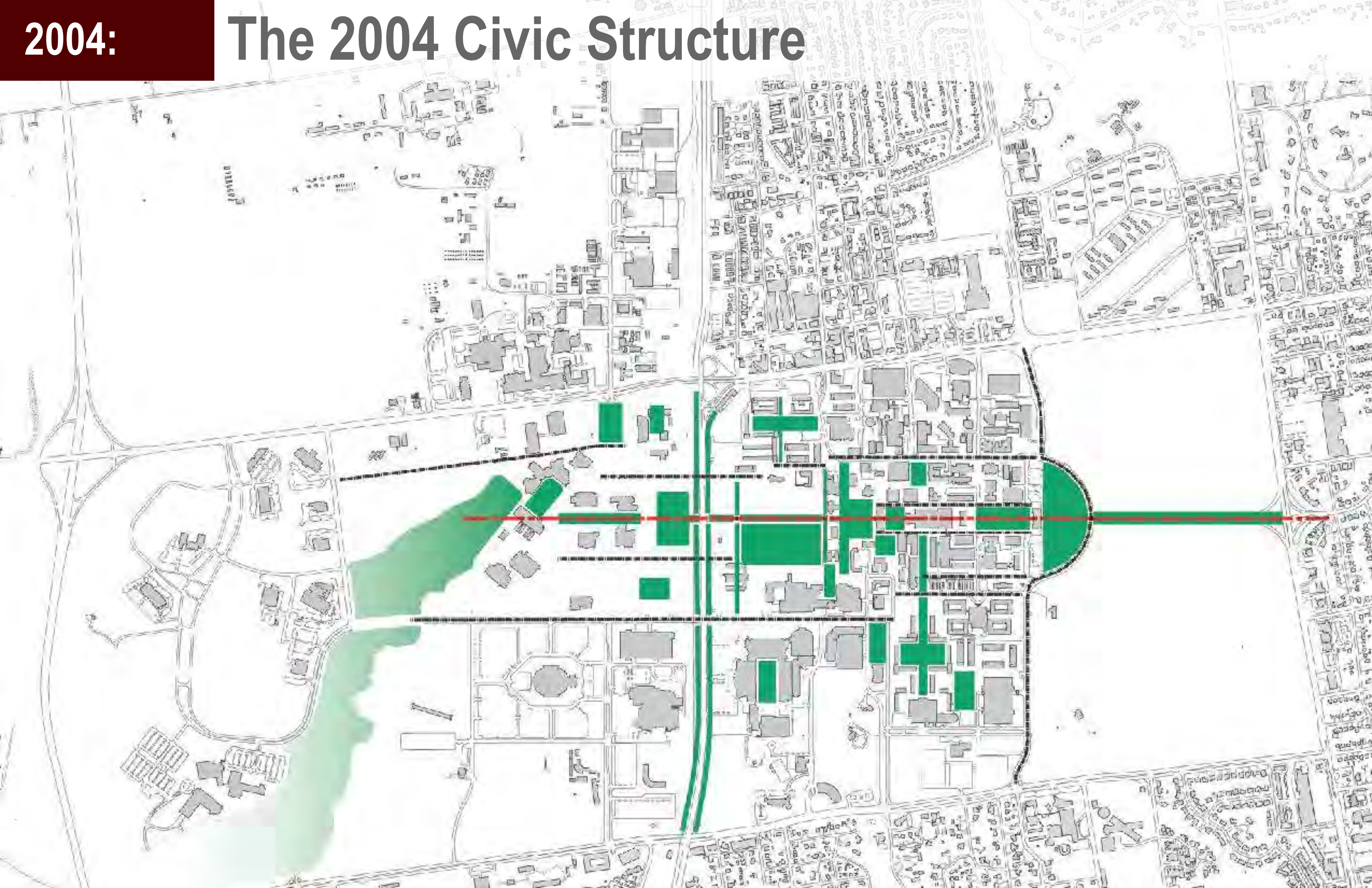
2004:

# The 2004 Campus Master Plan



2004:

# The 2004 Civic Structure



2004:

# The 2004 Landscape Plan





# THE 2004 PLAN: SURVEY






2004:

# Survey Instructions

Phone



Text ASGCAMPUS to **37607**

Computer



[Pollev.com/ASGCAMPUS](http://Pollev.com/ASGCAMPUS)

## 1. Reinforce Campus Identity

Most of the positive physical contributions to campus identity are associated with the buildings, spaces, and sculptures of the east core of the campus. Campus identity should be reinforced by further positive contributions.

## 2. Reinforce Campus Community

The remarkable sense of community on campus is not reinforced by the physical setting. The physical setting should enhance and promote a greater sense of community. The campus should be a compact, cohesive environment in order to achieve this goal.

## 3. Establish Connectivity

Interdisciplinary activity is essential to research and knowledge today. Connectivity needs to be reestablished between places, between academic and research activities, between faculty and students, and between campus and the community.

## 4. Create Architecture that Contributes Positively to the Campus Community

Too many recent buildings are isolated objects that contribute little to the campus community. Buildings should be better neighbors through their siting, exterior design, interior public space design, and landscape. The renovation of existing buildings should consider and reinforce their relationship to the community.

## 5. Promote Spatial Equity & Appropriateness

Equitable spatial standards need to be developed, as well as a space allocation system that also considers the reuse of existing space. A comparative space analysis and an Academic Space Plan should serve as the basis for space allocation.

## 6. Establish an Accessible, Pedestrian Campus

The “population” of the campus is approximately 52,000 students, faculty, and staff. About 10,000 students live on campus. This means that approximately 42,000 people commute to campus —many by car. There are also numerous service vehicles, buses, and so on. The goal is to rationalize the circulation patterns, keep private cars to the periphery, and make the campus an accessible, pedestrian one.

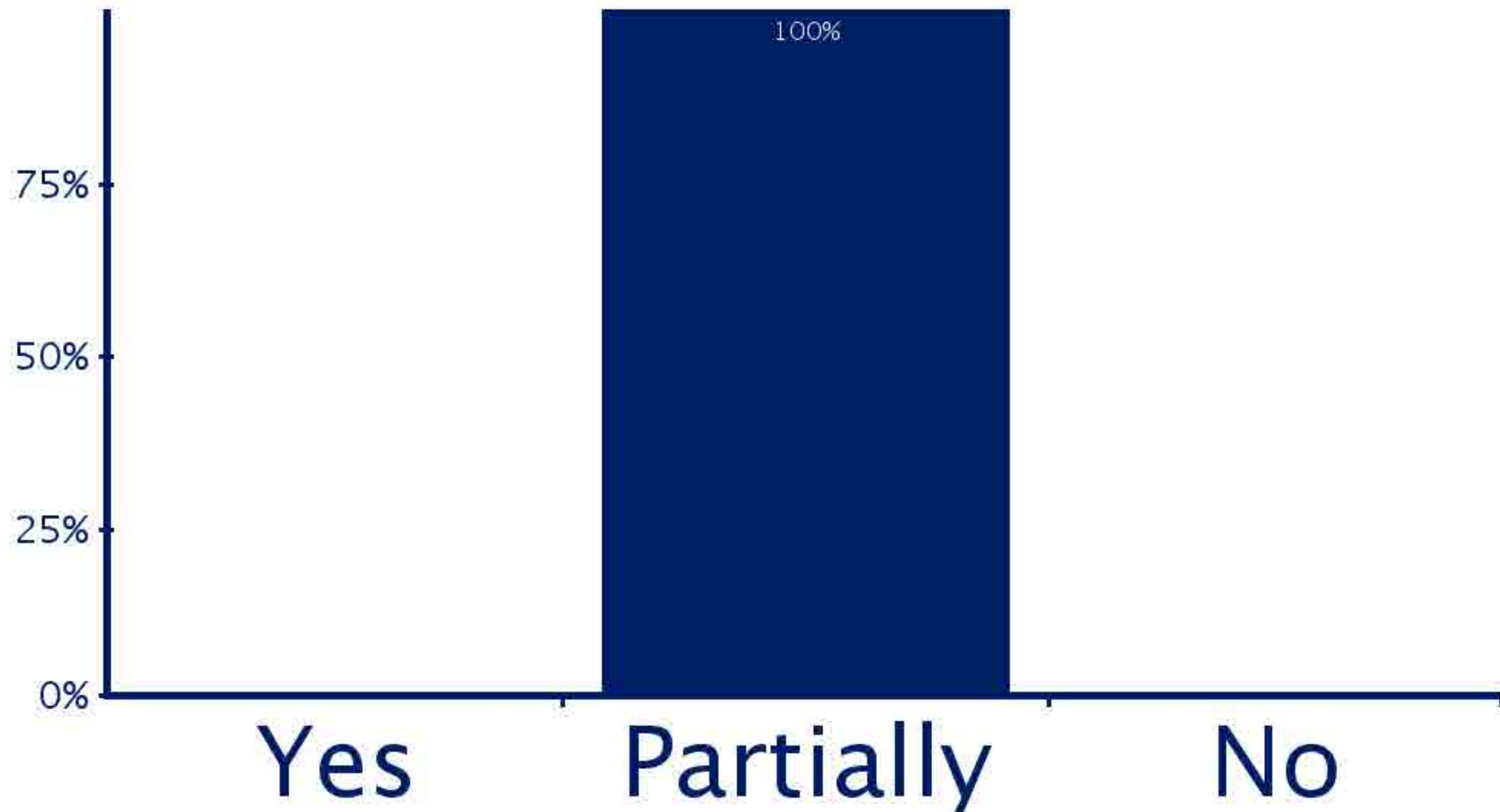
## 7. Promote Sustainability

The campus has finite land and resources. The goal is to promote sustainability by teaching, planning, and acting in an environmentally sustainable manner.

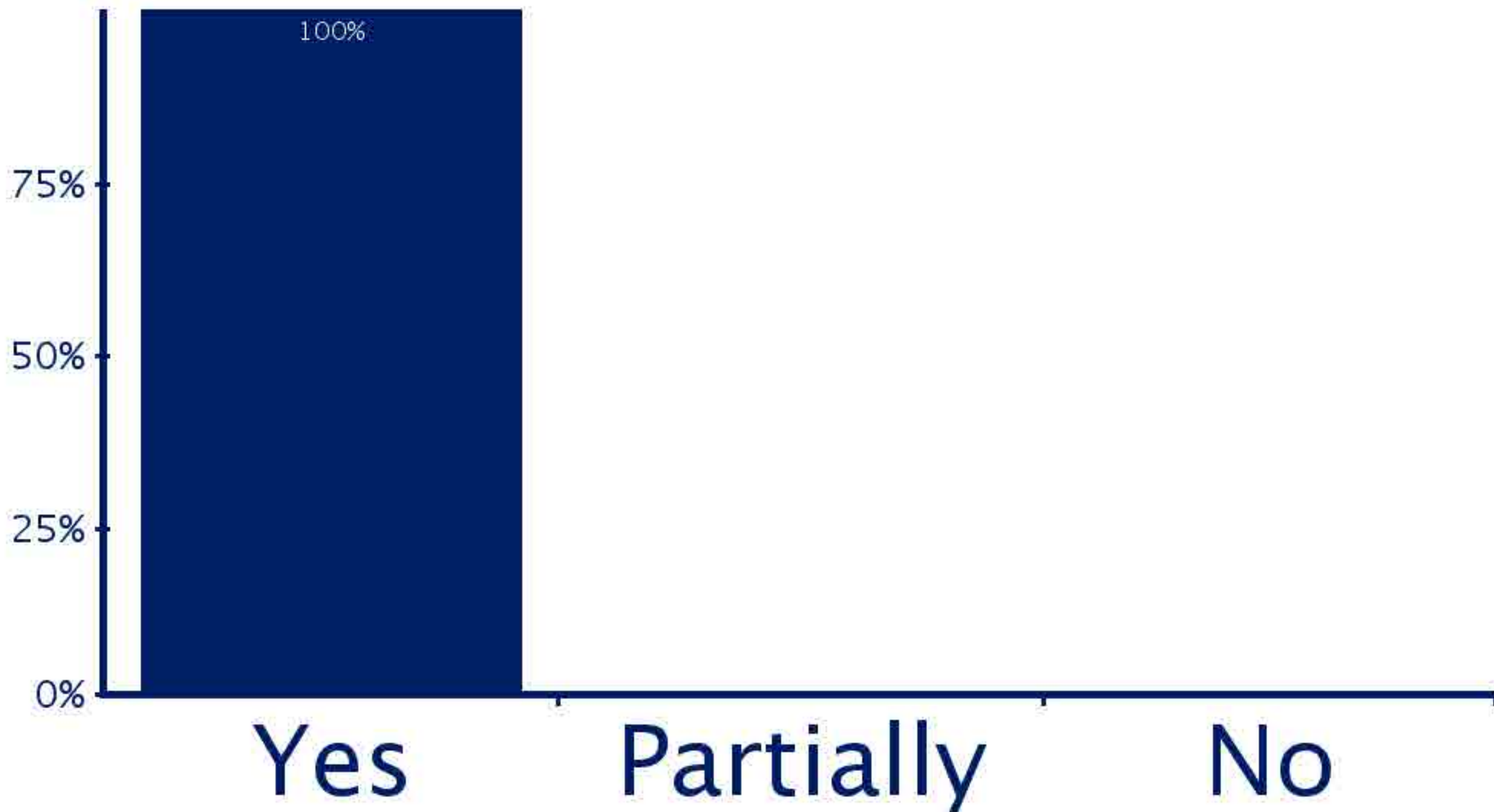
## 8. Develop a Supportive Process

The aim is to develop a process that enables the attainment of the above goals in a transparent, inclusive, and efficient manner.

# Reinforce Campus Identity: Was this goal successfully implemented since the 2004 plan?



# Reinforce Campus Identity: Is this goal still relevant and important?



# Goals of the Plan

## 1. Reinforce Campus Identity

Most of the positive physical contributions to campus identity are associated with the buildings, spaces, and sculptures of the east core of the campus. Campus identity should be reinforced by further positive contributions.

## 2. Reinforce Campus Community

The remarkable sense of community on campus is not reinforced by the physical setting. The physical setting should enhance and promote a greater sense of community. The campus should be a compact, cohesive environment in order to achieve this goal.

## 3. Establish Connectivity

Interdisciplinary activity is essential to research and knowledge today. Connectivity needs to be reestablished between places, between academic and research activities, between faculty and students, and between campus and the community.

## 4. Create Architecture that Contributes Positively to the Campus Community

Too many recent buildings are isolated objects that contribute little to the campus community. Buildings should be better neighbors through their siting, exterior design, interior public space design, and landscape. The renovation of existing buildings should consider and reinforce their relationship to the community.

## 5. Promote Spatial Equity & Appropriateness

Equitable spatial standards need to be developed, as well as a space allocation system that also considers the reuse of existing space. A comparative space analysis and an Academic Space Plan should serve as the basis for space allocation.

## 6. Establish an Accessible, Pedestrian Campus

The “population” of the campus is approximately 52,000 students, faculty, and staff. About 10,000 students live on campus. This means that approximately 42,000 people commute to campus —many by car. There are also numerous service vehicles, buses, and so on. The goal is to rationalize the circulation patterns, keep private cars to the periphery, and make the campus an accessible, pedestrian one.

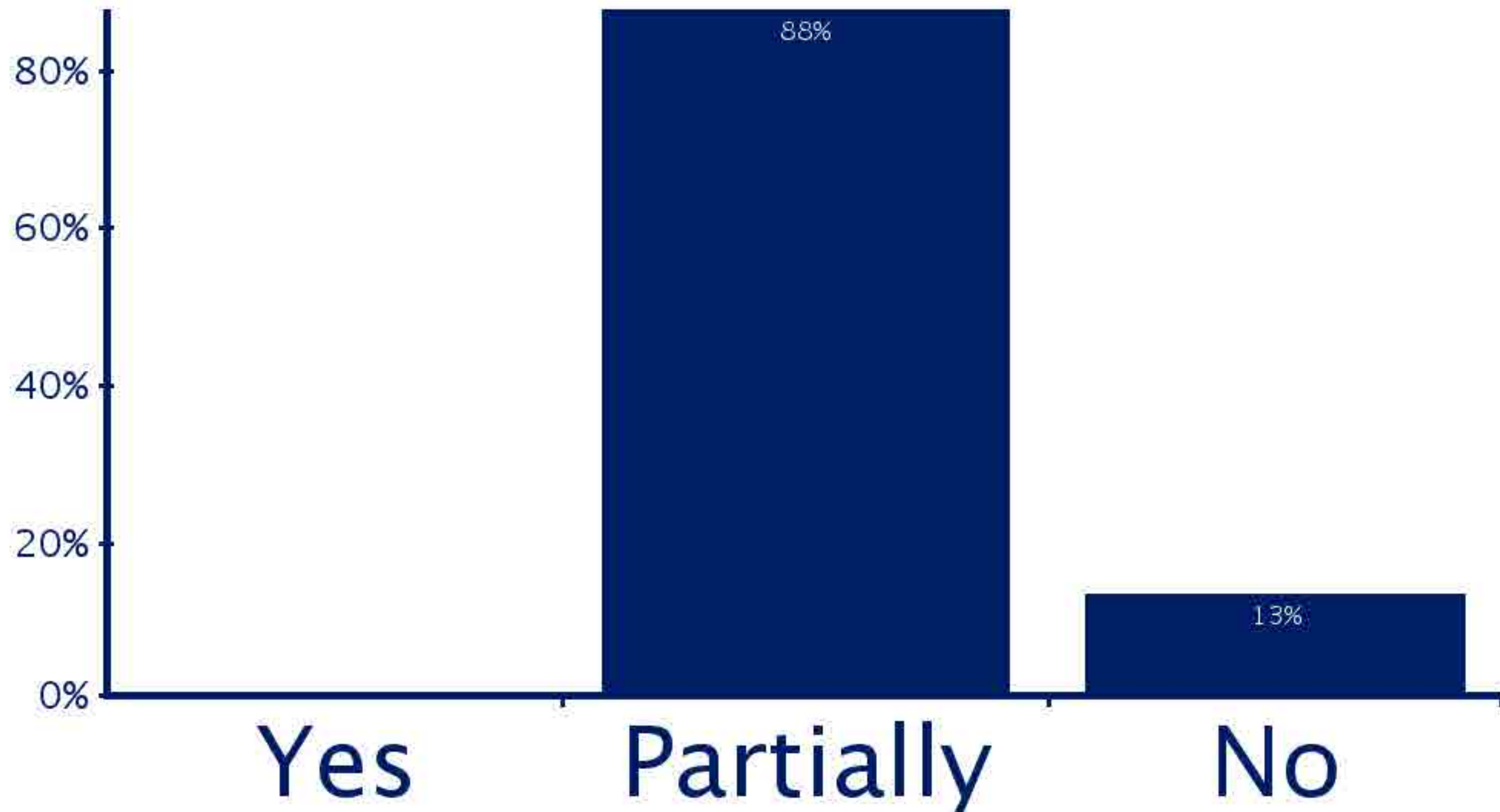
## 7. Promote Sustainability

The campus has finite land and resources. The goal is to promote sustainability by teaching, planning, and acting in an environmentally sustainable manner.

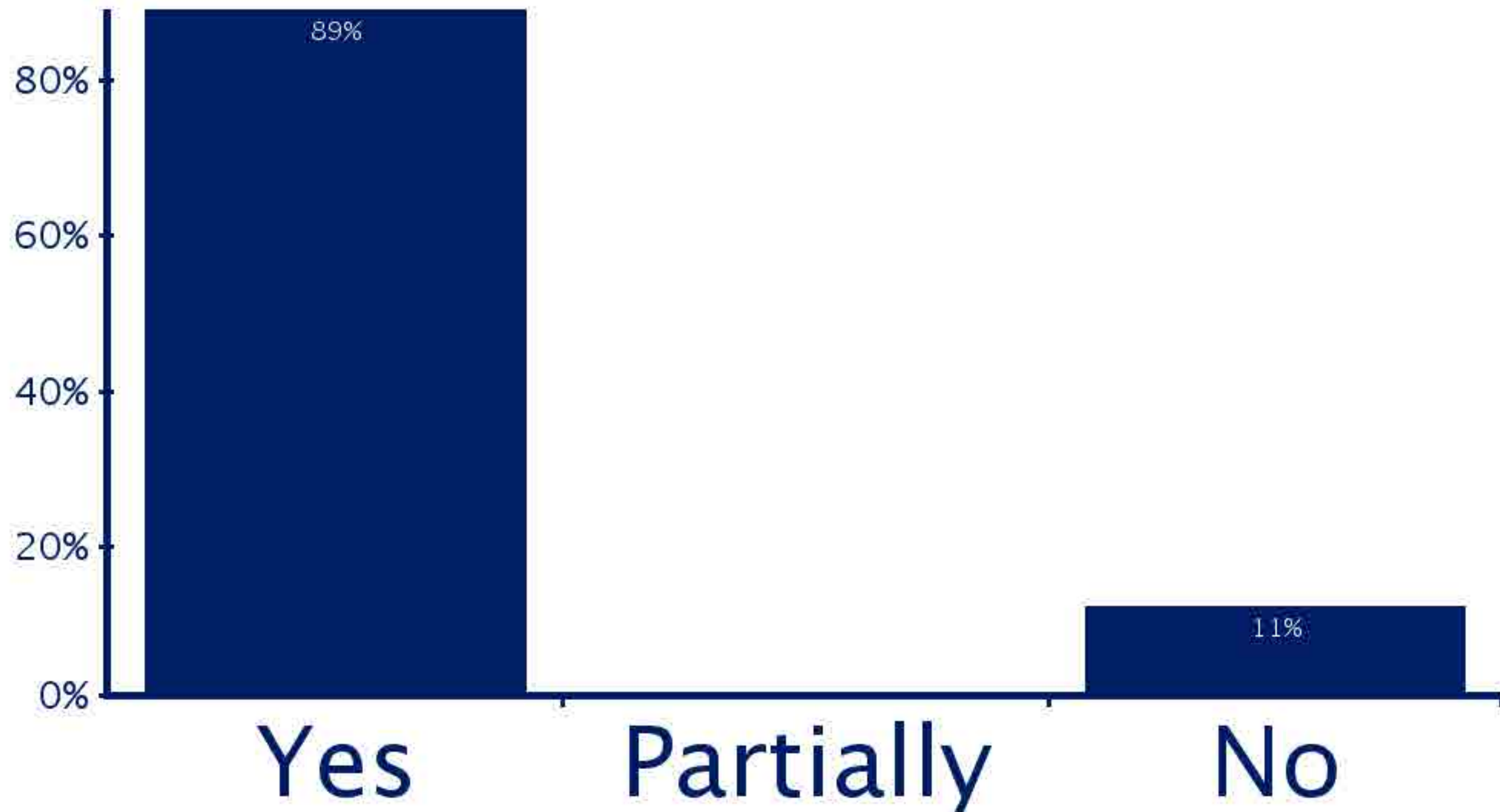
## 8. Develop a Supportive Process

The aim is to develop a process that enables the attainment of the above goals in a transparent, inclusive, and efficient manner.

# Reinforce Campus Community: Was this goal successfully implemented since the 2004 plan?



# Reinforce Campus Community: Is this goal still relevant and important?



# Goals of the Plan

## 1. Reinforce Campus Identity

Most of the positive physical contributions to campus identity are associated with the buildings, spaces, and sculptures of the east core of the campus. Campus identity should be reinforced by further positive contributions.

## 2. Reinforce Campus Community

The remarkable sense of community on campus is not reinforced by the physical setting. The physical setting should enhance and promote a greater sense of community. The campus should be a compact, cohesive environment in order to achieve this goal.

## 3. Establish Connectivity

Interdisciplinary activity is essential to research and knowledge today. Connectivity needs to be reestablished between places, between academic and research activities, between faculty and students, and between campus and the community.

## 4. Create Architecture that Contributes Positively to the Campus Community

Too many recent buildings are isolated objects that contribute little to the campus community. Buildings should be better neighbors through their siting, exterior design, interior public space design, and landscape. The renovation of existing buildings should consider and reinforce their relationship to the community.

## 5. Promote Spatial Equity & Appropriateness

Equitable spatial standards need to be developed, as well as a space allocation system that also considers the reuse of existing space. A comparative space analysis and an Academic Space Plan should serve as the basis for space allocation.

## 6. Establish an Accessible, Pedestrian Campus

The “population” of the campus is approximately 52,000 students, faculty, and staff. About 10,000 students live on campus. This means that approximately 42,000 people commute to campus —many by car. There are also numerous service vehicles, buses, and so on. The goal is to rationalize the circulation patterns, keep private cars to the periphery, and make the campus an accessible, pedestrian one.

## 7. Promote Sustainability

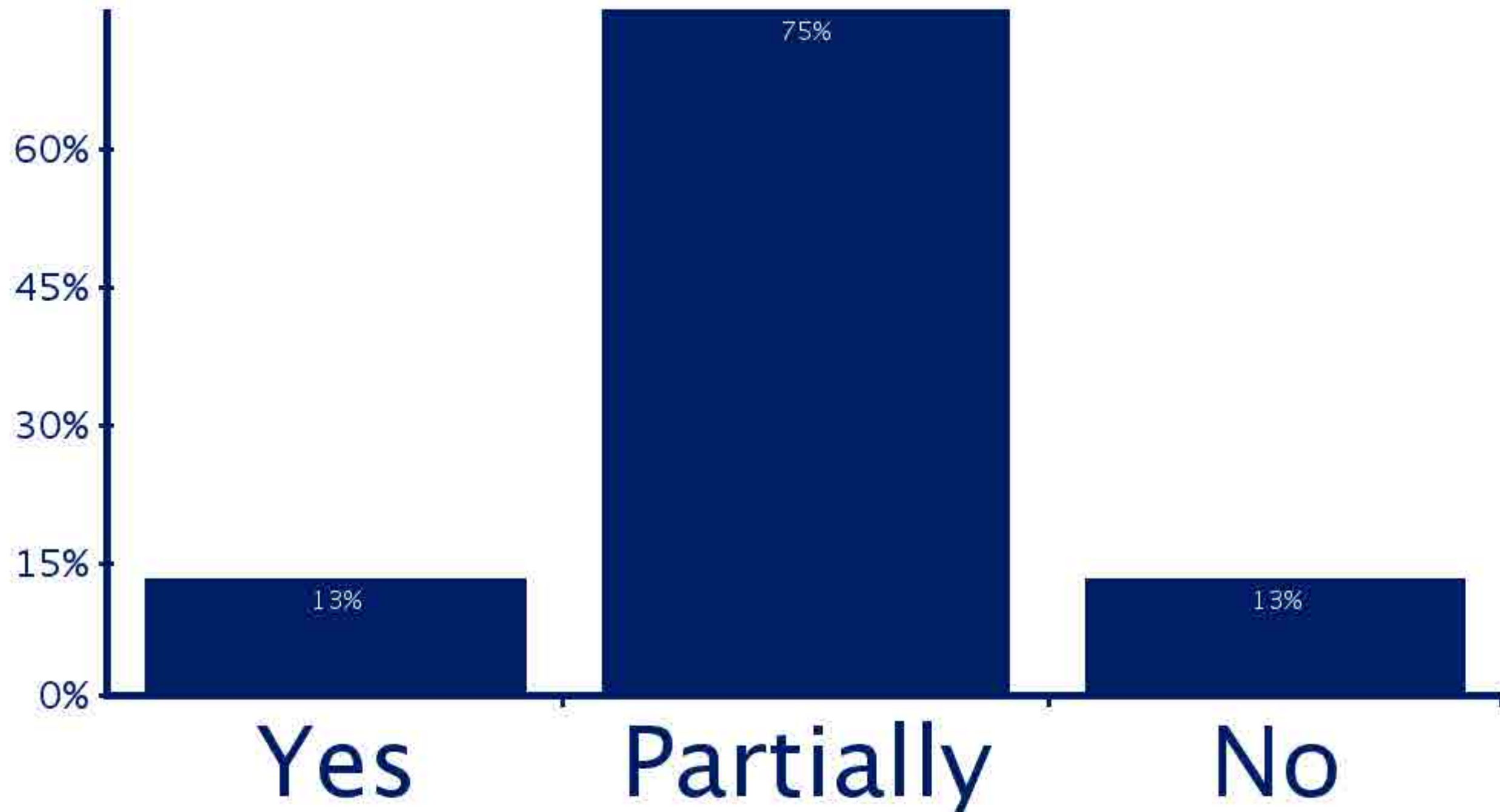
The campus has finite land and resources. The goal is to promote sustainability by teaching, planning, and acting in an environmentally sustainable manner.

## 8. Develop a Supportive Process

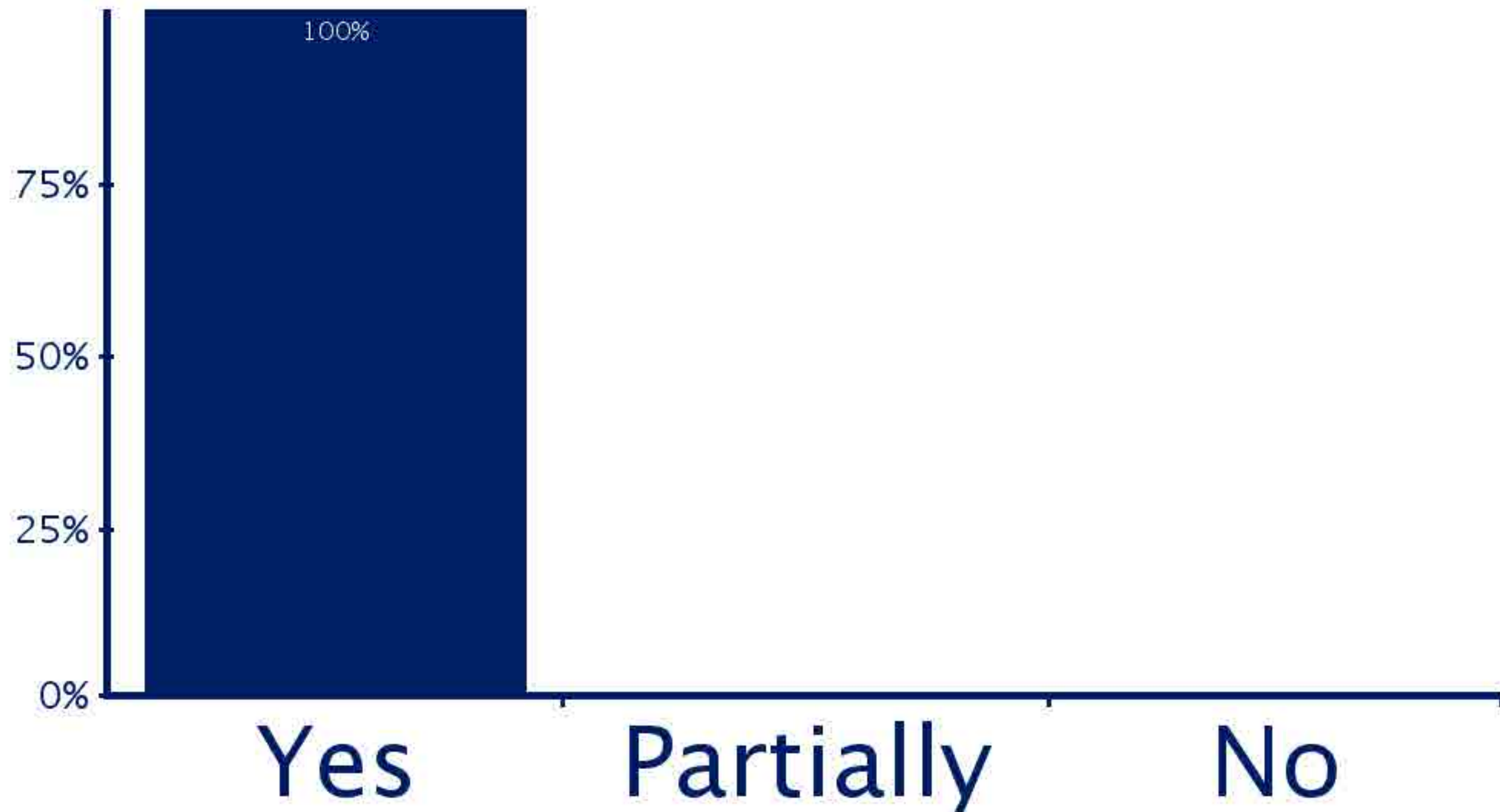
The aim is to develop a process that enables the attainment of the above goals in a transparent, inclusive, and efficient manner.



# Establish Connectivity: Was this goal successfully implemented since the 2004 plan?



# Establish Connectivity: Is this goal still relevant and important?



# Goals of the Plan

## 1. Reinforce Campus Identity

Most of the positive physical contributions to campus identity are associated with the buildings, spaces, and sculptures of the east core of the campus. Campus identity should be reinforced by further positive contributions.

## 2. Reinforce Campus Community

The remarkable sense of community on campus is not reinforced by the physical setting. The physical setting should enhance and promote a greater sense of community. The campus should be a compact, cohesive environment in order to achieve this goal.

## 3. Establish Connectivity

Interdisciplinary activity is essential to research and knowledge today. Connectivity needs to be reestablished between places, between academic and research activities, between faculty and students, and between campus and the community.

## 4. Create Architecture that Contributes Positively to the Campus Community

Too many recent buildings are isolated objects that contribute little to the campus community. Buildings should be better neighbors through their siting, exterior design, interior public space design, and landscape. The renovation of existing buildings should consider and reinforce their relationship to the community.

## 5. Promote Spatial Equity & Appropriateness

Equitable spatial standards need to be developed, as well as a space allocation system that also considers the reuse of existing space. A comparative space analysis and an Academic Space Plan should serve as the basis for space allocation.

## 6. Establish an Accessible, Pedestrian Campus

The “population” of the campus is approximately 52,000 students, faculty, and staff. About 10,000 students live on campus. This means that approximately 42,000 people commute to campus —many by car. There are also numerous service vehicles, buses, and so on. The goal is to rationalize the circulation patterns, keep private cars to the periphery, and make the campus an accessible, pedestrian one.

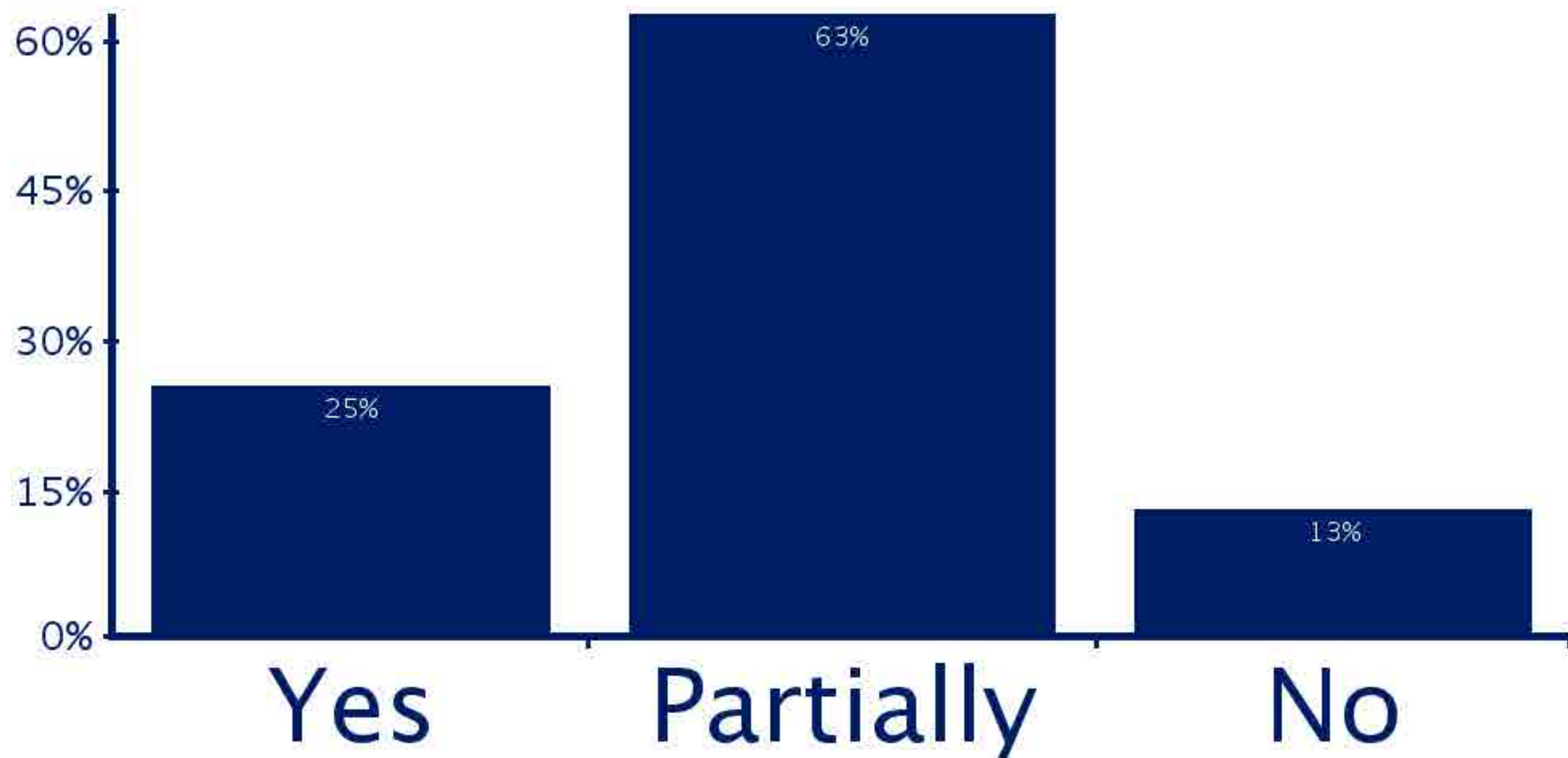
## 7. Promote Sustainability

The campus has finite land and resources. The goal is to promote sustainability by teaching, planning, and acting in an environmentally sustainable manner.

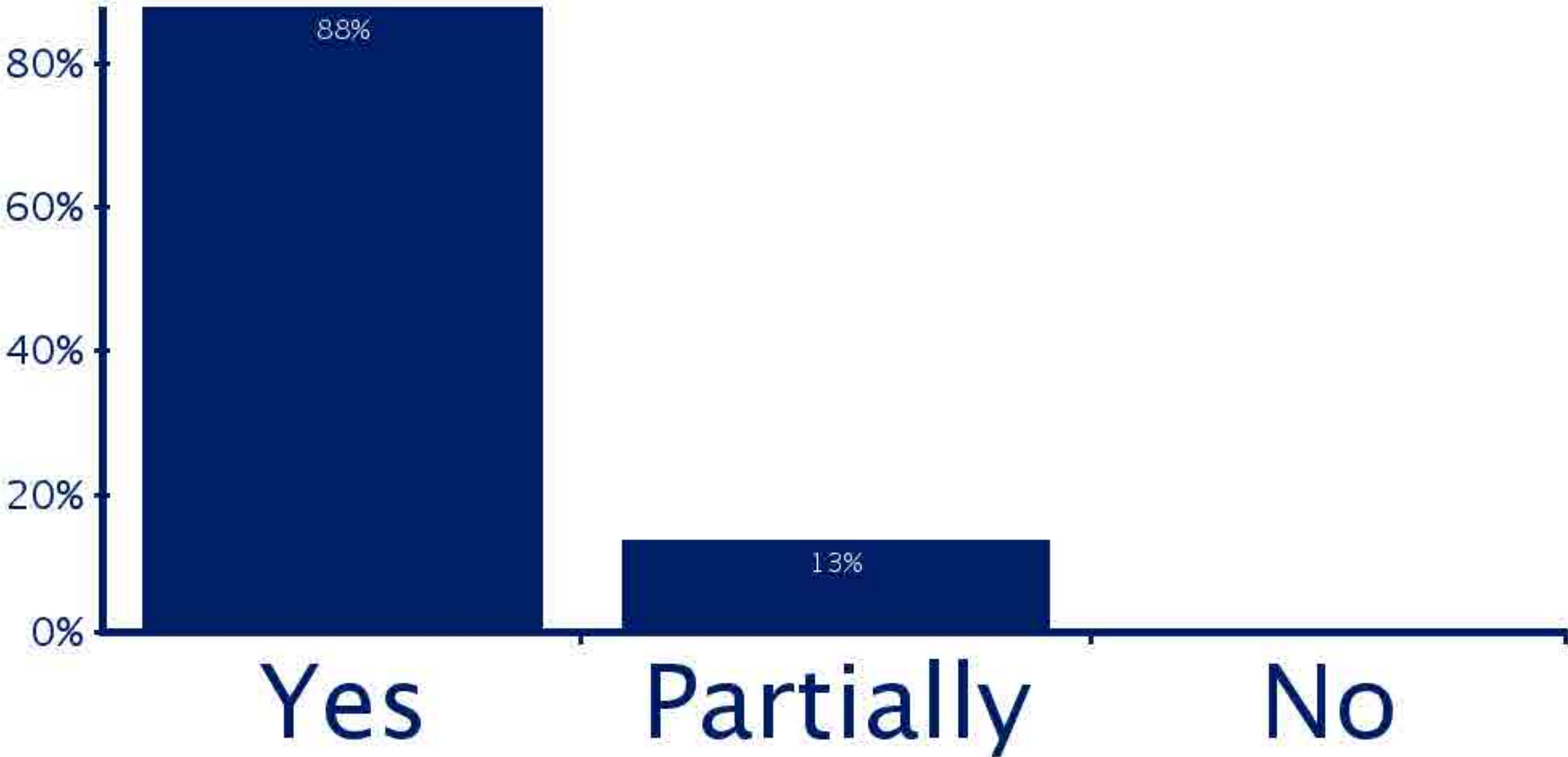
## 8. Develop a Supportive Process

The aim is to develop a process that enables the attainment of the above goals in a transparent, inclusive, and efficient manner.

# Create Architecture that Contributes Positively to the Campus Community: Was this goal successfully implemented since the 2004 plan?



# Create Architecture that Contributes Positively to the Campus Community: Is this goal still relevant and important?



# Goals of the Plan

## 1. Reinforce Campus Identity

Most of the positive physical contributions to campus identity are associated with the buildings, spaces, and sculptures of the east core of the campus. Campus identity should be reinforced by further positive contributions.

## 2. Reinforce Campus Community

The remarkable sense of community on campus is not reinforced by the physical setting. The physical setting should enhance and promote a greater sense of community. The campus should be a compact, cohesive environment in order to achieve this goal.

## 3. Establish Connectivity

Interdisciplinary activity is essential to research and knowledge today. Connectivity needs to be reestablished between places, between academic and research activities, between faculty and students, and between campus and the community.

## 4. Create Architecture that Contributes Positively to the Campus Community

Too many recent buildings are isolated objects that contribute little to the campus community. Buildings should be better neighbors through their siting, exterior design, interior public space design, and landscape. The renovation of existing buildings should consider and reinforce their relationship to the community.

## 5. Promote Spatial Equity & Appropriateness

Equitable spatial standards need to be developed, as well as a space allocation system that also considers the reuse of existing space. A comparative space analysis and an Academic Space Plan should serve as the basis for space allocation.

## 6. Establish an Accessible, Pedestrian Campus

The “population” of the campus is approximately 52,000 students, faculty, and staff. About 10,000 students live on campus. This means that approximately 42,000 people commute to campus —many by car. There are also numerous service vehicles, buses, and so on. The goal is to rationalize the circulation patterns, keep private cars to the periphery, and make the campus an accessible, pedestrian one.

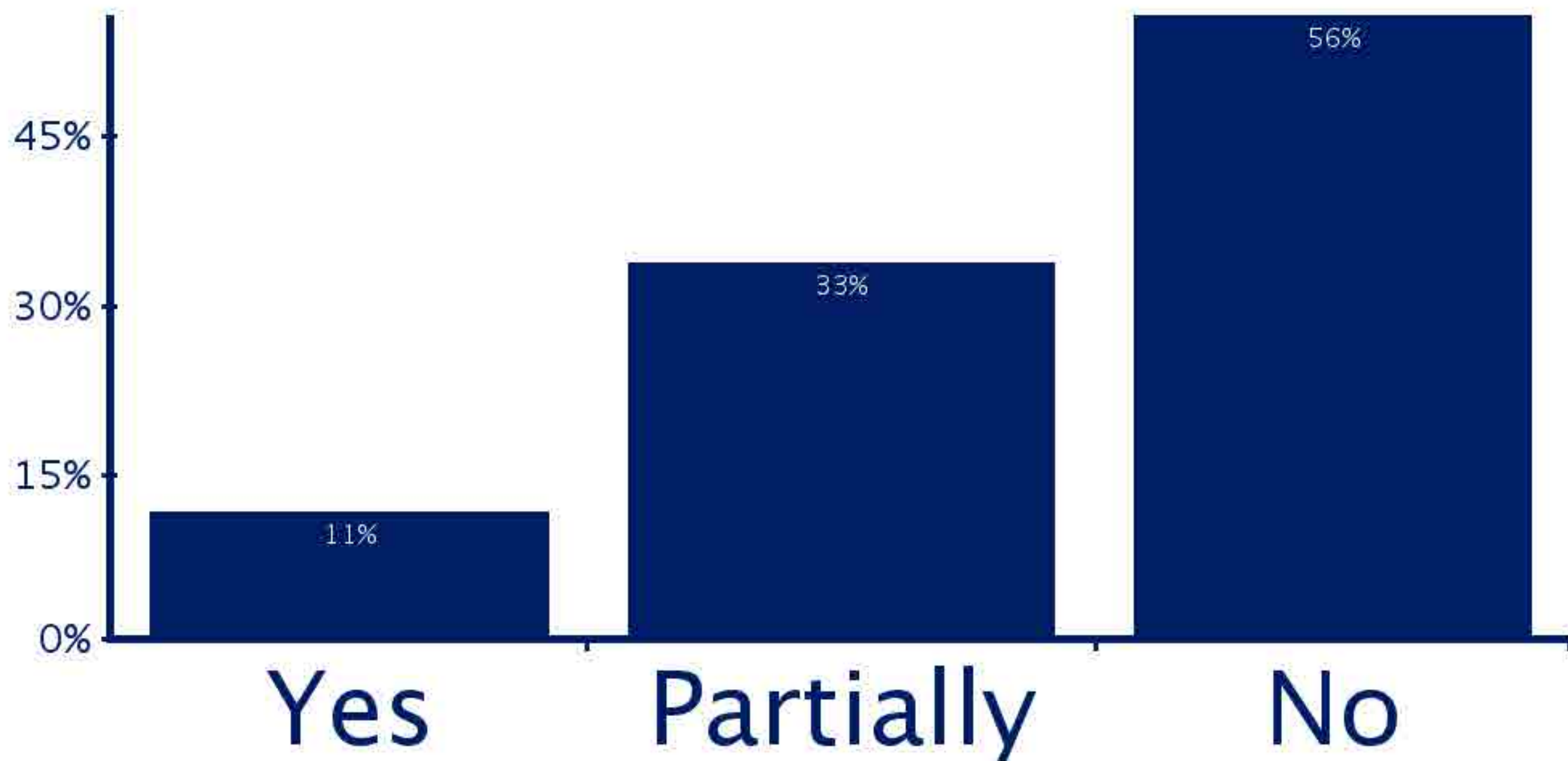
## 7. Promote Sustainability

The campus has finite land and resources. The goal is to promote sustainability by teaching, planning, and acting in an environmentally sustainable manner.

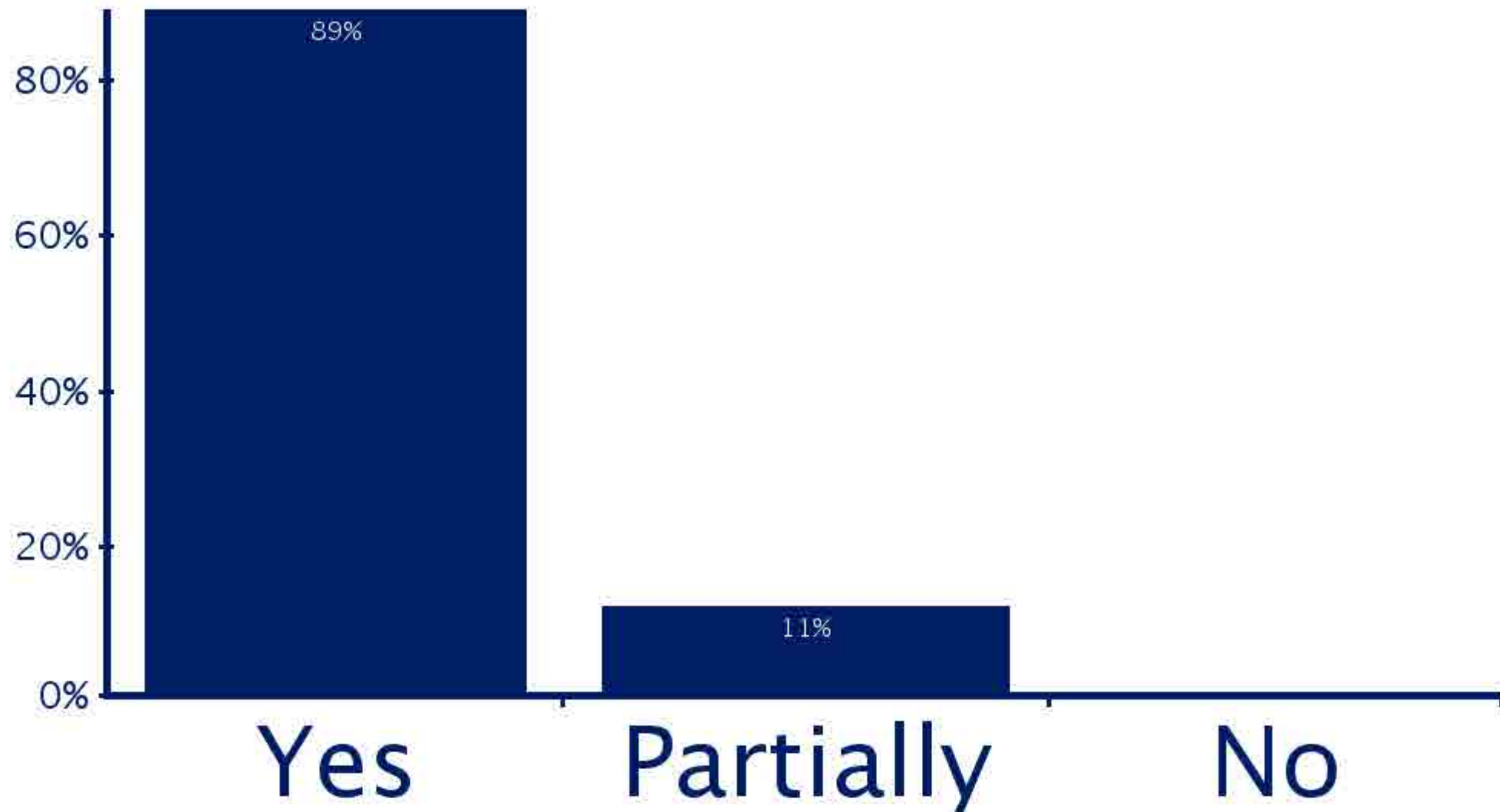
## 8. Develop a Supportive Process

The aim is to develop a process that enables the attainment of the above goals in a transparent, inclusive, and efficient manner.

# Promote Spatial Equity & Appropriateness: Was this goal successfully implemented since the 2004 plan?



# Promote Spatial Equity & Appropriateness: Is this goal still relevant and important?





# Goals of the Plan

## 1. Reinforce Campus Identity

Most of the positive physical contributions to campus identity are associated with the buildings, spaces, and sculptures of the east core of the campus. Campus identity should be reinforced by further positive contributions.

## 2. Reinforce Campus Community

The remarkable sense of community on campus is not reinforced by the physical setting. The physical setting should enhance and promote a greater sense of community. The campus should be a compact, cohesive environment in order to achieve this goal.

## 3. Establish Connectivity

Interdisciplinary activity is essential to research and knowledge today. Connectivity needs to be reestablished between places, between academic and research activities, between faculty and students, and between campus and the community.

## 4. Create Architecture that Contributes Positively to the Campus Community

Too many recent buildings are isolated objects that contribute little to the campus community. Buildings should be better neighbors through their siting, exterior design, interior public space design, and landscape. The renovation of existing buildings should consider and reinforce their relationship to the community.

## 5. Promote Spatial Equity & Appropriateness

Equitable spatial standards need to be developed, as well as a space allocation system that also considers the reuse of existing space. A comparative space analysis and an Academic Space Plan should serve as the basis for space allocation.

## 6. Establish an Accessible, Pedestrian Campus

The “population” of the campus is approximately 52,000 students, faculty, and staff. About 10,000 students live on campus. This means that approximately 42,000 people commute to campus —many by car. There are also numerous service vehicles, buses, and so on. The goal is to rationalize the circulation patterns, keep private cars to the periphery, and make the campus an accessible, pedestrian one.

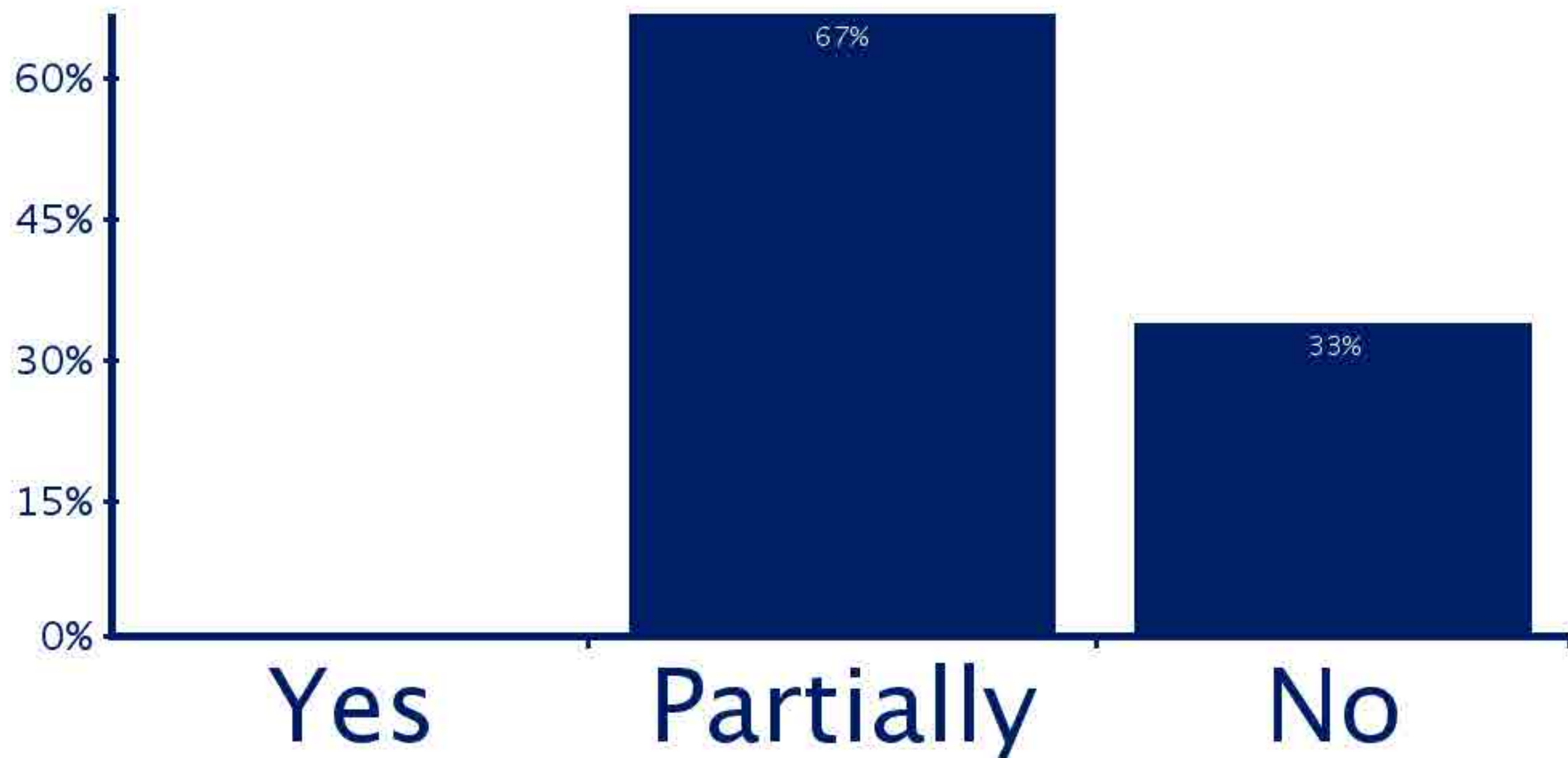
## 7. Promote Sustainability

The campus has finite land and resources. The goal is to promote sustainability by teaching, planning, and acting in an environmentally sustainable manner.

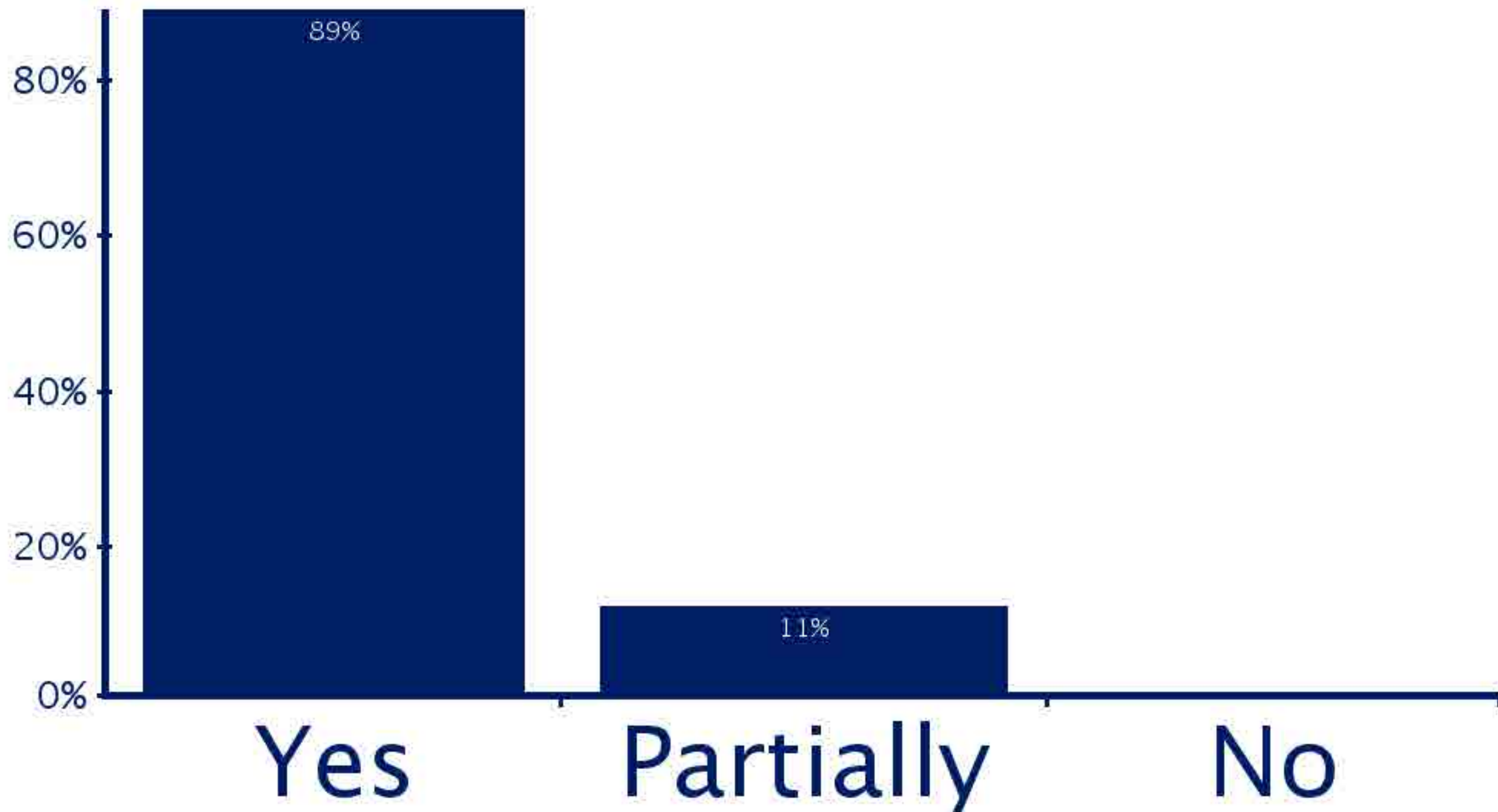
## 8. Develop a Supportive Process

The aim is to develop a process that enables the attainment of the above goals in a transparent, inclusive, and efficient manner.

# Establish an Accessible, Pedestrian Campus: Was this goal successfully implemented since the 2004 plan?



# Establish an Accessible, Pedestrian Campus: Is this goal still relevant and important?



# Goals of the Plan

## 1. Reinforce Campus Identity

Most of the positive physical contributions to campus identity are associated with the buildings, spaces, and sculptures of the east core of the campus. Campus identity should be reinforced by further positive contributions.

## 2. Reinforce Campus Community

The remarkable sense of community on campus is not reinforced by the physical setting. The physical setting should enhance and promote a greater sense of community. The campus should be a compact, cohesive environment in order to achieve this goal.

## 3. Establish Connectivity

Interdisciplinary activity is essential to research and knowledge today. Connectivity needs to be reestablished between places, between academic and research activities, between faculty and students, and between campus and the community.

## 4. Create Architecture that Contributes Positively to the Campus Community

Too many recent buildings are isolated objects that contribute little to the campus community. Buildings should be better neighbors through their siting, exterior design, interior public space design, and landscape. The renovation of existing buildings should consider and reinforce their relationship to the community.

## 5. Promote Spatial Equity & Appropriateness

Equitable spatial standards need to be developed, as well as a space allocation system that also considers the reuse of existing space. A comparative space analysis and an Academic Space Plan should serve as the basis for space allocation.

## 6. Establish an Accessible, Pedestrian Campus

The “population” of the campus is approximately 52,000 students, faculty, and staff. About 10,000 students live on campus. This means that approximately 42,000 people commute to campus —many by car. There are also numerous service vehicles, buses, and so on. The goal is to rationalize the circulation patterns, keep private cars to the periphery, and make the campus an accessible, pedestrian one.

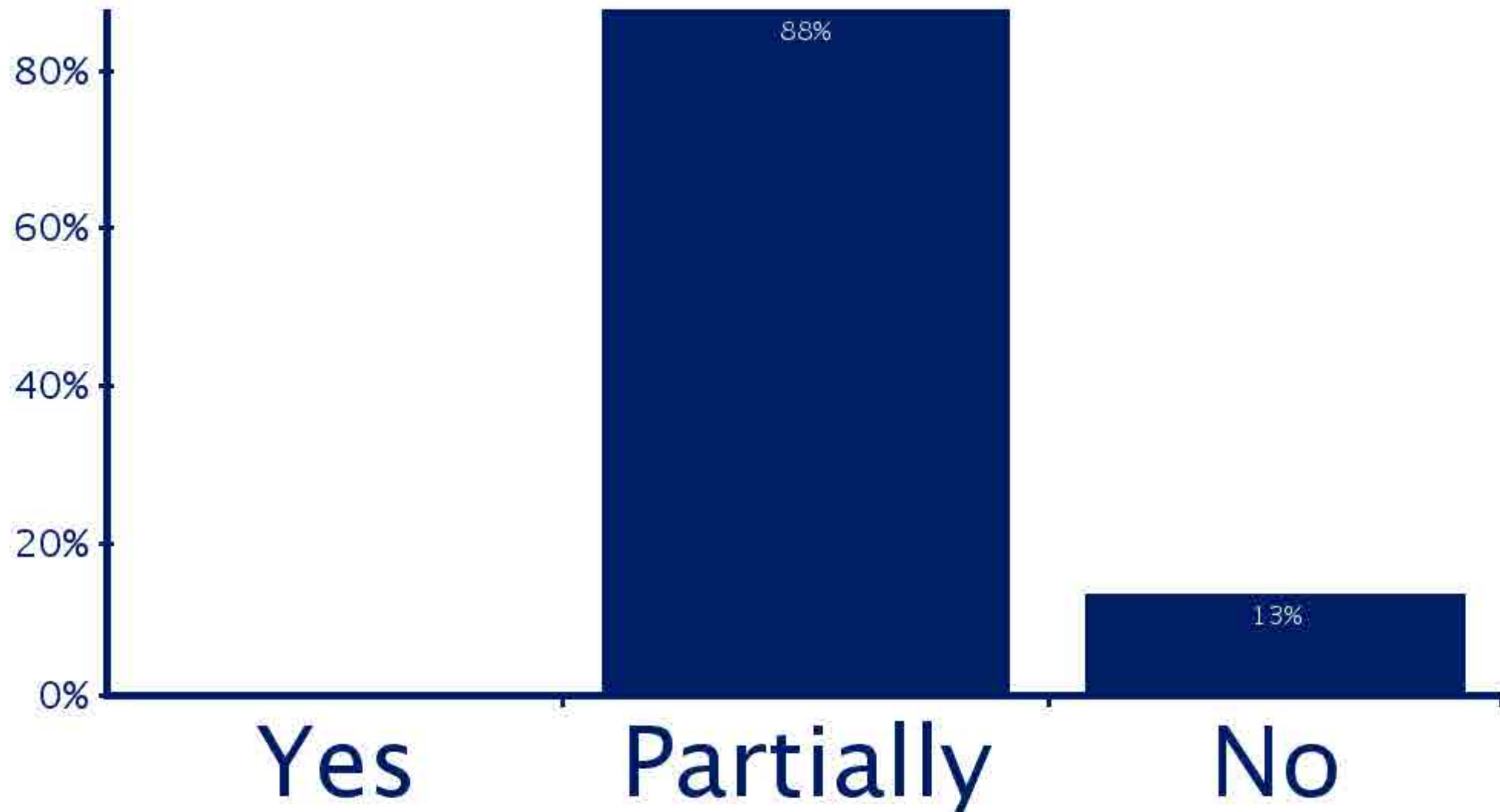
## 7. Promote Sustainability

The campus has finite land and resources. The goal is to promote sustainability by teaching, planning, and acting in an environmentally sustainable manner.

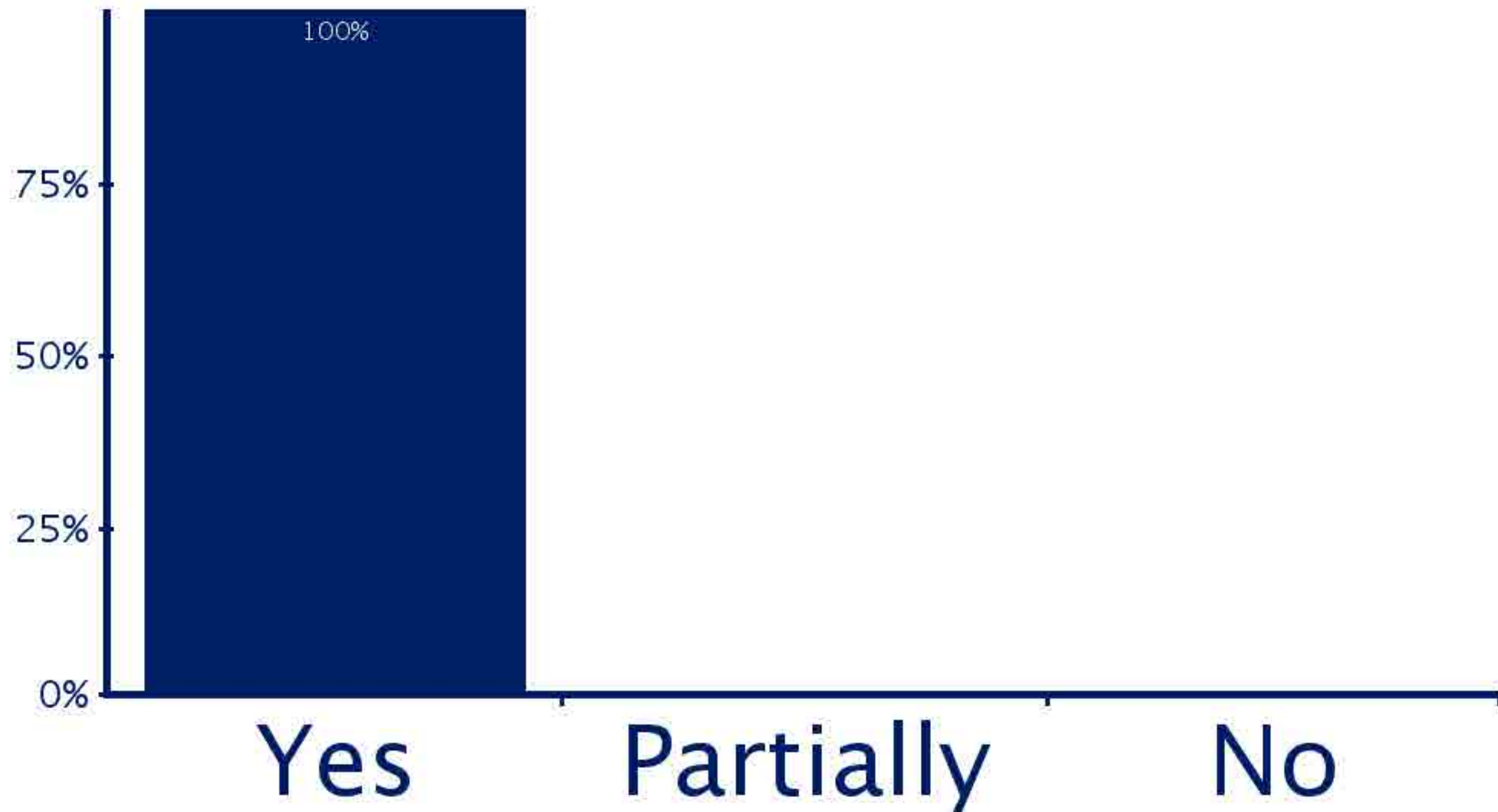
## 8. Develop a Supportive Process

The aim is to develop a process that enables the attainment of the above goals in a transparent, inclusive, and efficient manner.

# Promote Sustainability: Was this goal successfully implemented since the 2004 plan?



# Promote Sustainability: Is this goal still relevant and important?



# Goals of the Plan

## 1. Reinforce Campus Identity

Most of the positive physical contributions to campus identity are associated with the buildings, spaces, and sculptures of the east core of the campus. Campus identity should be reinforced by further positive contributions.

## 2. Reinforce Campus Community

The remarkable sense of community on campus is not reinforced by the physical setting. The physical setting should enhance and promote a greater sense of community. The campus should be a compact, cohesive environment in order to achieve this goal.

## 3. Establish Connectivity

Interdisciplinary activity is essential to research and knowledge today. Connectivity needs to be reestablished between places, between academic and research activities, between faculty and students, and between campus and the community.

## 4. Create Architecture that Contributes Positively to the Campus Community

Too many recent buildings are isolated objects that contribute little to the campus community. Buildings should be better neighbors through their siting, exterior design, interior public space design, and landscape. The renovation of existing buildings should consider and reinforce their relationship to the community.

## 5. Promote Spatial Equity & Appropriateness

Equitable spatial standards need to be developed, as well as a space allocation system that also considers the reuse of existing space. A comparative space analysis and an Academic Space Plan should serve as the basis for space allocation.

## 6. Establish an Accessible, Pedestrian Campus

The “population” of the campus is approximately 52,000 students, faculty, and staff. About 10,000 students live on campus. This means that approximately 42,000 people commute to campus —many by car. There are also numerous service vehicles, buses, and so on. The goal is to rationalize the circulation patterns, keep private cars to the periphery, and make the campus an accessible, pedestrian one.

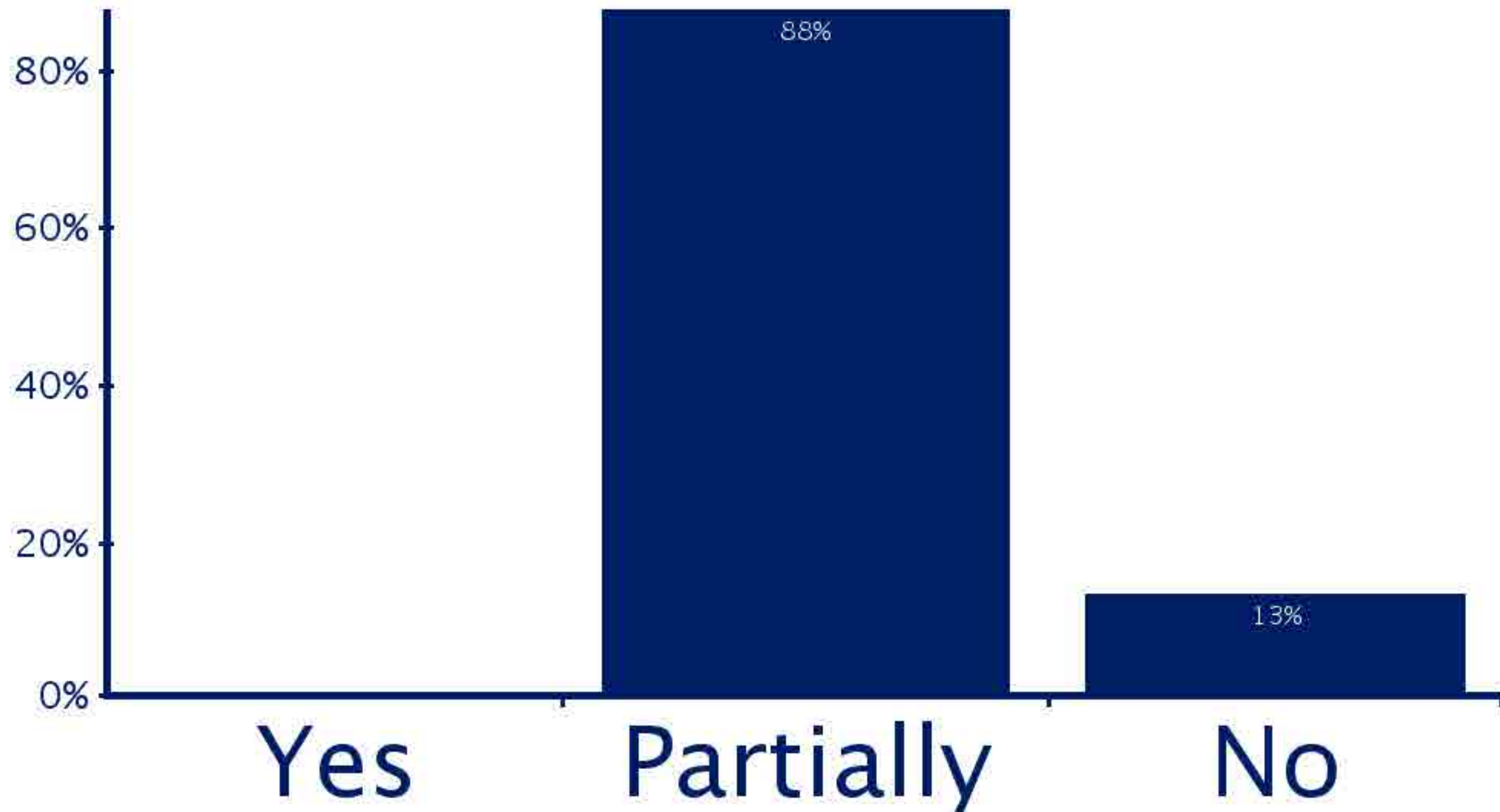
## 7. Promote Sustainability

The campus has finite land and resources. The goal is to promote sustainability by teaching, planning, and acting in an environmentally sustainable manner.

## 8. Develop a Supportive Process

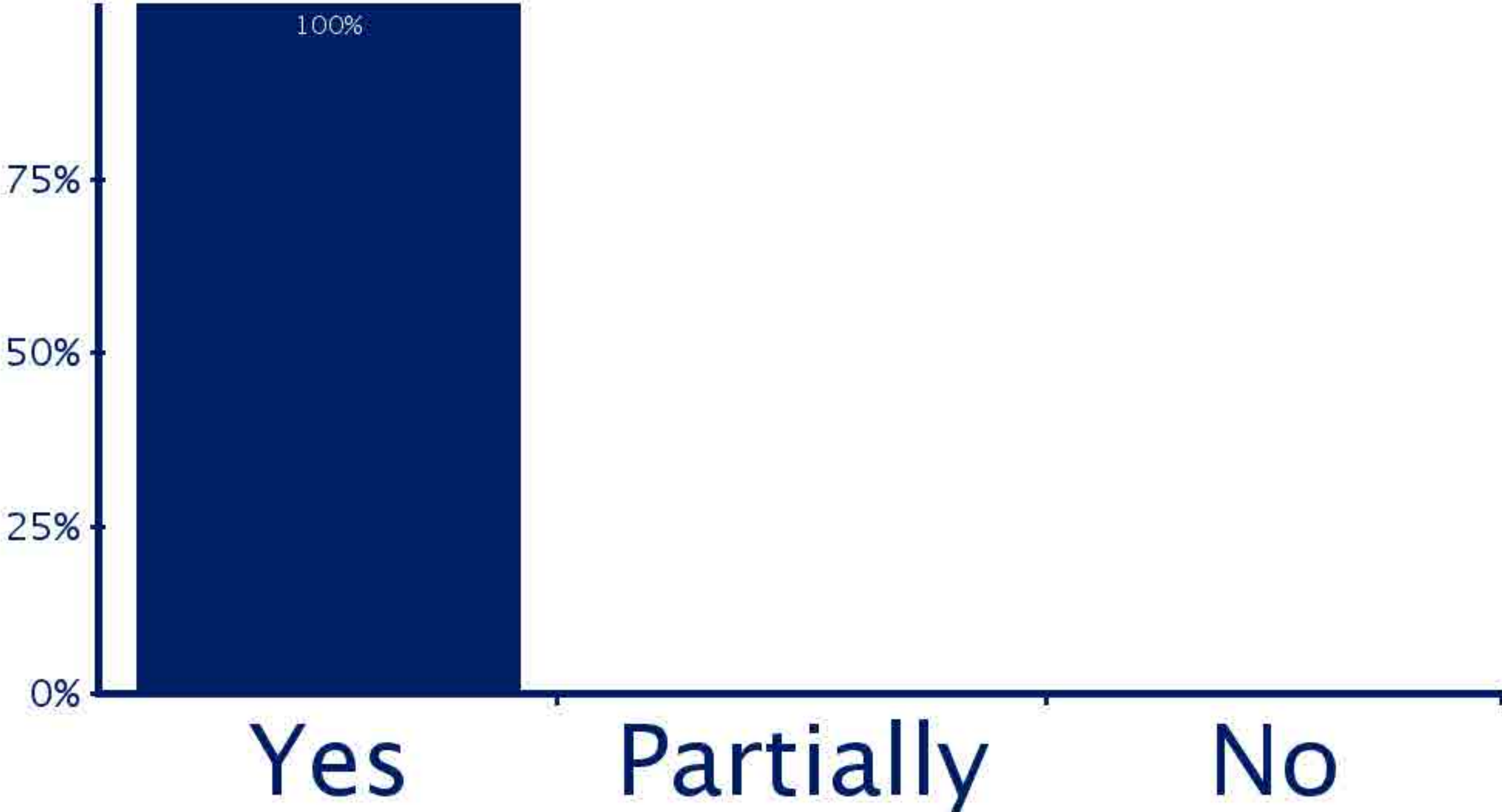
The aim is to develop a process that enables the attainment of the above goals in a transparent, inclusive, and efficient manner.

# Develop a Supportive Process: Was this goal successfully implemented since the 2004 plan?



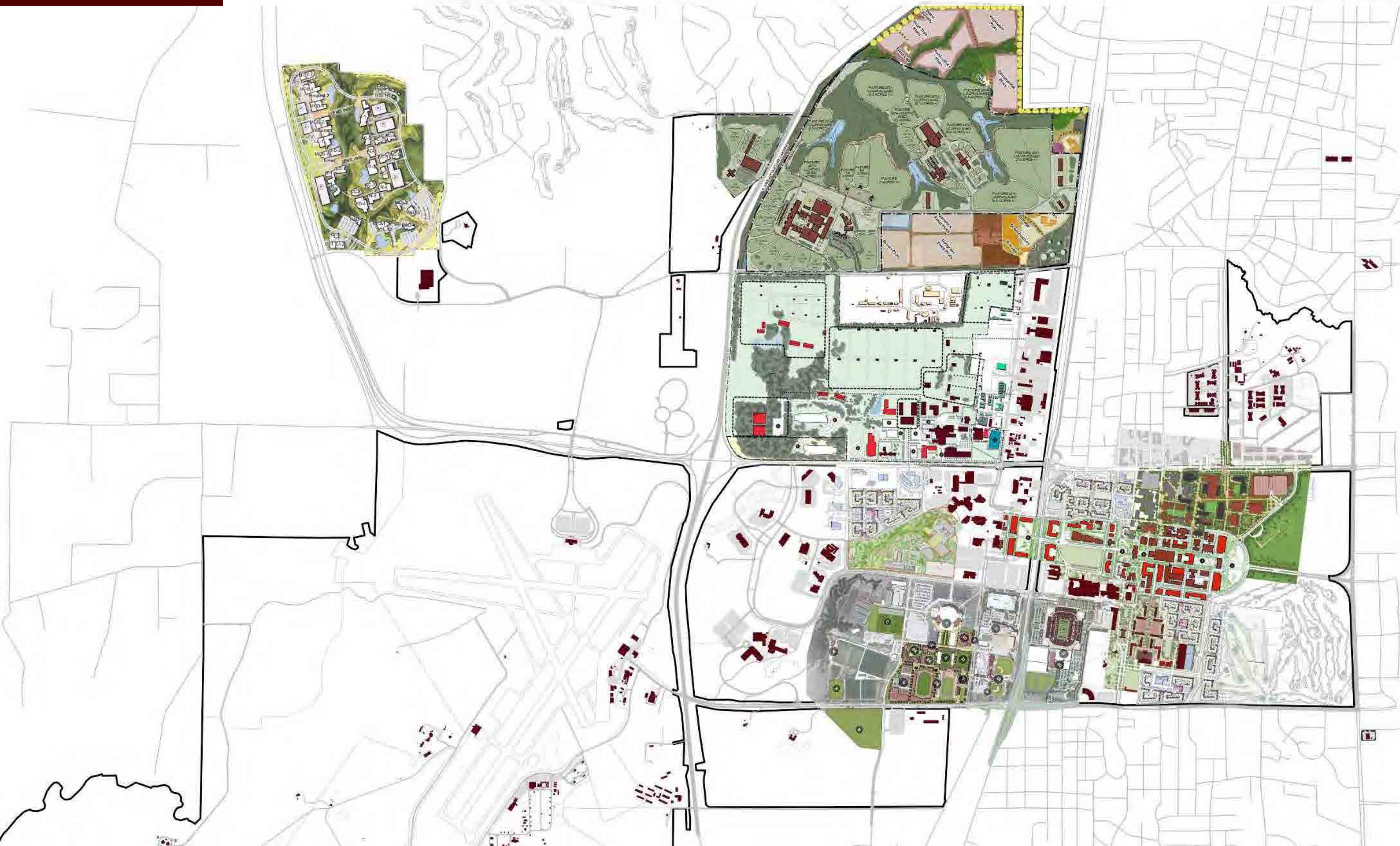


# Develop a Supportive Process: Is this goal still relevant and important?



2004:

# The District Plan Patchwork Quilt



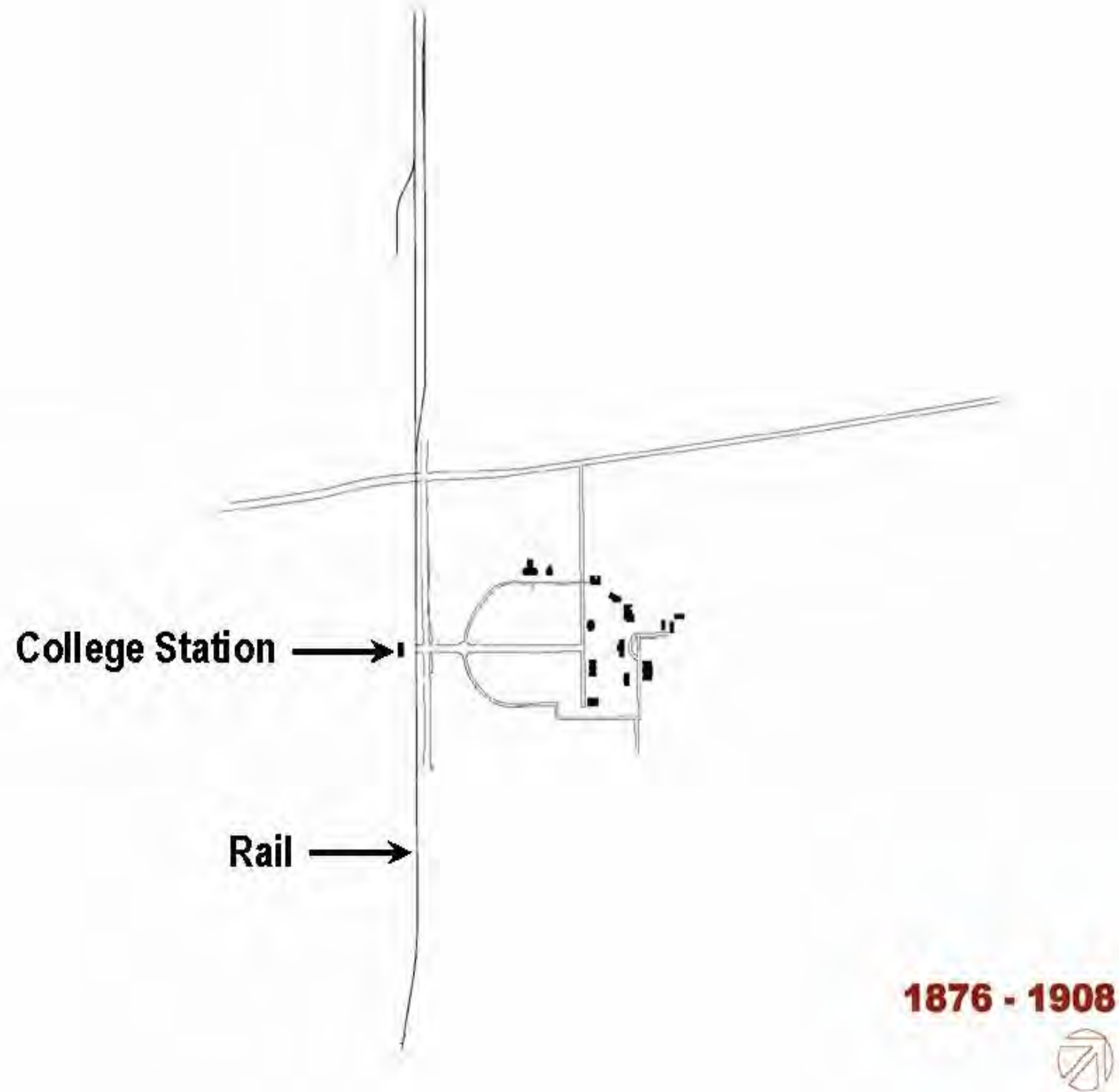


# OBSERVATIONS



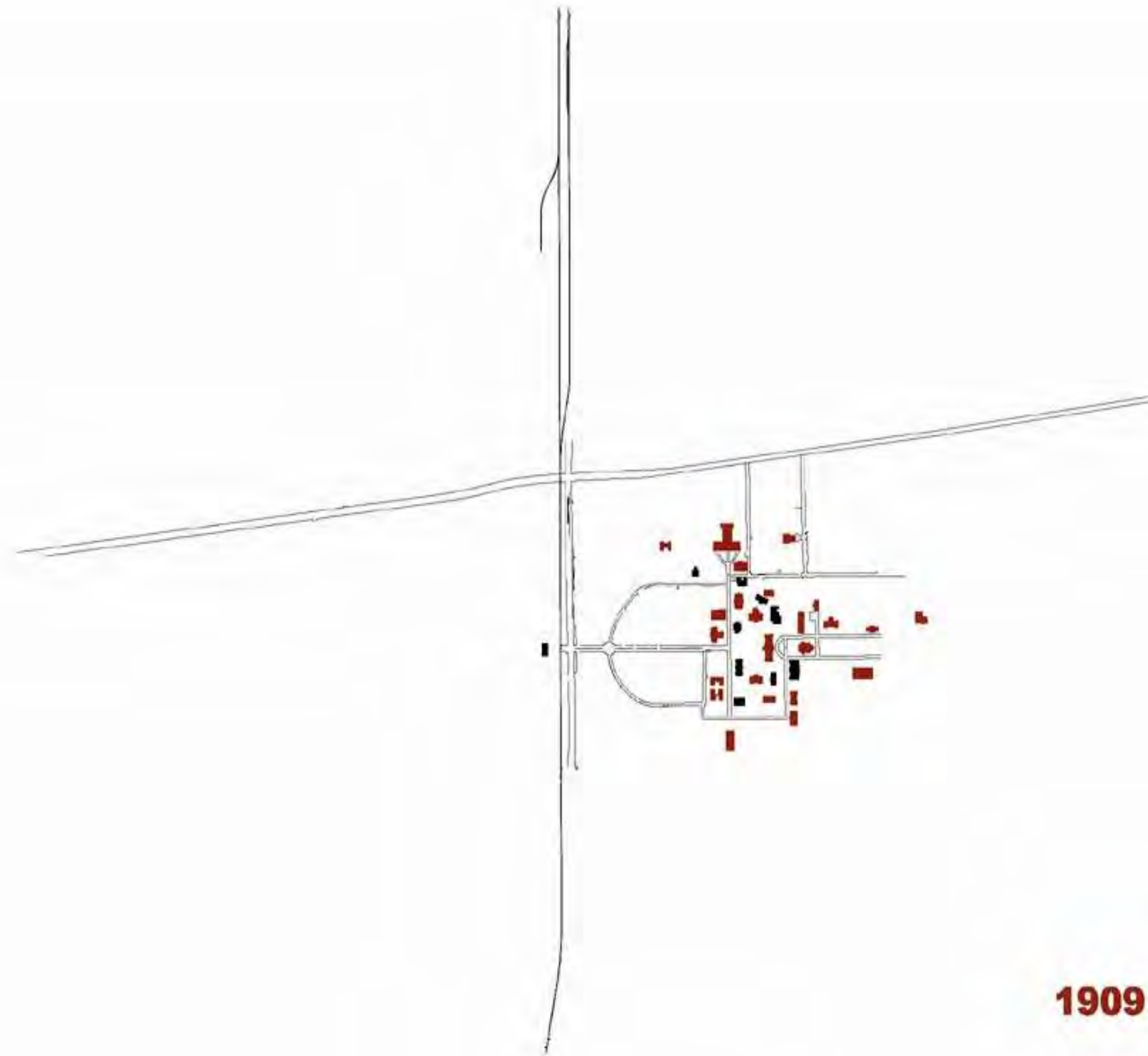
2004:

# Historic Plan



2004:

# Historic Plan

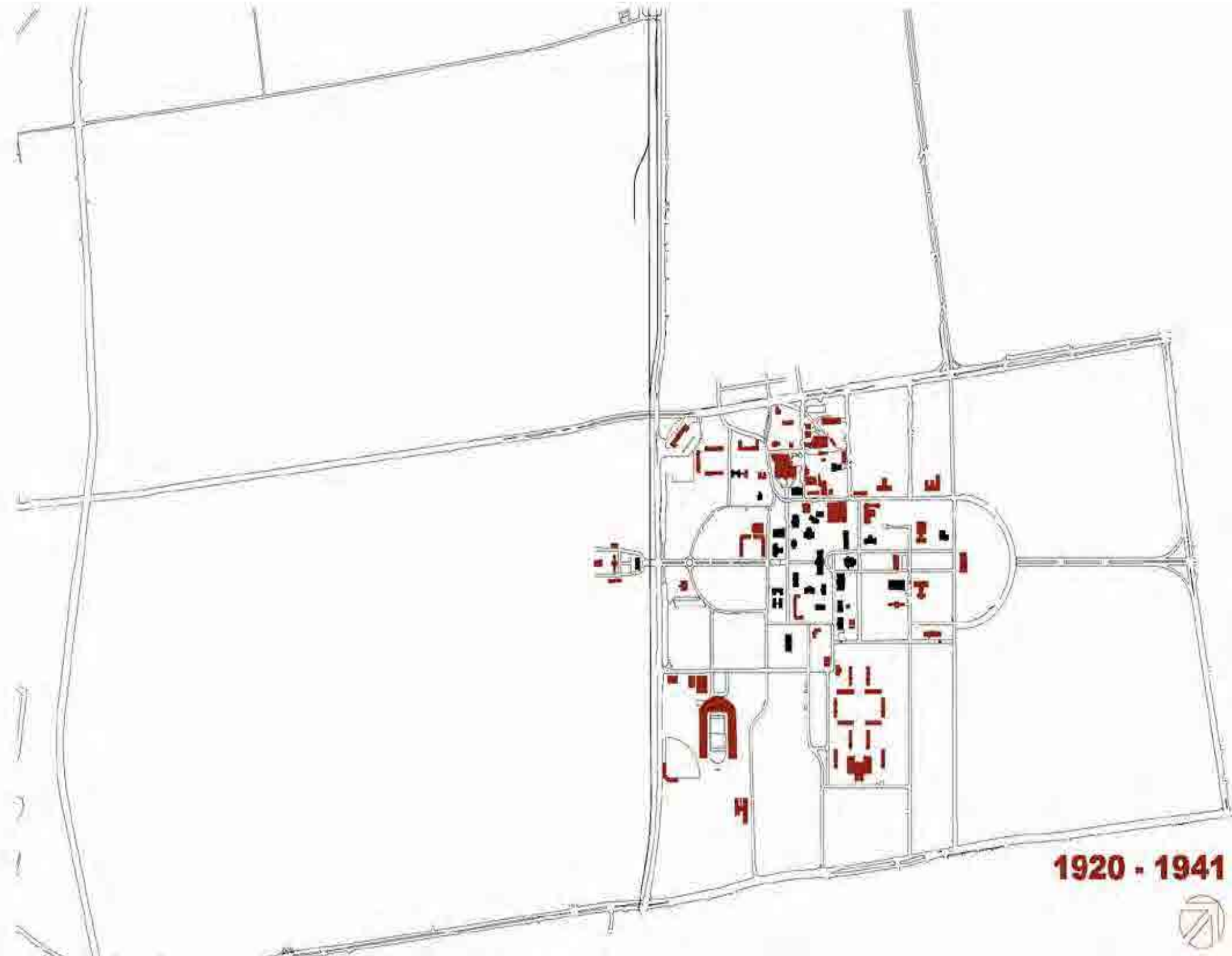


**1909 - 1919**



2004:

# Historic Plan



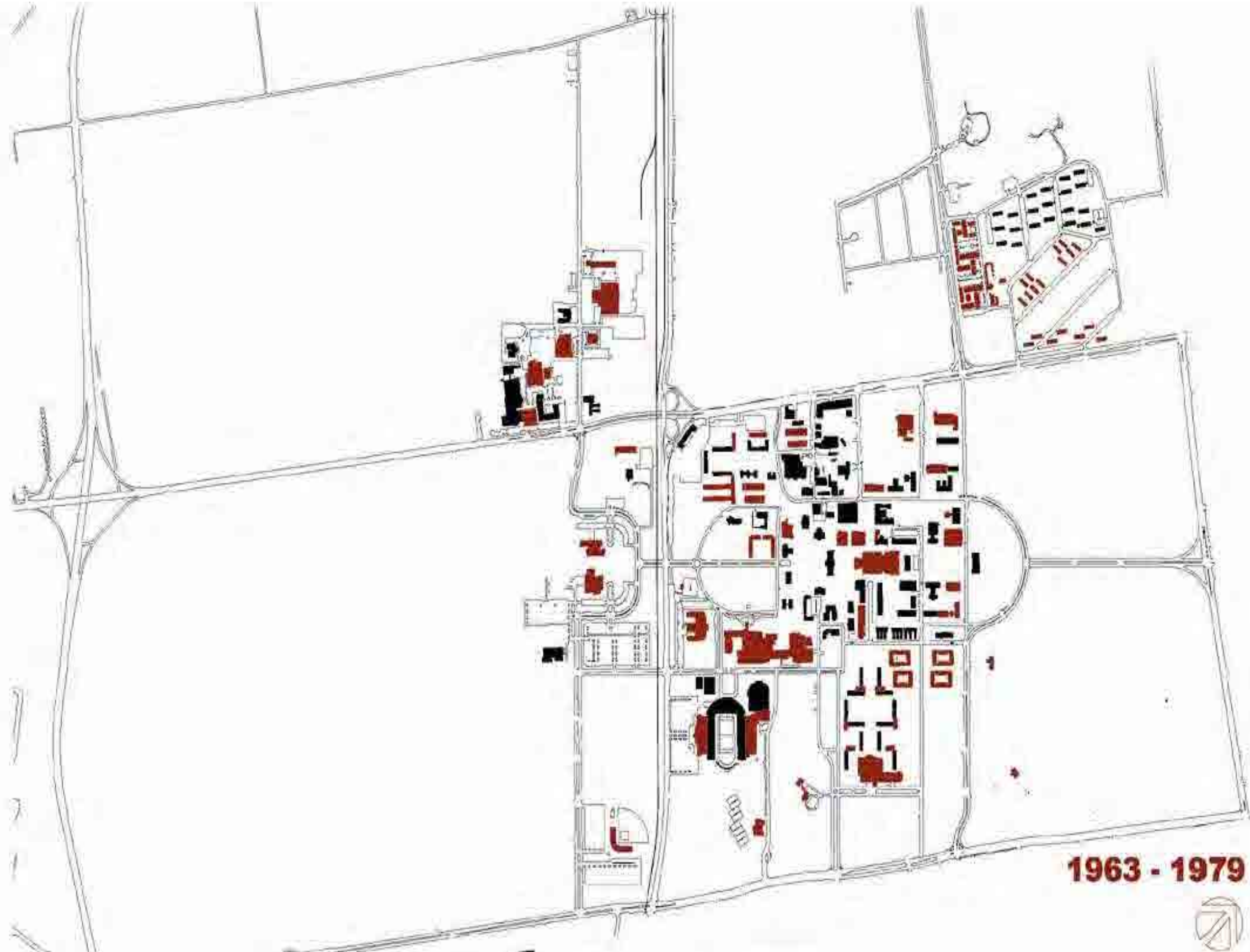
2004:

# Historic Plan



2004:

# Historic Plan





2004:

# Historic Plan



2004:

# Historic Plan



2004:

# Legacy Buildings



2004:

# Legacy Buildings



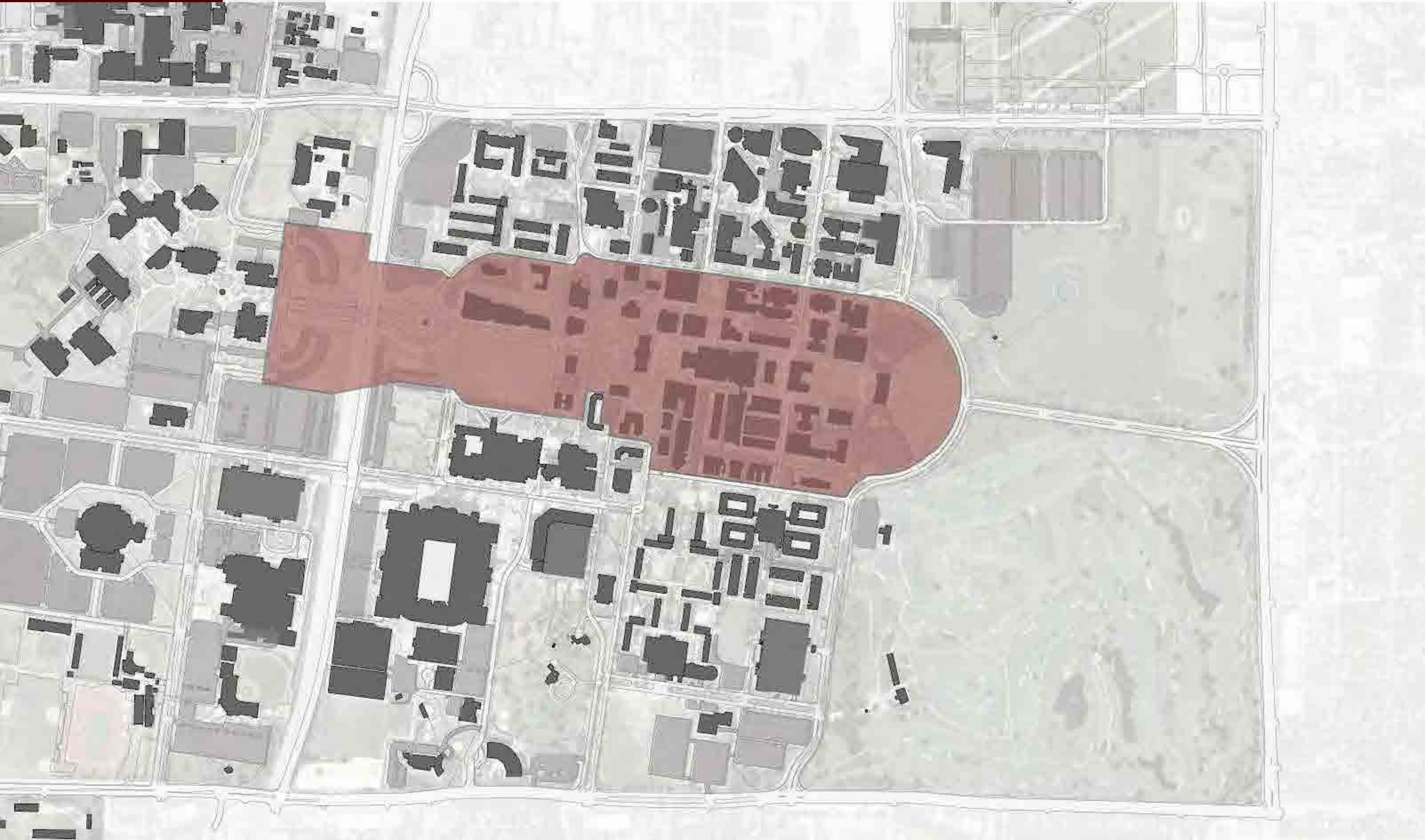
2004:

# Legacy Buildings



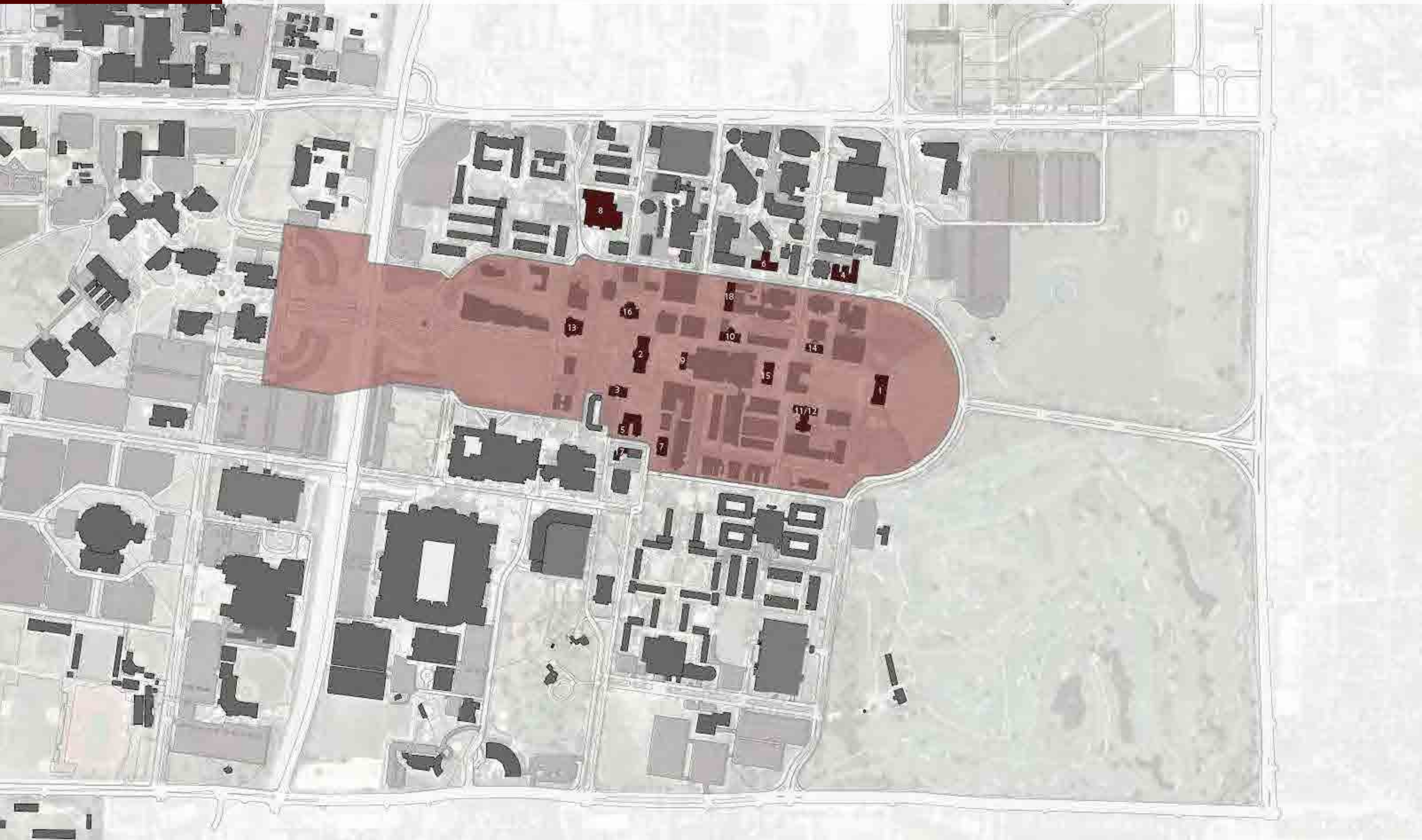
2004:

# Historic Core



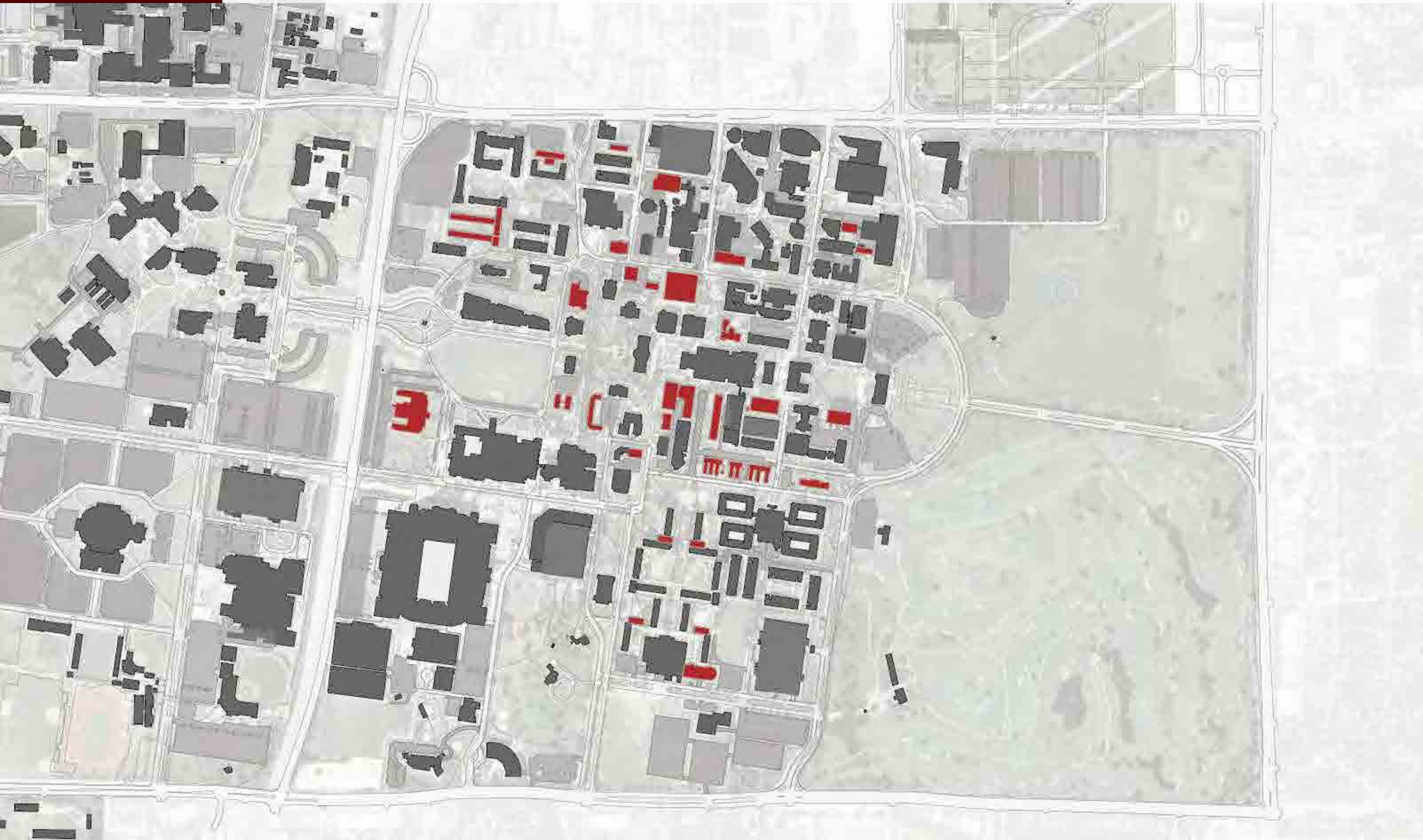
2004:

# Legacy Buildings



2004:

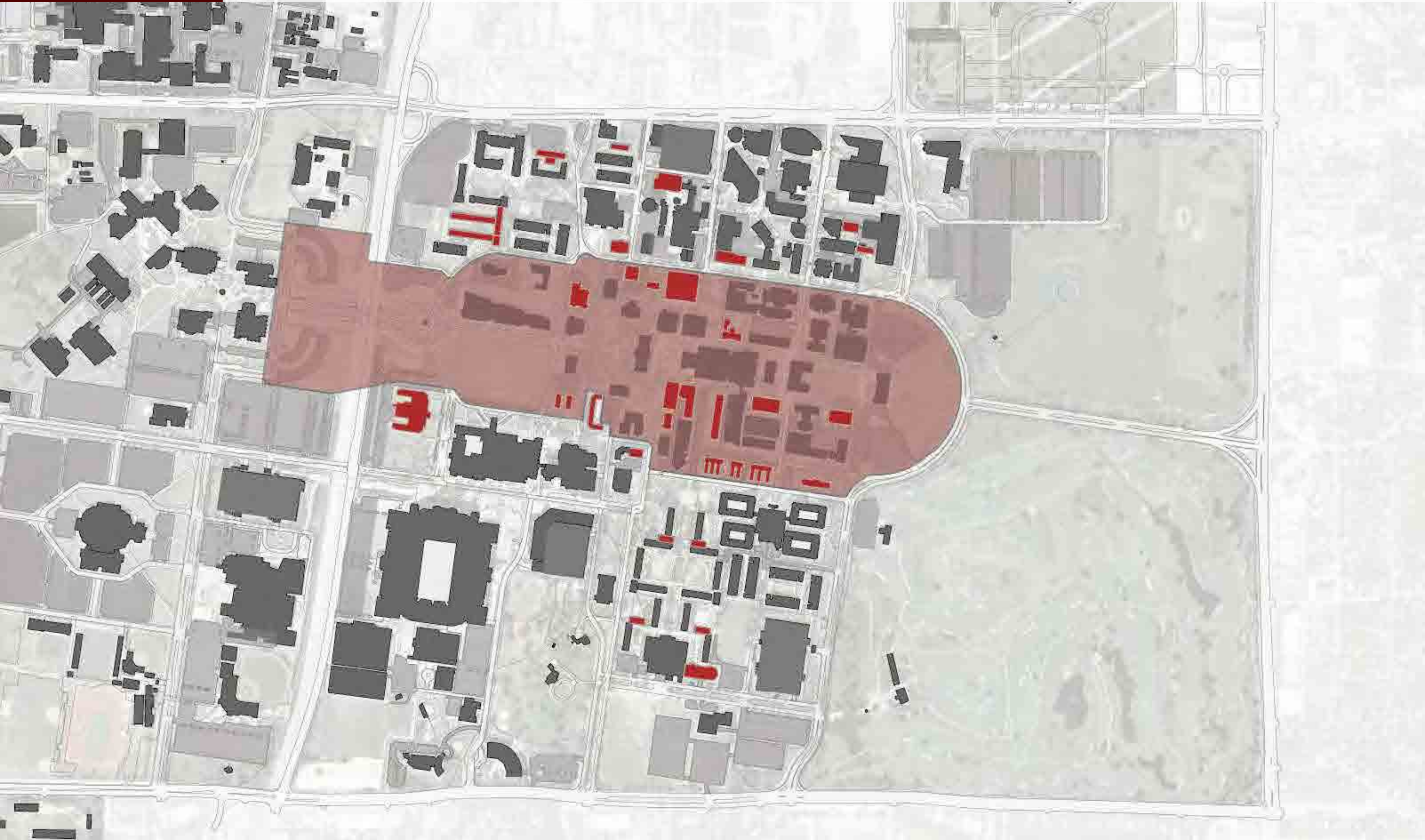
# Proposed Demolitions





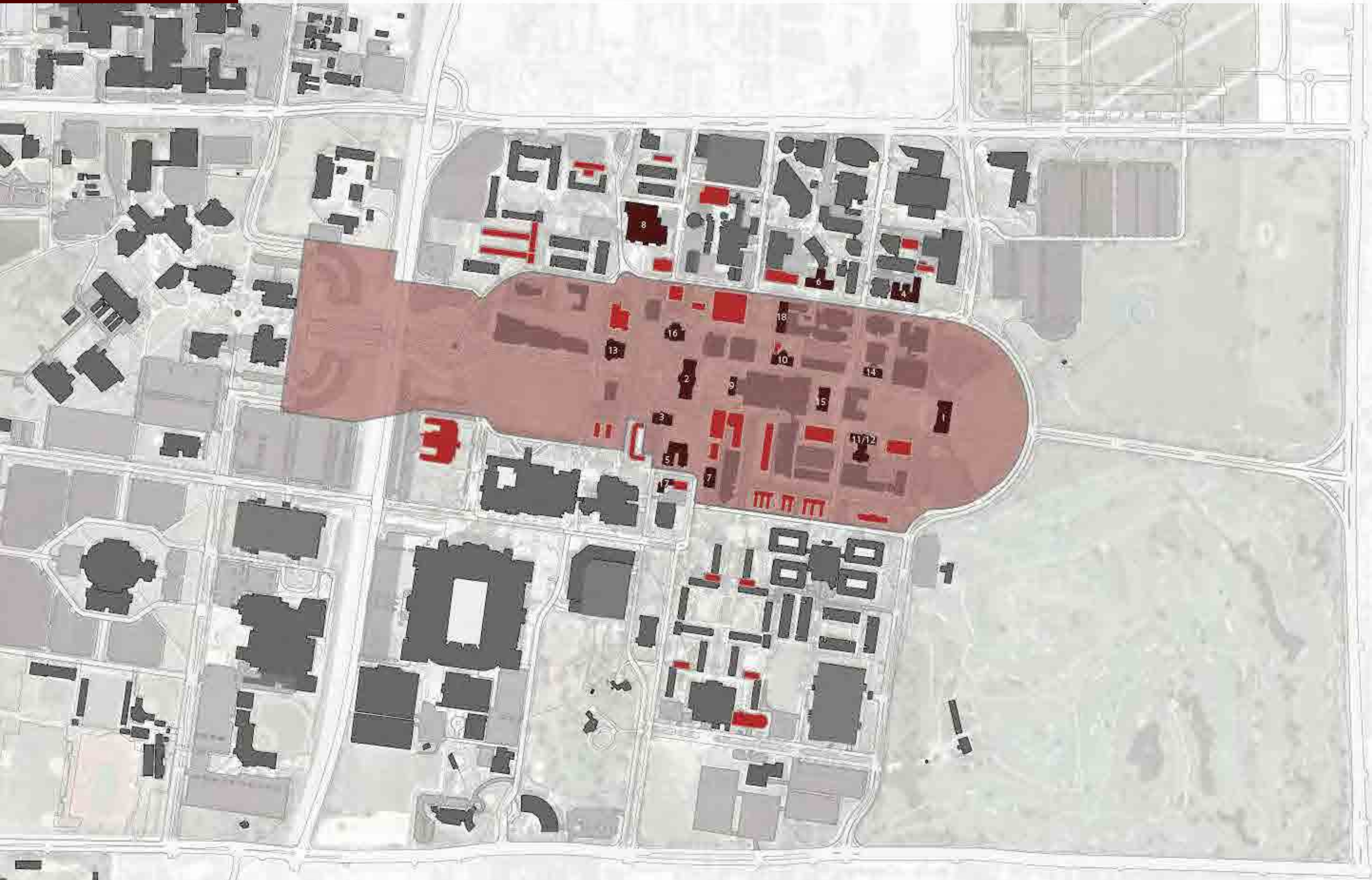
2004:

# Proposed Demolitions



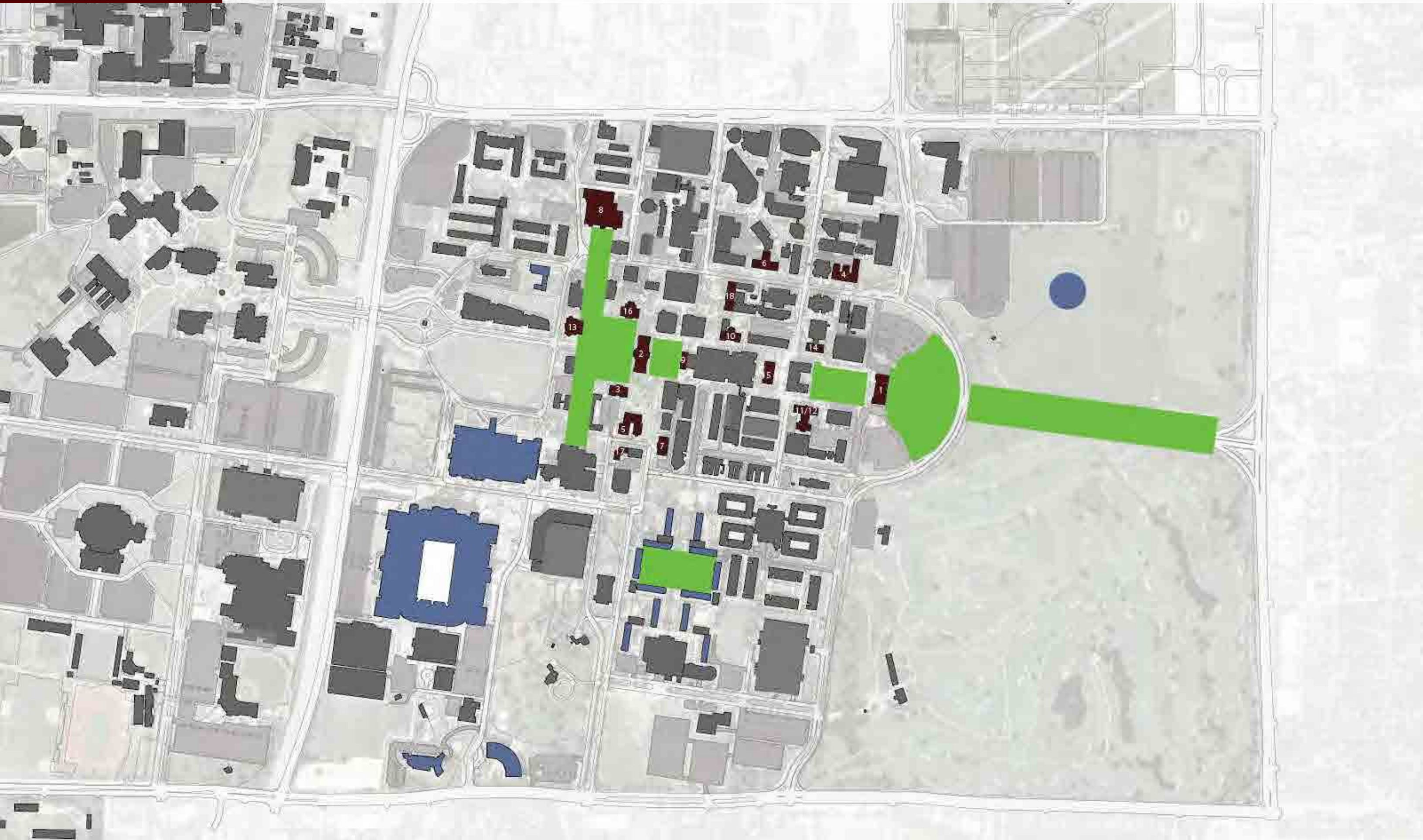
2004:

# Proposed Demolitions



2004:

# Legacy Assets



2004:

# Green Space Network



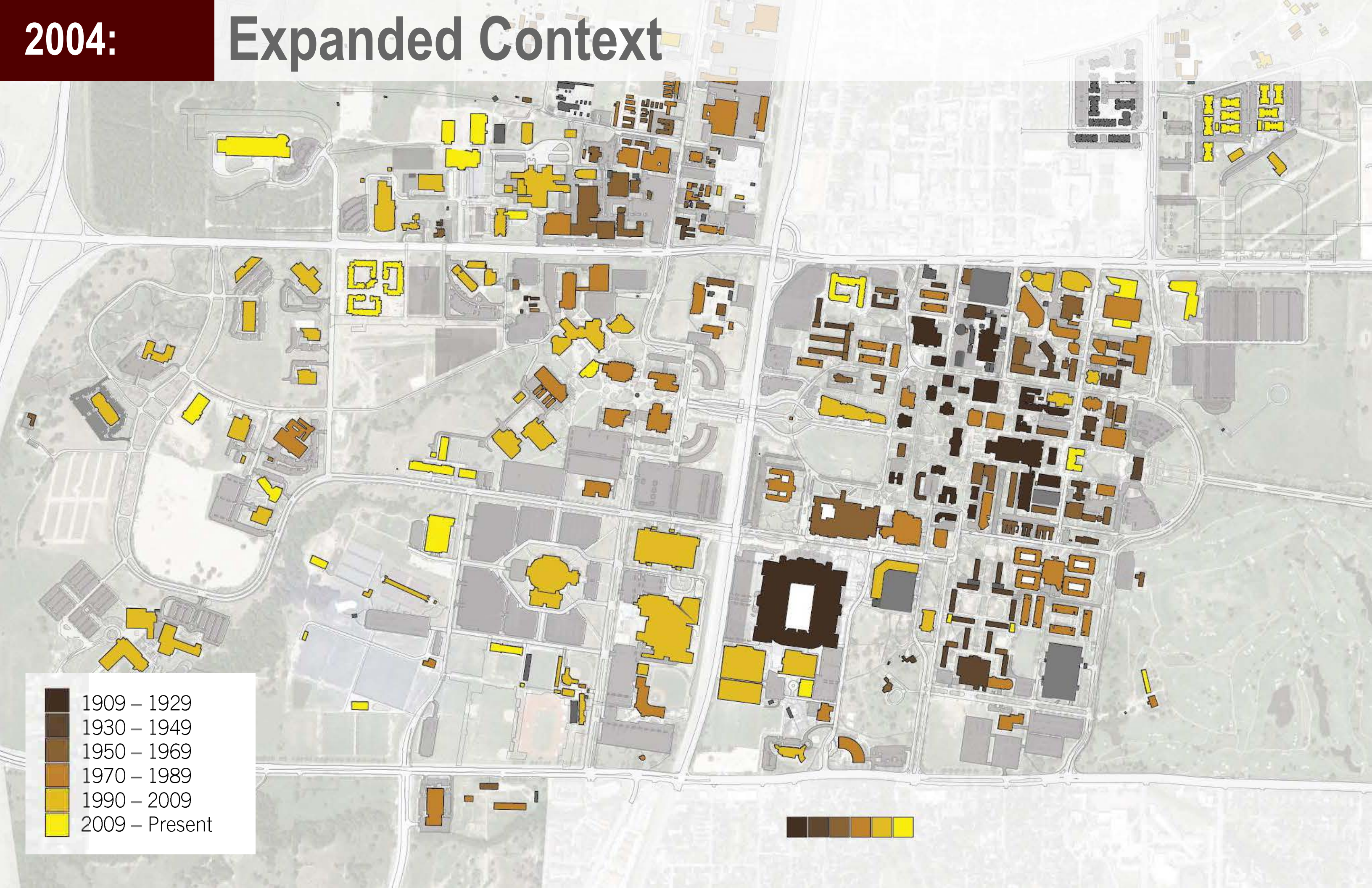
2004:

# Legacy Assets



2004:

# Expanded Context







# SWOT EXERCISE




# Exercise




**Strength:** Characteristics of the campus that provide an advantage over others.



**Weakness:** Characteristics that place the campus at a disadvantage relative to others.



**Opportunity:** Elements that the campus could exploit to its advantage.

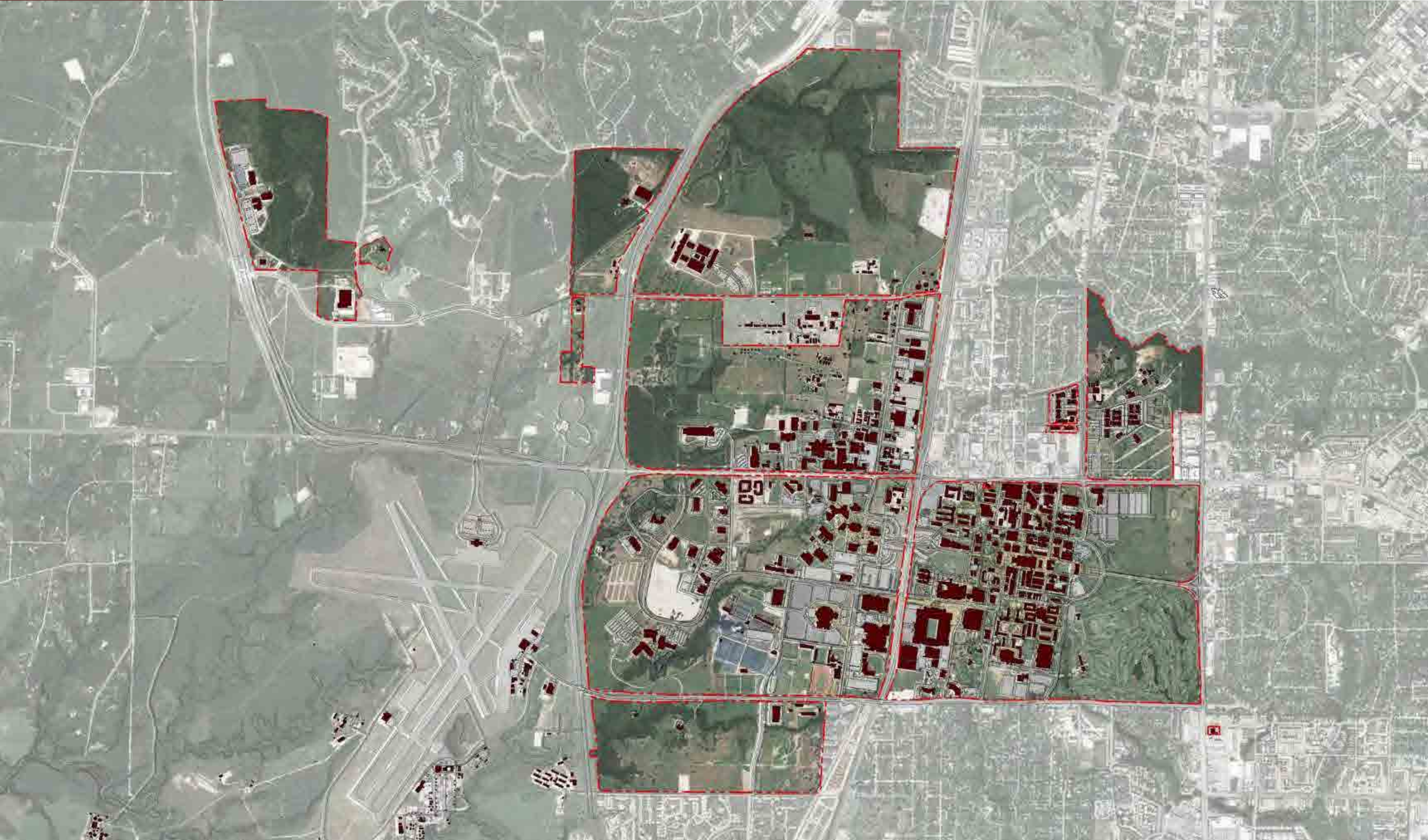


**Threat:** Elements in the environment that could cause trouble for the campus.



swot

# Campus



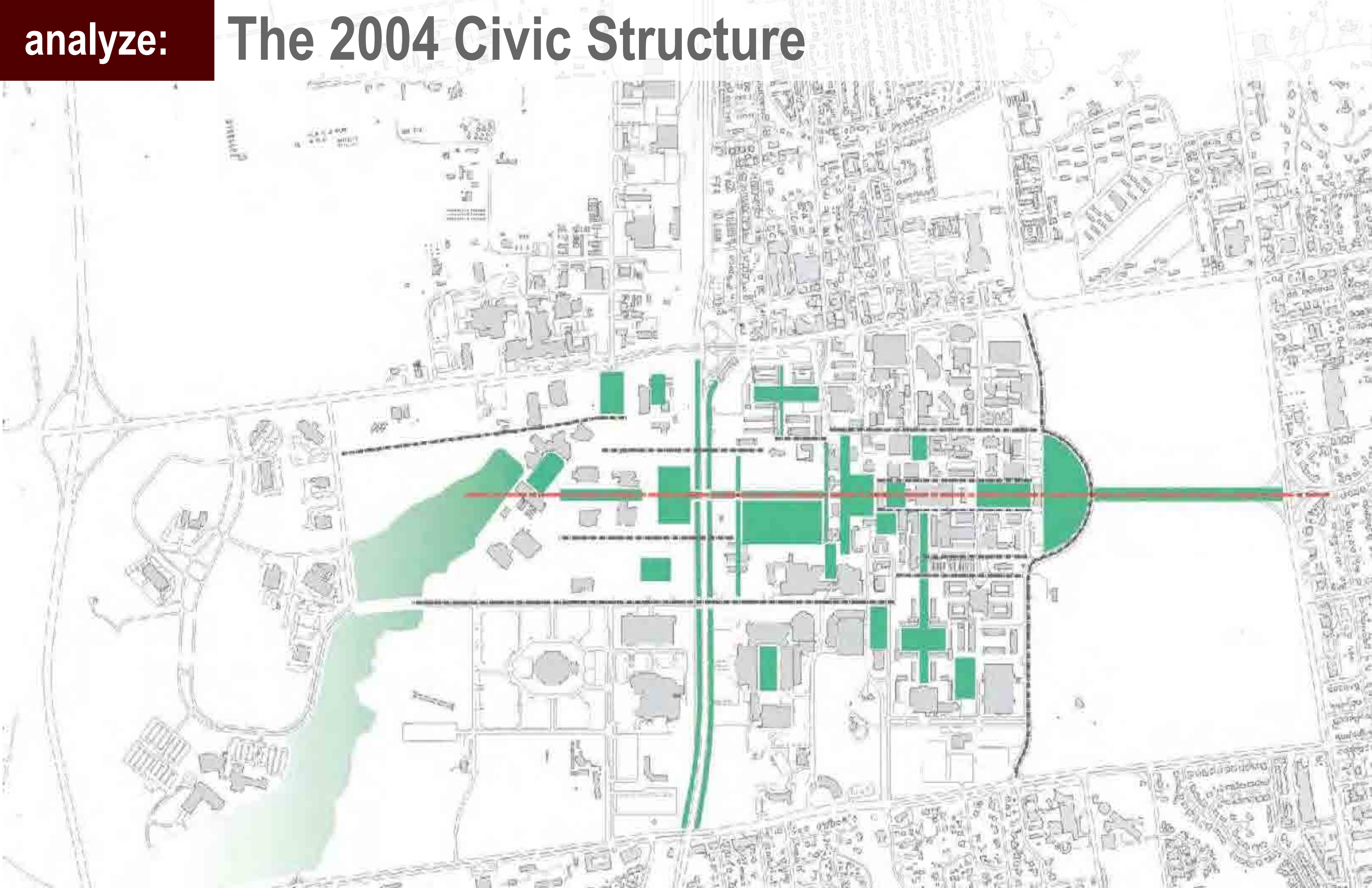


**ANALYZE**



analyze:

# The 2004 Civic Structure



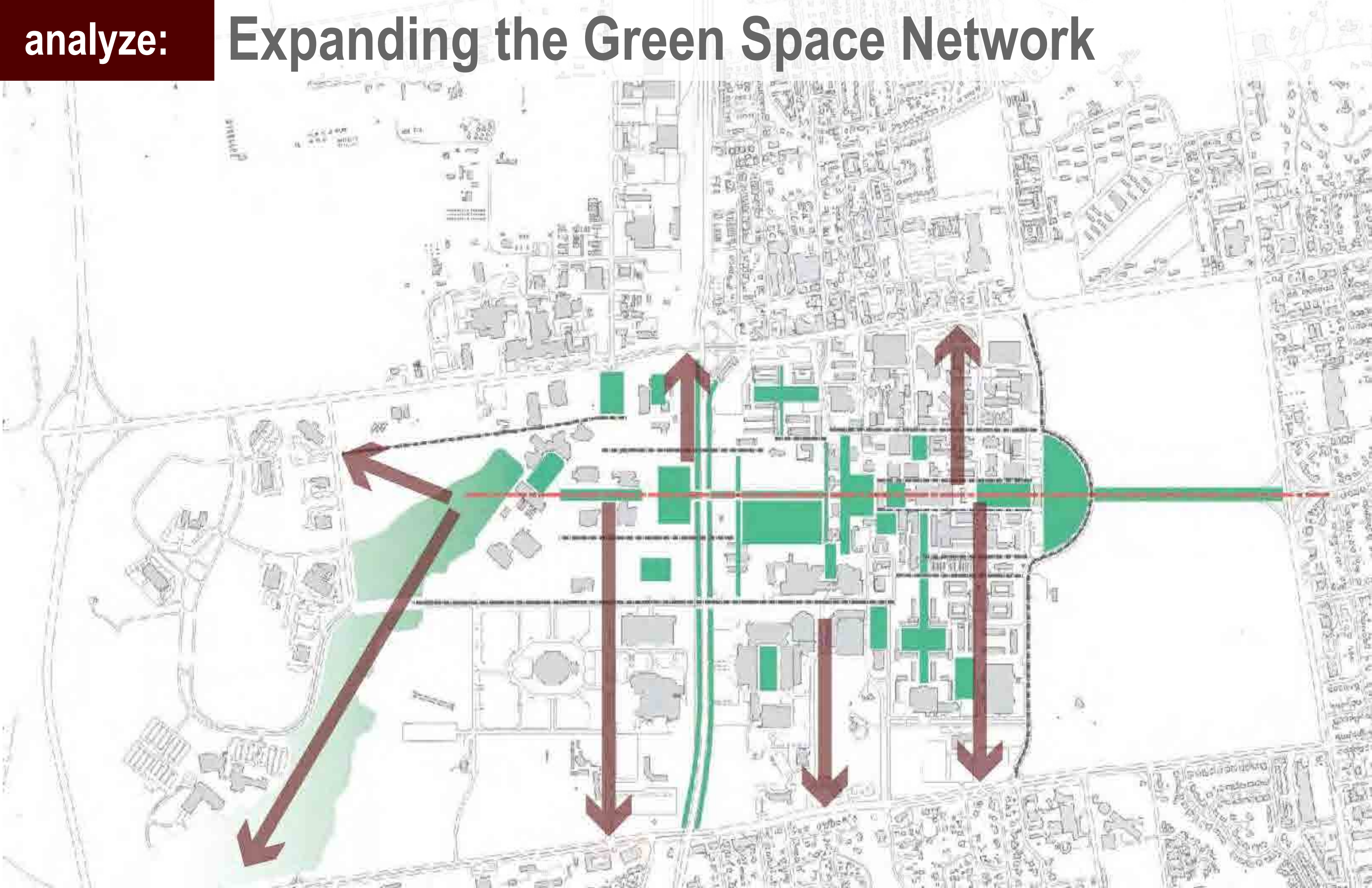
analyze:

# Expanding the Green Space Network



**analyze:**

# Expanding the Green Space Network



analyze:

# Case Study



analyze:

# Case Study



ACADEMIC  
BUILDING

1914

CUSHING  
LIBRARY

1929

**analyze:**

# Case Study



**ACADEMIC BUILDING**



**CUSHING LIBRARY**



**analyze:**

# Case Study

HARRINGTON  
EDUCATION CENTER

HARRINGTON EDUCATION  
CLASSROOM BUILDING

**1973**

**1974**

ACADEMIC  
BUILDING

**1914**

CUSHING  
LIBRARY

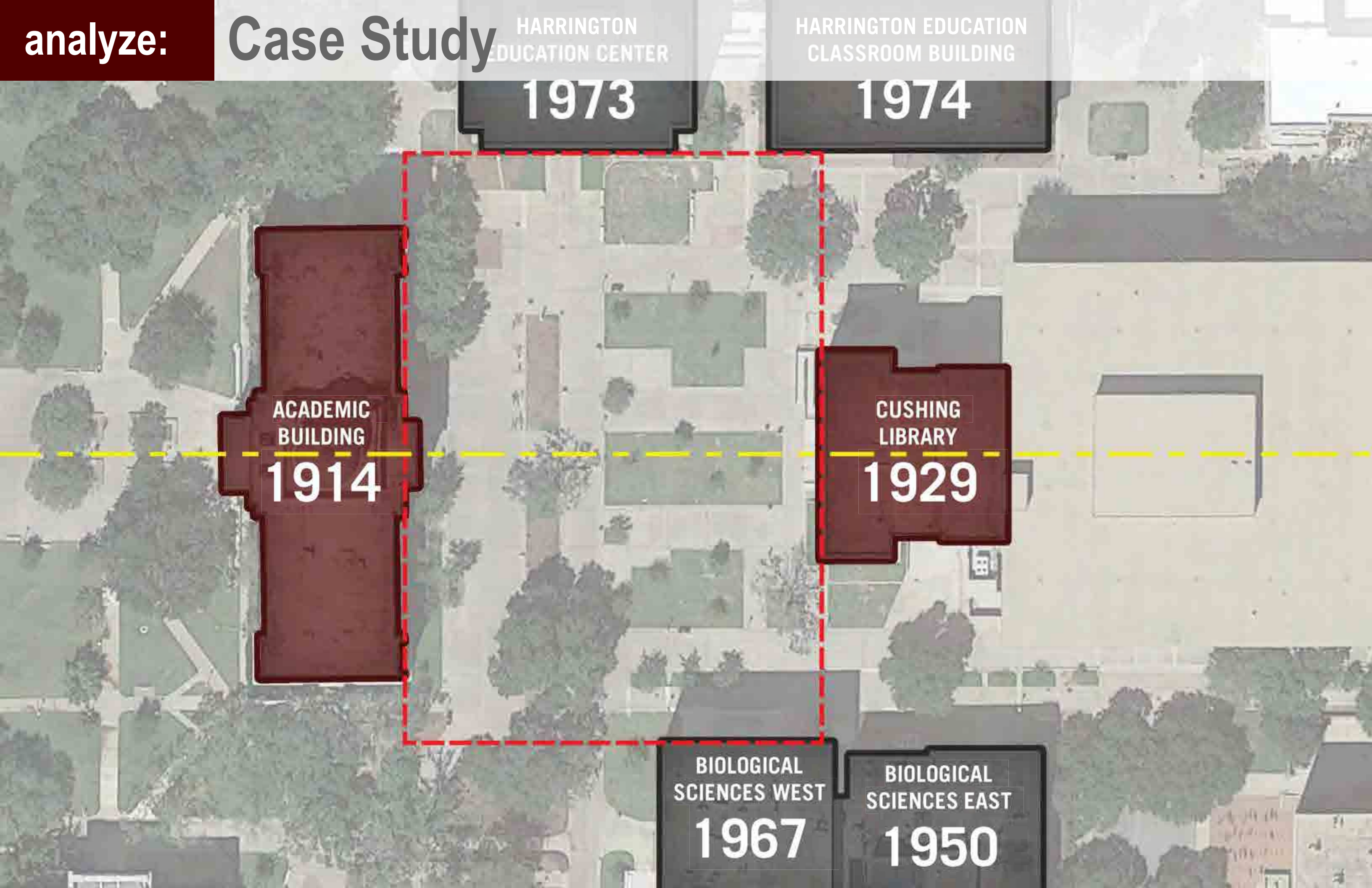
**1929**

BIOLOGICAL  
SCIENCES WEST

**1967**

BIOLOGICAL  
SCIENCES EAST

**1950**



**analyze:**

# Case Study



**HARRINGTON EDUCATION CENTER CLASSROOM BUILDING**



**BIOLOGICAL SCIENCES BLDG WEST**

**analyze:**

# Case Study – Interior Spaces





# GOALS AND ADVICE



- **Identify the buildings that are legacy or heritage assets and align these with the district plans**
- **Identify the landscape, outdoor, public spaces that are legacy or heritage assets and align these with the district plans**
- **Develop process(es) for determining and preserving legacy interior spaces**
- **Update the Legacy Building and Spaces Inventory**
- **Consideration of Mid-Century Buildings (1940-1965)**
- **Assets on West Campus and within Vet Med District**
- **Integrated approach to preservation guidelines with campus guidelines (buildings, landscape, etc.)**
- **Define the polices for implementation, review and appeals to the preservation process**



# QUESTIONS & DISCUSSION





**TEXAS A&M**  
UNIVERSITY®

**Thank You**



11 February 2016

