

VIKING

Fold-Down Camping Trailers



The weekend can't come soon enough!



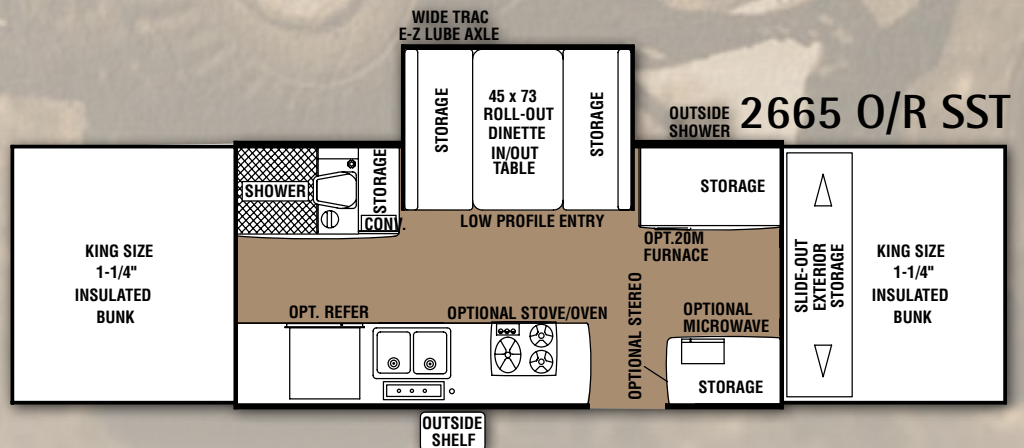
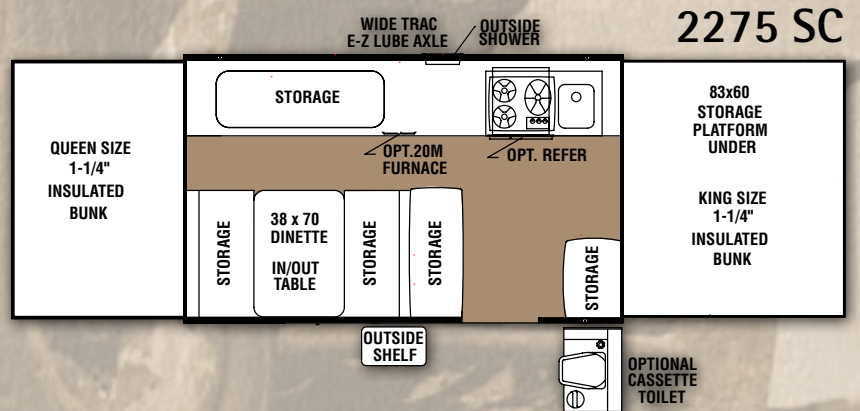
The roomy interior gives you lots of inside storage and all the comforts of a luxury camper after the day's adventure.



An extra large outside shelf provides a convenient work area for countless campsite activities.

Off-Road Legend

The Viking Off-Road Legend Trailers take it to the extreme with a rugged suspension system, heavy duty 6" I-beam frame and extra ground clearance that get you where the action is. Take the toys along on the 60" x 83" diamond plate front platform on the 2275SC or go for the added space and travel trailer style amenities of the high sidewall 2665 O/R SST.



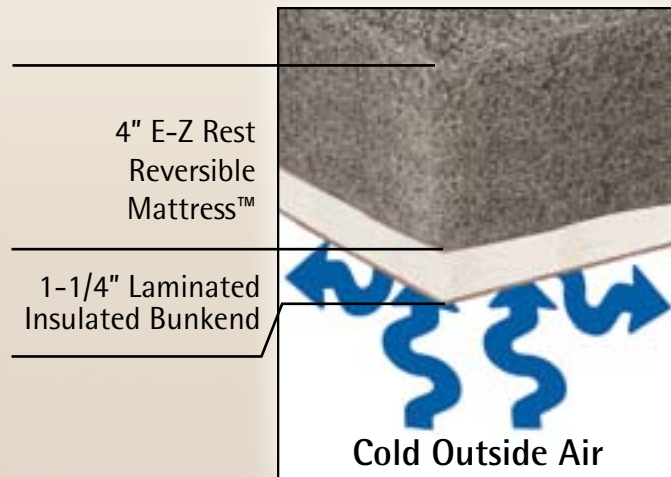
The Viking Difference

Construction & Features Competitors Can't Match

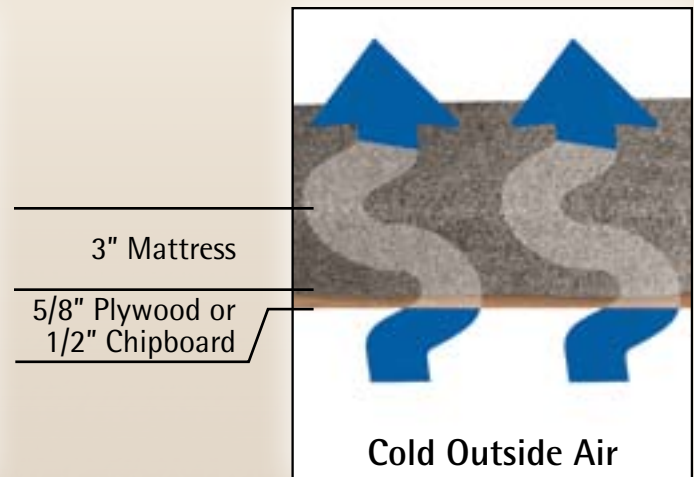
Warmest Folding Camper in the Industry

What would you rather sleep on?

Viking Standard



Competitors



1-1/4" laminated insulated bunkend

- Double the industry standard thickness
- Solid wood, steel reinforced frame filled with 1" thick high density foam and laminated with wood panel on top and bottom
- Yields a more stable bedend vs. chipboard or spliced plywood used by other brands
- Insulation improves comfort and warmth



Optional 20M BTU Suburban® Furnace with forced air, electronic ignition and thermostat control. Largest heating capacity of any folding camper.



E-Z Rest Reversible Mattresses™

- Softer on one side, firmer on the other. Now you have a choice!
- A higher level of comfort over standard foam or cheap innerspring mattresses used by the competition.



Optional 12V mattress heater.

Roof Side Z-Rail

Channels water away.



- Z-Rails on roof perimeter and sidewalls keep wood above water level collection points.
- Others use U channel where wood and water can come in contact at the bottom of the channel.
- Channels are kept open to allow water to run out like a gutter.
- Others attempt to seal channels to keep water out; when the seal is compromised, water will collect and cannot escape.

SST & Coleman® Stove & Stand



Super Sliding Storage Trunk (SST)

- Rugged 25 cu.ft. rotocast plastic trunk has enough space to take it all with you.
- Trunk slides in both directions on a patented mechanism that provides full access to the trunk interior with the front bed pulled out.
- Trunk lids also flip over to serve as additional shelves/table tops complete with cup holders.



Lakeside Maple Wood with Natural Touch Finish on Paneling and Cabinet Doors

- Special durable coating resists scratches, moisture and marking
- Feel the difference



Coleman® Grill Stove with Electronic Ignition and Multipurpose Portable Stand

- True high pressure cooking – fast and efficient
- 25 ft. long grill hose in the Camp Rite package connects the Grill Stove directly to the camper's front gas bottle.
- Portable stand provides stable footing for the Grill Stove, a cooler, garbage bag, etc.; yet it folds up to a compact size that's easy to store.



Improved Entry Doors

- Redesigned upper screen door makes installation easy and improves alignment and function on 2-piece door models.
- Removable travel door stores out of the way on one-piece door models.



Wide Trac Suspension

Better safety and stability on the road.

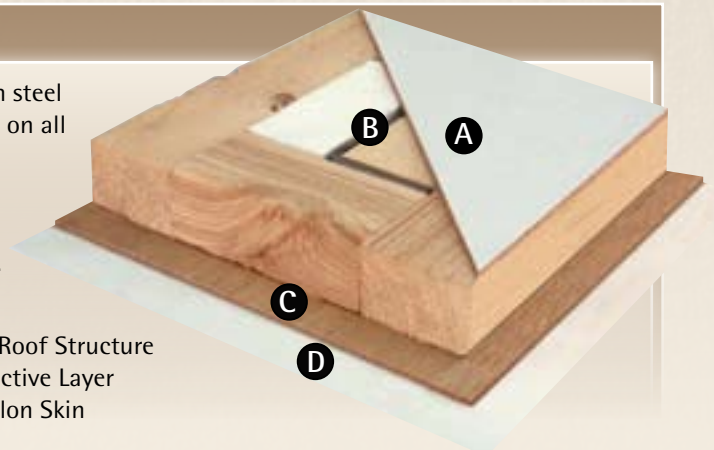
- Widest stance of any folding camper
- Improves towing safety and stability
- Stronger axle beams than most competitors
- Steel frame with automotive E-coat finish. E-Coat is a 12 step cleaning and finishing process that applies multiple layers of protection to fully penetrate and coat INSIDE and OUT. Powder coating used by some competitors cannot cover inside surfaces.

Dura Tuff Roof

- No one else includes the extra wood layer between the top Filon and internal foam that provides stiffness and reduces the probability of damage due to hail, road debris, etc.
- Roof vent is placed off to the side so the A/C can be center-mounted without having to remove the vent. This design allows you to have both the vent and A/C.

- The roof is framed with steel supports to accept A/C on all models without extra reinforcement.
- Covered with a seamless Filon exterior.

- Ceiling Board
- Wood Frame & Foam Roof Structure
- Dura Tuff Wood Protective Layer
- One Piece Seamless Filon Skin



Legendary Slide-Outs

Live the Legend of comfort and convenience with these spacious slide-out campers. They're built to be family-friendly and road ready with all the features you need for great family outings and vacations.



The 2485SST includes a sofa bed that provides comfortable seating by day and extra sleeping space at night.



A convenient outside shelf comes in handy for campsite picnics or as a place to set extra gear.

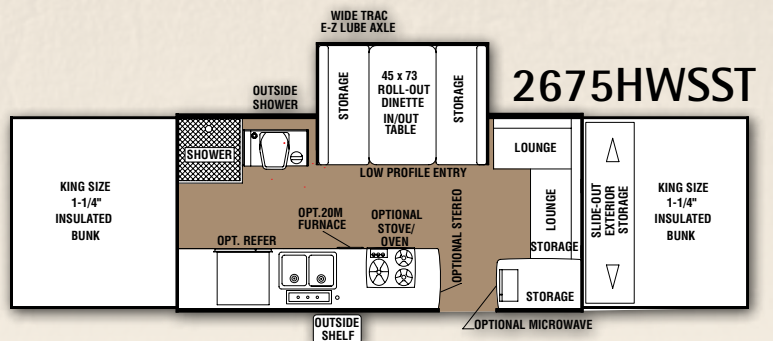
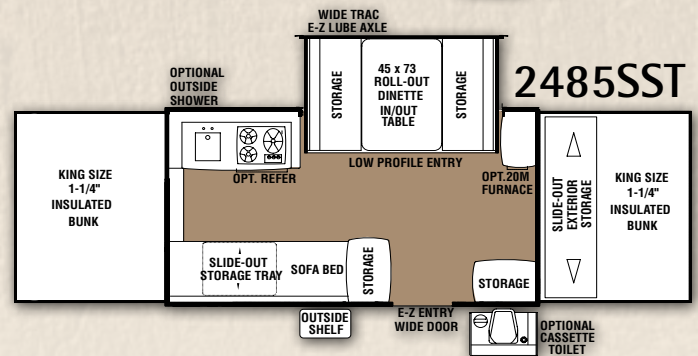
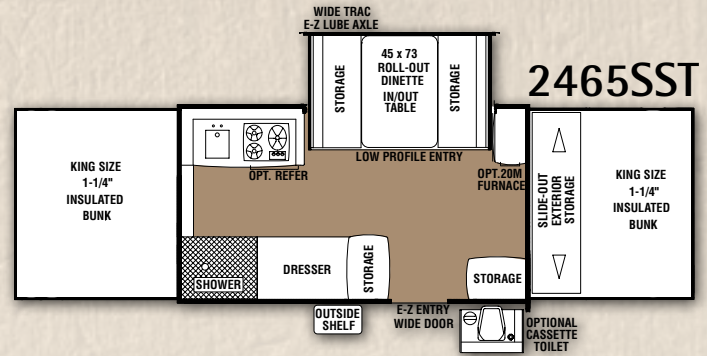


The large dinette slide-out increases interior room along with king size bunks for roomy sleeping comfort.



A modular cassette potti, along with a privacy curtain, enhances your comfort and convenience.

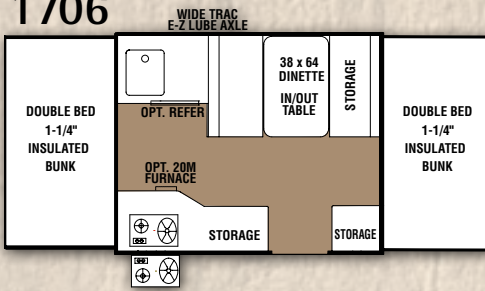
This deluxe sliding storage compartment features a lid that flips open to serve double duty as extra counter space.



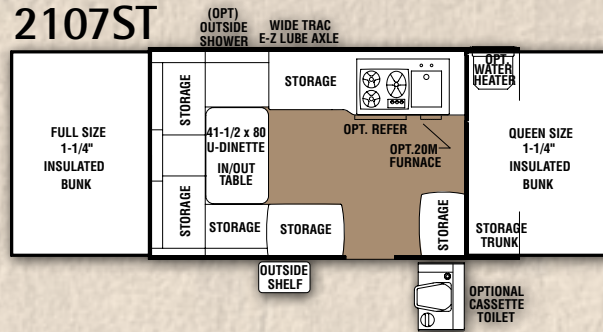
Epic Floor Plans



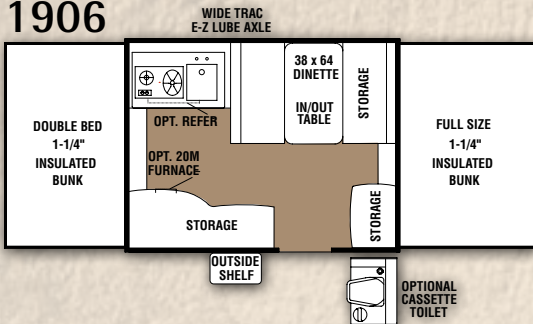
1706



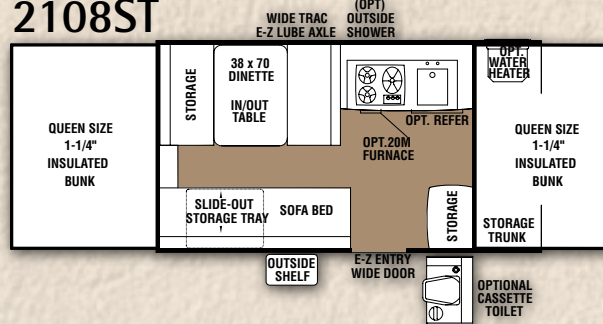
2107ST



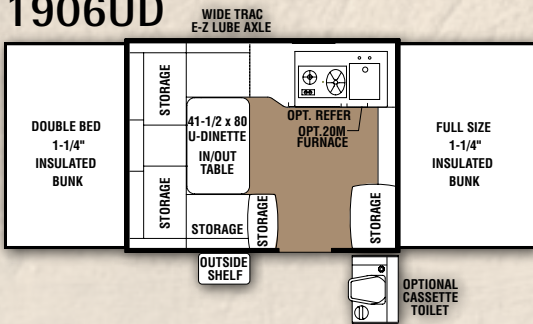
1906



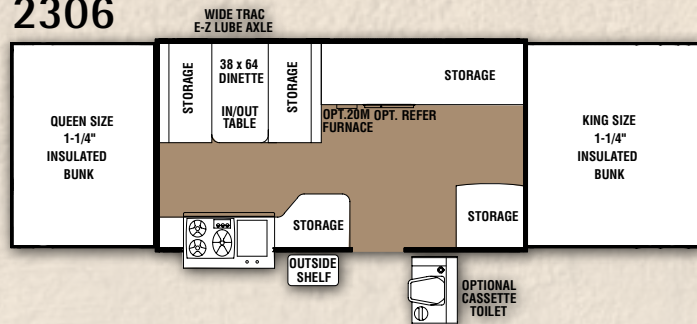
2108ST



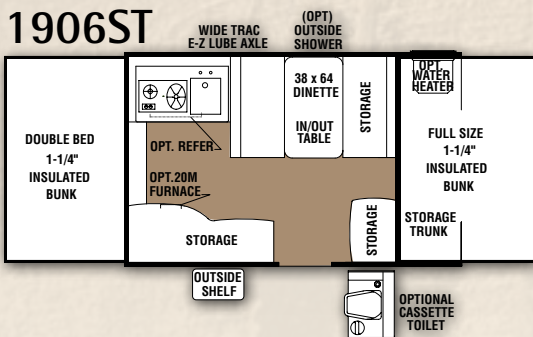
1906UD



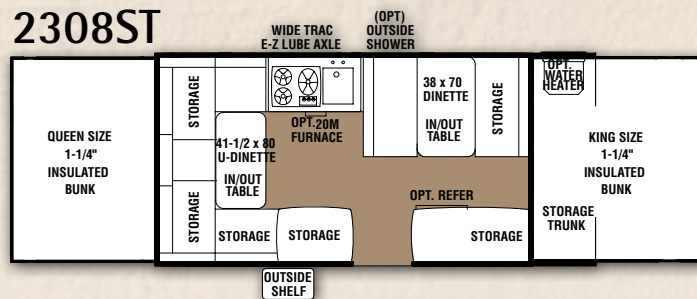
2306



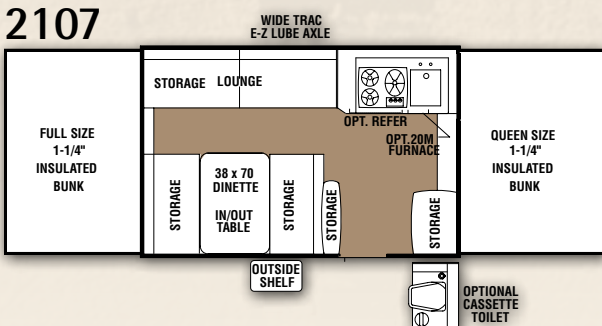
1906ST



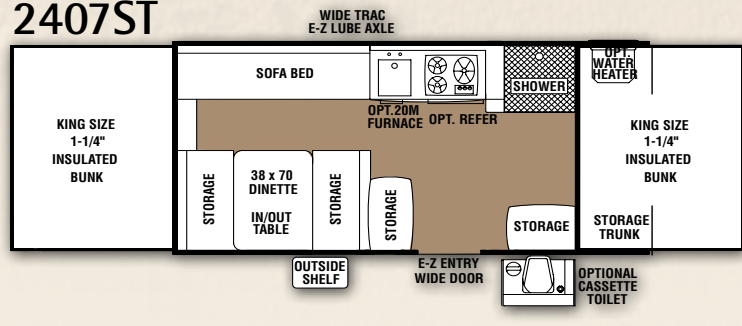
2308ST



2107




2407ST





You'll have many stories of adventure to tell with the Viking Epic. These great folding campers make the journey easy with lots of storage space and unique features such as this kitchen bay in the 2306 for added roominess.



Viking Features

VRX-14 Supreme Tent with storm cuff and tinted windows

Portable in/out dinette table

4" upholstered cushions

Z-rails channel water away

Patio light

Fantastic Fan™ power roof vent is standard on all models (except 1706).

One piece undercoated floor

Lined drapes for improved privacy

Bedend light with fan (see spec chart for availability)

Sandpad for greater stability (Available with the Camp Rite package)

EZ Lube axle bearing. Easier maintenance for improved safety.

Entrance door 3" wider than industry standard and stores crankhandle

Low profile removable tongue jack

INDUSTRY BEST

Grease Zerk
Rubber Plug
Grease Flow
Metal End Cap
Outer Bearing
Spring Loaded Double Lip Seal
Inner Bearing

Legend

Specifications

| | 2275 SC | 2665 O/R SST | 2465 SST | 2485 SST | 2675 HW SST |
|---|-------------|--------------|-------------|-------------|-------------|
| Interior Box Size | 11' | 14' | 12' | 12' | 14' |
| Travel Length | 21' 4" | 21' 4" | 18' 5" | 18' 5" | 21' 4" |
| Travel Width | 85" | 85" | 85" | 85" | 85" |
| Travel Height | 60" | 72" | 55" | 55" | 69" |
| Front Storage Cargo Platform | 60 X 83 | | | | |
| Interior Open Length | 22' 2" | 26' 2" | 24' 5" | 24' 5" | 26' 2" |
| Interior Open Height | 6' 10" | 7' 6" | 6' 10" | 6' 10" | 7' 6" |
| Sleeping Capacity | 6 | 6 | 6 | 8 | 6 |
| Front Sleeping Area | 70 X 80 | 70 X 80 | 70 X 80 | 70 X 80 | 70 X 80 |
| Rear Sleeping Area | 58 X 80 | 70 X 80 | 70 X 80 | 70 X 80 | 70 X 80 |
| Dinette Area | 39 X 70 | 45 x 73 | 45 X 73 | 45 X 73 | 45 x 73 |
| "U" Dinette | N/A | N/A | N/A | N/A | N/A |
| Sofa Bed | N/A | N/A | N/A | 34 X 76 | N/A |
| Tire Size | ST225/75D15 | ST225/75D15 | ST175/80D13 | ST175/80D13 | ST225/75D15 |
| Tire Load Range | 5 Bolt D | 5 Bolt D | 5 Bolt D | 5 Bolt D | 5 Bolt D |
| Hitch Weight # (approx.), (lbs./Kg) | 378/171 | 480/218 | 287/130 | 288/104 | 505/229 |
| Axle Weight # (approx.), (lbs./Kg) | 2401/1089 | 3160/1433 | 2383/1081 | 2332/1058 | 3234/1467 |
| Dry Weight # (approx.), (lbs./Kg) | 2779/1261 | 3640/1651 | 2670/1211 | 2620/1188 | 3739/1696 |
| Cargo Capacity # (approx.), (lbs./Kg) | 2679/1215 | 1920/871 | 837/380 | 888/403 | 1846/837 |
| Gross Vehicle Weight Rating (GVWR), (lbs./Kg) | 5458/2476 | 5560/2521 | 3507/1591 | 3508/1591 | 5585/2533 |
| Coupler Ball Size | 2-5/16" | 2" | 2" | 2" | 2" |

Standard & Optional Equipment

| | | | | | |
|--|-------------------|-------------------|------------------|------------------|-------------------|
| Goshen Lift System w/Double Lift Arms | STD | STD | STD | STD | STD |
| Coleman® Propane Grill Stove w/Stand | STD | STD | STD | STD | STD |
| 4 Layer Seamless Filon Roof - A/C Ready | STD | STD | STD | STD | STD |
| Laminated Exterior Surface | Aluminum | Aluminum | Aluminum | Aluminum | Aluminum |
| VRX-14 Cleanable Tent w/Storm Cuff | STD | STD | STD | STD | STD |
| 1-1/4" Laminated / Insulated Bed | STD | STD | STD | STD | STD |
| E-Z Glide Rollout Bunk System | STD | STD | STD | STD | STD |
| E-Z Rest Reversible Mattress™ | 4" | 4" | 4" | 4" | 4" |
| Cushions | 4" | 4" | 4" | 4" | 4" |
| Lined Side Drapes | STD | STD | STD | STD | STD |
| Lined Bedend Privacy Curtains & Valances | STD | STD | STD | STD | STD |
| E-Z Swing Over Galley w/Drawer | STD | N/A | STD | STD | N/A |
| Wedgewood Range | 3 Burner | 3 Burner-Opt Oven | 3 Burner | 3 Burner | 3 Burner-Opt Oven |
| Stainless Steel Sink | STD | STD-Double Bowl | STD | STD | STD-Double Bowl |
| Kitchen Faucet w/12 Volt Water Pump | STD | STD | STD | STD | STD |
| Hot Water System w/Built-In Shower | N/A | STD | STD | N/A | STD |
| Hot Water System w/Outside Shower | STD | STD | N/A | STD | STD |
| Built-In Water Tank - 16 Gal | N/A | N/A | N/A | N/A | N/A |
| Under Floor Water Tank - 23/30 Gal | STD | STD | STD | STD | STD |
| Radius Edge Hi-Pressure Countertop | STD | STD | STD | STD | STD |
| Inside/Outside Table | STD | STD | STD | STD | STD |
| Outside Utility Shelf | STD | STD | STD | STD | STD |
| Converter w/Battery Charger | 35 AMP | 35 AMP | 25 AMP | 25 AMP | 35 AMP |
| 12 Volt Ceiling Lights | 6 | 8 | 7 | 7 | 8 |
| 120 Volt Electrical Outlets | 4 | 4 | 4 | 3 | 4 |
| Exterior 120 Volt GFI Protected Outlet | STD | STD | STD | STD | STD |
| Bedend Light w/Fan | 2-STD | 2-STD | 1 - STD | 1 - STD | 2-STD |
| Patio Light | 2-STD | STD | STD | STD | STD |
| Modular Storage Cabinet | STD | N/A | STD | STD | N/A |
| One Piece Screen Door w/Removable Lower Door | STD | STD | STD | STD | STD |
| Front Storage Compartment w/Light | N/A | N/A | N/A | N/A | N/A |
| SST - Super Sliding Storage Compartment | N/A | STD | STD | STD | STD |
| Fantastic Fan™ Power Roof Vent | STD | STD | STD | STD | STD |
| Clothes Hanger Bar | STD | STD | STD | STD | STD |
| Wide Trac E-Z Lube Heavy Duty Suspension | 5,200# - Torflex | 5,200# - Torflex | 3,500# - Torflex | 3,500# - Torflex | 5,200# - Torflex |
| Seamless HD Polyethylene Wheel Wells | STD | STD | STD | STD | STD |
| Removable Tongue Jack w/Rubber Wheel | Fixed Dolly Wheel | Fixed Dolly Wheel | STD | STD | Fixed Dolly Wheel |
| Durable 7 Wire Trailer Connection | STD | STD | STD | STD | STD |
| Tubular Steel Frame w/E-Coat Finish | 6" I-Beam Main | 6" I-Beam Main | 4" | 4" | 4" |
| Crank Down B.A.L. Jacks | 4 Type C- STD | 4 Type C- STD | 4 - STD | 4 - STD | 4 Type C- STD |
| Spare Tire, Bracket, Cover & Entrance Step | STD | STD | STD | STD | STD |
| 3-Way Dometic Refrigerator | 2.5 CF-OPT | 3 CF-OPT | 2.5 CF-OPT | 2.5 CF-OPT | 3 CF-OPT |
| 20,000 BTU Suburban Furnace | OPT | OPT | OPT | OPT | OPT |
| Carefree Awning - Silver Fade | 10' - OPT | 12' - OPT | 11' - OPT | 11' - OPT | 12' - OPT |
| Screenroom w/Privacy Flaps | 10' - OPT | 12' - OPT | 11' - OPT | 11' - OPT | 12' - OPT |
| Modular Cassette Potti | OPT | STD | OPT | OPT | STD |
| Electric Brakes | STD | STD | STD | STD | STD |
| Sand Pads, Grill Hose & Battery Box, GB Ring | OPT-Camp PK | OPT-Camp PK | OPT-Camp PK | OPT-Camp PK | OPT-Camp PK |
| Double Gas Bottle & Cover | STD | STD | OPT | OPT | STD |
| Bike Rack-Roof Mount | OPT | OPT | OPT | OPT | OPT |
| 1 - 12 Volt Outlet & Mattress Heater | OPT | OPT | OPT | OPT | OPT |
| Carefree Power Lift | OPT | OPT | OPT | OPT | OPT |
| Highwall Standard Build Package* | N/A | OPT | N/A | N/A | OPT |

Items shown in **bold face type** are Viking Exclusives. *AM/FM/CD Stereo, Microwave Oven, 3-Burner Stove w/Oven, Factory Installed 13,500 BTU A/C

Epic

Specifications

| | |
|---|--|
| Interior Box Size | |
| Travel Length | |
| Travel Width | |
| Travel Height | |
| Front Storage Cargo Platform | |
| Interior Open Length | |
| Interior Open Height | |
| Sleeping Capacity | |
| Front Sleeping Area | |
| Rear Sleeping Area | |
| Dinette Area | |
| "U" Dinette | |
| Sofa Bed | |
| Tire Size | |
| Tire Load Range | |
| Hitch Weight # (approx.), (lbs./Kg) | |
| Axle Weight # (approx.), (lbs./Kg) | |
| Dry Weight # (approx.), (lbs./Kg) | |
| Cargo Capacity # (approx.), (lbs./Kg) | |
| Gross Vehicle Weight Rating (GVWR), (lbs./Kg) | |
| Coupler Ball Size | |

Standard & Optional Equipment

| | |
|--|--|
| Goshen Lift System w/Double Lift Arms | |
| Coleman® Propane Grill Stove w/Stand | |
| 4 Layer Seamless Filon Roof - A/C Ready | |
| Laminated Exterior Surface | |
| VRX-14 Cleanable Tent w/Storm Cuff | |
| 1-1/4" Laminated / Insulated Bed | |
| E-Z Glide Rollout Bunk System | |
| E-Z Rest Reversible Mattress™ | |
| Cushions | |
| Lined Side Drapes | |
| Lined Bedend Privacy Curtains & Valances | |
| E-Z Swing Over Galley w/Drawer | |
| Wedgewood Range | |
| Stainless Steel Sink | |
| Kitchen Faucet w/12 Volt Water Pump | |
| Hot Water System w/Built-In Shower | |
| Hot Water System w/Outside Shower | |
| Built-In Water Tank - 16 Gal | |
| Under Floor Water Tank - 23/30 Gal | |
| Radius Edge Hi-Pressure Countertop | |
| Inside/Outside Table | |
| Outside Utility Shelf | |
| Converter w/Battery Charger | |
| 12 Volt Ceiling Lights | |
| 120 Volt Electrical Outlets | |
| Exterior 120 Volt GFI Protected Outlet | |
| Bedend Light w/Fan | |
| Patio Light | |
| Modular Storage Cabinet | |
| One Piece Screen Door w/Removable Lower Door | |
| Front Storage Compartment w/Light | |
| SST - Super Sliding Storage Compartment | |
| Fantastic Fan™ Power Roof Vent | |
| Clothes Hanger Bar | |
| Wide Trac E-Z Lube Heavy Duty Suspension | |
| Seamless HD Polyethylene Wheel Wells | |
| Removable Tongue Jack w/Rubber Wheel | |
| Durable 7 Wire Trailer Connection | |
| Tubular Steel Frame w/E-Coat Finish | |
| Crank Down B.A.L. Jacks | |
| Spare Tire, Bracket, Cover & Entrance Step | |
| 3-Way Dometic Refrigerator | |
| 20,000 BTU Suburban Furnace | |
| Carefree Awning - Silver Fade | |
| Screenroom w/Privacy Flaps | |
| Modular Cassette Potti | |
| Electric Brakes | |
| Sand Pads, Grill Hose & Battery Box, GB Ring | |
| Double Gas Bottle & Cover | |
| Bike Rack-Roof Mount | |
| 1 - 12 Volt Outlet & Mattress Heater | |
| Carefree Power Lift | |
| Highwall Standard Build Package | |

Items shown in **bold face type** are Viking Exclusives.



Viking Optional Accessories



Custom fitted sheets and pillowcases



Carefree® awning and screen room w/privacy panels



Modular cassette potti



Hanging cabinet



Hanging wardrobe

Gas bottle cover

Limited Warranty

- Lift System - Lifetime
- Vinyl Tent - 5 years
- Roll Out System - 5 years
- Frame - 5 years
- Roof Assembly - 5 years
- Dexter® Axle - 5 years
- Refrigerator - 3 years
- Plumbing System - 10/25 year
- Electronic Converter- 2 years
- Filon® Roof Exterior - 2 years

Viking is Proud to Offer



VIKING

VRV, LLC
580 West Burr Oak Street
P.O. Box 549 • Centreville, MI 49032

Authorized Dealer:

See your Viking Dealer for a complete list of parts and accessories.

(269) 467-6321
www.vikingrv.com

Product information and photography are as accurate as possible at the time of publication. Subsequent refinements may be evident in the final product. Prices and specifications are subject to change without notice. All liquid capacities are approximate and dimensions are nominal.

