



USER GUIDE

FONTS INCLUDED WITH
COMPOSER & PERSONALIZER

CONTENTS

Composer & Personalizer Fonts	1
Join method	1
Roman fonts.....	1
Appliqué fonts.....	1
Block fonts	2
Fancy fonts.....	3
Monogram fonts	5
Outline fonts	6
Run stitch fonts.....	6
Script fonts.....	7
Serif fonts.....	8
Small fonts	9
Special fonts.....	10
Non-Roman fonts.....	10
Copyright	12

COMPOSER & PERSONALIZER FONTS

This page lists all fonts that are standard with your embroidery software. For best results when stitching, do not exceed the recommended maximum or minimum sizes. Recommended maximum and minimum heights refer to UPPER CASE letters. Some lower case letters – e.g. a and c – are about 70% the height of a capital letter. Thus you may need to make these characters larger than the recommended minimum.

You can create special characters in each font by holding down the Alt key on your keyboard and typing 0 (zero), its code, using the numbers on the keypad. For example, to type ê with the code 234, type <Alt> + <0234>. The accented letter will appear when you release the <Alt> key. Note that not all characters are available in all fonts. See also Special lettering.

Small, narrow letters may not require automatic underlay depending on size and fabric. If applied, the underlay may show outside the stitched columns. See also Stitch reinforcement.

Add-on fonts can be purchased with Personalizer (previously called Monogrammer), Composer, and Digitizer. (No fonts are included with Organizer level.) Font packs can be purchased from the Hatch website.

Join method

The lettering join method is preset to give the best results for each font. Options include:

Join		Purpose
Bottom join	BJ	Letters are joined along the baseline. Use it when stitching on towelling – joins are hidden in the pile.
Closest join	CJ	Letters are joined at the closest point. Use it to minimize trims.
As digitized	AD	Letters are joined as they were digitized. Use it with fonts combining different fill stitch types or special effects.

If you break apart a lettering object, the join method is lost as the object is no longer a lettering object. For further details about join methods, see User Guide.

Roman fonts

Appliqué fonts

Font	Sample	Min		Max		JM
		in	mm	in	mm	
College Applique		1.0	25	3.2	80	AD

Block fonts

Block fonts are among the easiest fonts to read in embroidery. They work almost anywhere. Included in the collection are traditional block, modern block and outline. Try using different stitch types, including embossed fills, to give your block lettering a different look.

Font	Sample	Min		Max		JM
		in	mm	in	mm	
Art Block	ABCDEF abcdef 0123456789	0.4	10	3.0	75	CJ
Blacklight	<i>ABCDEF abcdef</i> <i>0123456789</i>	0.25	6	2.4	60	CJ
Block1	ABCDEF abcdef 0123456789	0.25	6	2.4	60	CJ
Block2	ABCDEF abcdef 0123456789	0.25	6	2.0	60	CJ
Block2-Auto	ABCDEF abcdef 0123456789	0.2	5	2.2	55	CJ
Castle	ABCDEF abcdef 0123456789	0.25	6	2.0	50	CJ
Folio Condensed	ABCDEF abcdef 0123456789	0.3	7	2.0	50	CJ

Font	Sample	Min	Max	JM
Futura	<p>ABCDEF abcdef</p> <p>0123456789</p>	0.25	6 2.4 60	CJ
Microgramma	<p>ABCDEF abcdef</p> <p>0123456789</p>	0.25	6 2.4 60	CJ
Narrow Block	<p>ABCDEF abcdef</p> <p>0123456789</p>	0.6	15 4.0 100	CJ
Slim Block	<p>ABCDEFGHIJK</p> <p>0123456789</p>	0.8	20 8.0 200	CJ

Fancy fonts

Anything that is not 'blocky' can be used in a decorative way, depending on the style of logo.

Font	Sample	Min	Max	JM	
		in	mm	in	mm
Angle Block	<p>ABCDEF abcdef</p> <p>0123456789</p>	0.4	10 4.0 100	CJ	
Cayman	<p>ABCDEF abcdef</p> <p>0123456789</p>	0.4	10 2.0 50	CJ	
Chancery	<p>ABCDEF abcdef</p> <p>0123456789</p>	0.4	10 2.0 50	CJ	


Font	Sample	Min	Max	JM
Charcuterie	<p>ABCDEF abcdef</p> <p>0123456789</p>	0.75	20 2.5 65	CJ
Comics	<p>ABCDEF abcdef</p> <p>0123456789</p>	0.4	10 2.0 50	CJ
Curly	<p>ÀÁÂÃÄÅÆ abcdef</p> <p>0123456789</p>	0.6	15 2.9 75	CJ
Flash	<p>ABCDEF abcdef</p> <p>0123456789</p>	0.25	6 2.4 60	CJ
Handicraft	<p>ABCDEF abcdef</p> <p>0123456789</p>	0.3	8 2.5 65	CJ
Hana	<p>ÀBCDEF abcdef</p> <p>0123456789</p>	1.5	13 2.0 50	CJ
Kindergarten Block	<p>ABCDEFGHIJK</p> <p>0123456789</p>	0.4	10 3.6 90	CJ
Mandarin	<p>ÀBCDEF GHIJK</p> <p>0123456789</p>	0.3	8 2.0 50	CJ

Font	Sample	Min	Max	JM
Pacific North West		0.3	8 2.4	60 CJ
Woodstock		0.3	8 2.0	50 CJ

Monogram fonts

Specially designed for monogramming purposes – commonly used for creating initials popular with gifts such as towels and linen.

Font	Sample	Min	Max	JM
		in	mm	in
		mm	in	mm
Fancy Monogram		1.0	25 4.0	100 CJ
Octagon Monogram		0.7	18 4.0	100 CJ

Font	Sample	Min	Max	JM		
Seal Monogram		0.7	18	4.0	100	CJ



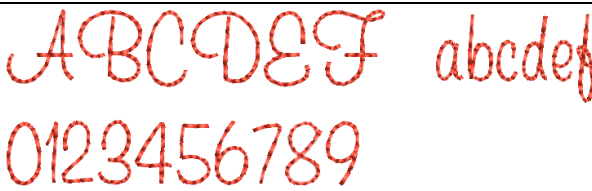
Outline fonts

Commonly used for sports wear, on back of jackets, as they work best on a larger scale.

Font	Sample	Min	Max	JM		
		in	mm	in	mm	
Detex Normal		0.6	15	2.1	55	CJ

Run stitch fonts

Commonly used for small lettering, anything under 5mm and where satin column are not suitable.

Font	Sample	Min	Max	JM		
		in	mm	in	mm	
Run Block		0.2	5	0.25	6	AD
Run Freehand		0.2	5	0.5	12	AD
Run Murray Hill		0.2	5	0.5	12	AD

Font	Sample	Min	Max	JM
Run Script	<i>ABCDEF abcdef</i> <i>0123456789</i>	0.2 5	0.25 6	AD

Script fonts







Script fonts can give the look of handwriting to your embroidery designs. This is one of the hardest font types to digitize well. Stay within the recommended sizes for best results.

Font	Sample	Min	Max	JM
		in mm	in mm	
Ballantines Script	<i>ABCDEF abcdef</i> <i>0123456789</i>	0.5 12	2.0 50	CJ
Book Script	<i>ABCDEF abcdef</i> <i>0123456789</i>	1.0 25	2.2 55	CJ
Edwardian Script	<i>ABCDEF abcdef</i> <i>0123456789</i>	0.6 15	3.0 75	CJ
Italian Script	<i>ABCDEF abcdef</i> <i>0123456789</i>	0.4 10	4.0 100	CJ
Script1	<i>ABCDEF abcdef</i> <i>0123456789</i>	0.5 12	3.0 75	CJ
Script2	<i>ABCDEF abcdef</i> <i>0123456789</i>	0.3 8	2.0 50	CJ
Script4	<i>ABCDEF abcdef</i> <i>0123456789</i>	0.8 20	3.2 80	CJ

Font	Sample	Min	Max	JM		
Upright Script		0.5	13	2.0	50	CJ

Serif fonts

Serif lettering began in Roman times with words carved into stone. Serifs were probably used to neaten letters and make them more legible. Serif fonts are still considered by some to be easier to read in printed documents. For embroidery, it is really a matter of preference and style.

Font	Sample	Min	Max	JM		
		in	mm	in	mm	
Algerian		0.3	8	1.2	30	CJ
Athletica		0.4	10	3.0	75	CJ
Bodoni		0.3	7	2.0	50	CJ
Casual Serif		0.5	13	2.2	55	CJ
City Medium		0.25	6	3.0	75	CJ
College		0.25	6	1.4	35	CJ

Font	Sample	Min	Max	JM
Copperplate	ABCDEFGHIJK 0123456789	0.25	6 1.6	40 CJ
Felt Tip	ABCDEFGHIJ abcdef 0123456789	0.4	10 2.0	50 CJ
Garamond	ABCDEFGHIJ abcdef 0123456789	0.3	7 2.0	50 CJ
Old English	ABCDEFGHIJ abcdef 0123456789	0.3	8 2.0	50 CJ
Serif1	ABCDEFGHIJ abcdef 0123456789	0.25	6 1.2	30 CJ
Stencil Block	ABCDEFGHIJK 0123456789	0.4	10 3.0	75 CJ
Typewriter	ABCDEFGHIJ abcdef 0123456789	0.5	13 2.0	50 CJ

Small fonts

Font	Sample	Min	Max	JM
		in mm	in mm	
Miniature Block	ABCDEFGHIJ abcdef 0123456789	0.2	5 0.25	6 CJ
Roman-Small	ABCDEFGHIJ abcdef 0123456789	0.2	5 0.25	6 CJ

Font	Sample	Min	Max	JM
Small Block2	<p>ABCDEF abcdef</p> <p>0123456789</p>	0.2	5 0.25 6	CJ
Sm Script	<p>ABCDEF abcdef</p> <p>0123456789</p>	0.2	5 0.25 6	CJ
Times Small	<p>ABCDEF abcdef</p> <p>0123456789</p>	0.2	5 0.25 6	CJ

Special fonts

Font	Sample	Min	Max	JM
		in	mm	in mm
2 Col Arial Shadow	<p>ABCDEF abcdef</p> <p>0123456789</p>	0.5	13 2.0 50	AD
Antique Rose	<p>A B C D E G</p> <p>H I J K L M N</p>	1.2	30 4.0 100	AD
Flair Script	<p>ABCDE abcde</p> <p>01234567890</p> <p>z</p>	0.4	10 3.2 80	CJ

Non-Roman fonts

Font	Sample	Min	Max	JM
		in	mm	in mm

Font	Sample	Min	Max	JM
Heisei Maru Gothic	平成丸ゴシック あいうえおアイウエオ	0.3	8	2.7 70 CJ

COPYRIGHT

Copyright © 2018. Wilcom Pty Ltd, Wilcom International Pty Ltd. All Rights reserved.

No parts of this publication or the accompanying software may be copied or distributed, transmitted, transcribed, stored in a retrieval system or translated into any human or computer language, in any form or by any means, electronic, mechanical, magnetic, manual, or otherwise, or disclosed to any third party without the express written permission of:

Wilcom Pty Ltd. (A.B.N. 43 001 971 919)
Level 3, 1-9 Glebe Point Rd, Glebe
Sydney, New South Wales, 2037, Australia
PO Box 1094, Broadway, NSW 2007
Phone: +61 2 9578 5100
Fax: +61 2 9578 5108
Email: wilcom@wilcom.com
Web: <http://www.wilcom.com>

TrueView™ and Point & Stitch™ are trademarks of Wilcom Pty Ltd. Portions of the imaging technology of this Product are copyrighted by AccuSoft Corporation. The EPS File Import/Export Converter used in this Product is copyrighted by Access Softek, Inc. All rights reserved.

Wilcom Pty Ltd makes no representation or warranties with respect to the contents of this publication and specifically disclaims any implied warranties of merchantable quality or fitness for any particular purpose. Further, Wilcom Pty Ltd reserves the right to revise this publication and to make changes in it from time to time without obligation of Wilcom Pty Ltd to notify any person or organization of such revisions or changes.

The screen illustrations in this publication are intended as representations, not exact duplicates of screen layouts generated by the software. The samples used to illustrate software features and capabilities may not be exactly duplicable, depending on inclusions provided with your software model or product level. Some artwork for design samples is kindly provided by Digital Art Solutions.

Subject to any warranties implied by law which are incapable of limitation or exclusion, the software is purchased 'as is' without any warranty as to its performance, accuracy, freedom from error or to any results generated through its use and without any implied warranty of merchantability or of fitness for any particular purpose for which the software is being acquired. The purchaser relies on its own skill and judgement in selecting the software for its own use and assumes the entire risk as to the results and performance of the software. Wilcom Pty Ltd specifically does not warrant that the software will meet the purchaser's requirements or operate without interruption or error.