

Food Processing

Georgia's Top Manufacturing Industry

In this study:

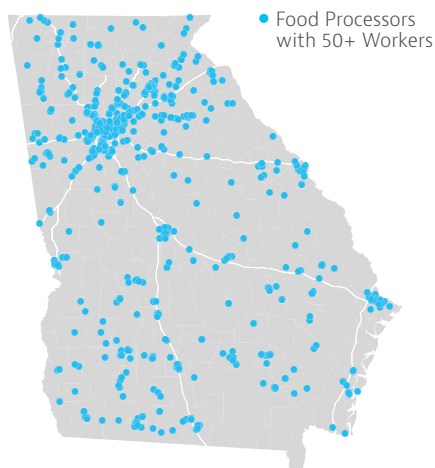
1. Georgia's Largest Manufacturing Industry
2. Food Processors Grow in Georgia
3. A Food Processing Leader
4. A Major Economic Engine for Georgia
5. A Bright Food Processing Future
6. Competitive Business Climate
7. World-Class Training Programs
8. Robust Agricultural Economy
9. Superior Transportation Infrastructure
10. Food Distribution Centers
11. Innovative Technology Resources
13. Organic Food Market Potential
14. Available Food Processing Sites
15. Food Processing Companies
22. Food Industry Trade Associations



Community and Economic Development

Food Processing

Georgia's Top Manufacturing Industry



780

Food processing companies in Georgia



\$9.8 billion

Food and beverage contribution to Georgia's gross state product (GSP) in real dollars



10,000

Number of new jobs created by food processing companies over the past five years

Georgia is an ideal home for food processing – it's the state's leading manufacturing sector in terms of employment and gross state product (GSP). With more than 41,800 farms producing a variety of food commodities, Georgia's processors capitalize on an abundance of raw materials. Georgia is home to a highly skilled, affordable workforce, exceptional transportation infrastructure and world-class technological resources geared toward promoting the success of the food processing industry.

Georgia's business climate is consistently ranked as the best in the country with a business-friendly tax code and incentives that encourage manufacturing growth for existing and newly arriving companies.

Food Processing Makes a Difference

Food processing operations are a vital part of Georgia's economy. As the single largest contributor to the state's manufacturing gross state product (GSP), the success of Georgia's food processing operations is paramount. Estimated wage disbursements of nearly \$4.5 billion in 2016 have a profound impact on the state's economic health.

Wage distributions and food processing output are only part of the equation, as new food processing locations contribute to growth in other segments. Economic impact models estimate that for every 100 jobs created in food processing, up to an additional 900 jobs in supporting industries will be created depending on the type of operation. (EMSI, 3rdQ 2017).

Why Georgia for Food Processing?

- Abundant agricultural assets
- Excellent accessibility to market
- Skilled, affordable workers
- Exceptional transportation systems
- World-class technology resources
- Business-friendly environment
- Critical mass of successful food processors

Every year, food processors around the globe are discovering what the state's 780 food processing companies already know – Georgia is a great place to do business.

Top Food Processing Employers

Company	Employment
Coca-Cola Co.*	7,749
Pilgrim's	7,302
Fieldale Farms Corp.	3,940
Tyson Foods Inc.	3,363
Perdue Farms Inc.	2,227
Koch Foods	2,075
Keystone Foods	2,000
PepsiCo Inc.	1,614
Frito-Lay Inc.	1,557
Gold Creek Foods LLC	1,510
Sanderson Farms Inc.	1,500
Claxton Poultry Farms Inc.	1,400
Wayne Farms LLC	1,395
Victory Processing LLC	1,275
Mar-Jac Poultry Inc.	1,265
Kellogg Co.	1,220
Pro View Foods LLC	1,200
Tip Top Poultry Inc.	1,200
Flowers Foods Inc.	1,025

*Includes Coca-Cola Company, Coca-Cola Refreshments and Coca-Cola Enterprises
Source: Georgia Power Community & Economic Development Food Processing Database, 2017

Sources: Georgia Department of Labor, Moody's Economy.com, Georgia Department of Economic Development, 2017

New and existing companies find Georgia a great place to do business.

Starbucks to expand Augusta manufacturing plant

“The expansion will allow the plant to expand our production beyond soluble coffee, adding 6 new roasters for whole bean coffee. It’s also an opportunity for us to increase our contribution to the Augusta community, including many of the veterans who work in our plant and contribute to the area. The Augusta community welcomed Starbucks with open arms and we are excited to expand the plant and invest in Augusta.”

Tim Filipowski, Director, Starbucks Augusta Soluble Plants

Source: “Starbucks to Expand Augusta Roasting Plant,” Office of the Governor Press Release, 7/6/2017



150+

Number of food processing expansions or new locations in Georgia over the past five years



10,000

Number of new jobs created by food processing companies over the past five years

Source: Georgia Department of Economic Development, 2017

One of the best measures of an industry’s success in a region is that region’s ability to attract and retain businesses belonging to that industry. Between 2012 and 2017, more than 150 food processing businesses either expanded or moved new operations to Georgia, creating approximately 10,500 new jobs.

Large Food Processing Locations or Expansions, 2012 to 2017

(100 or more jobs announced)

Company	Jobs Created	County	Year
Koch Foods	600	Harris	2013
Tyson Foods	500	Dooly	2015
King’s Hawaiian	481	Hall	2013
Hostess Brands	400	Muscogee	2013
Victory Foods	300	Hall	2012
Castellini Foods	300	Clayton	2015
Victory Processing	300	Hall	2017
Tyson Foods	284	Dooly	2014
Bell Plantation	248	Tift	2012
Nestle - Purina	240	Hart	2017
National Beef Packing Company	233	Colquitt	2015
Claxton Poultry Farms	200	Evans	2012
Tyson Foods	200	Dooly	2012
Suzanna’s Kitchen	200	Gwinnett	2015
Perdue Farms	200	Houston	2015
Fieldale Farms	200	Habersham	2016
FPL Foods	200	Thomas	2017
Colorado Premium	190	Carroll	2017
Ready Pac	175	Butts	2013
Trident Seafoods	175	Carroll	2013
Gold Creek Processing	160	Hall	2013
Richmond Baking	155	Bacon	2015
Pro View Foods	150	Hall	2013
Sugar Foods	150	Carroll	2015
Inaba Foods Co.	150	Spalding	2017
Tyson Foods	149	Terrell	2013
Starbucks	144	Richmond	2012
Lake Foods	130	Hart	2017
FPL Foods	125	Thomas	2017
King and Prince Seafood	120	Glynn	2013
CSM Bakery Solutions	120	Fulton	2015
EPI Breads	120	Gwinnett	2016
Coastal Meats	115	Jefferson	2015
Star Snacks	115	Bibb	2017
BD&K Foods	110	Muscogee	2015
Papa John’s International Regional Hub	106	Cherokee	2016
Sugar Foods Corporation	100	Carroll	2013
US Pet Nutrition	100	Toombs	2013
Premium Peanut	100	Coffee	2015
Fieldale Farms	100	Hall	2016
Gold Creek Foods	100	Hall	2016
Perdue Farms	100	Houston	2017
Starbucks Coffee Roasting Plant	100	Richmond	2017

Source: Georgia Power Community & Economic Development, Georgia Department of Economic Development, 2012-2017*
*Project expansions and new locations as of October 2017

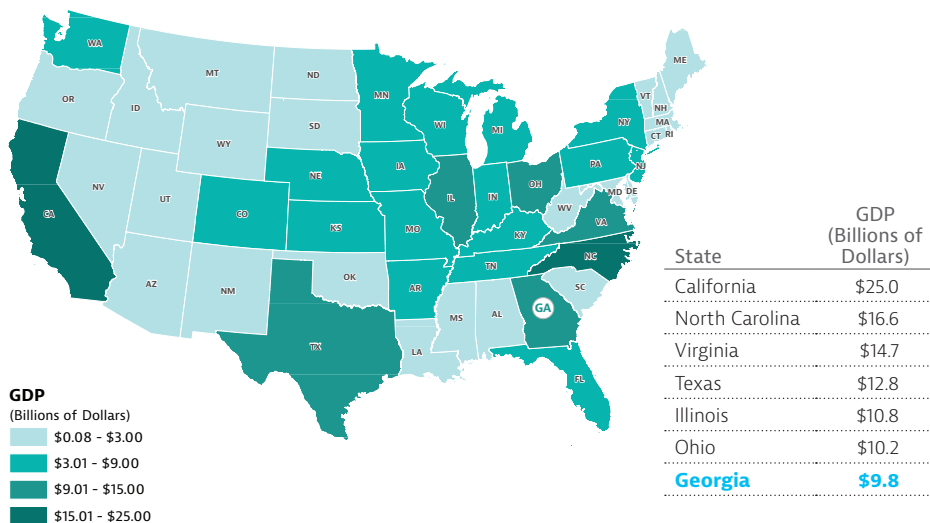
Georgia is a national leader in food processing production and employment.

Top food processors from around the world have operations in Georgia. Twenty of the nation's leading 25 companies, based on sales, have a presence in the state. Georgia's food processing industry is quite diverse in terms of products and operation size. Global icon Coca-Cola is headquartered in Atlanta and employs thousands of workers around the state. The majority of Georgia's food and beverage producers employ fewer than 100 workers. Poultry processing operations are among the state's largest food manufacturing employers. This diversity lends strength and sustainability to the industry and has enabled Georgia to maintain its position as one of the nation's top food processing states. A listing of Georgia's food processors begins on page 16 and includes operations employing 50 or more workers.

Georgia: 7th in the Nation in Food Processing GDP

Source: Moody's Economy.com, 2017

Top States in Food and Beverage GDP



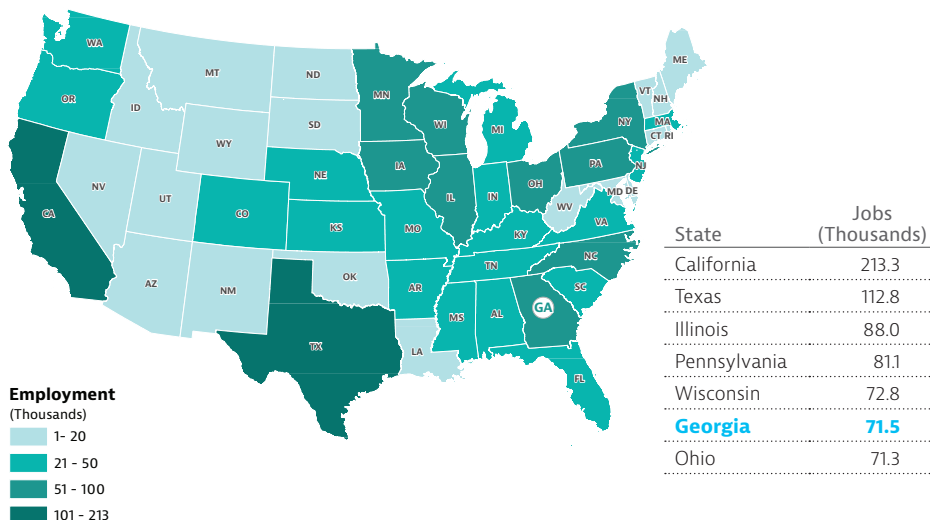
Diana Food Selects Georgia for New U.S. Manufacturing Plant and R&D Facility

"Banks County, Georgia, is the best partner for our new manufacturing Plant and Research and Development facility in North America. Setting up a new facility in the U.S. is a key milestone in our company development allowing us to stay always closer to our customers, access to a high quality of local and sustainable sourcing while committing in a long term perspective to the regional economy."

Yannick Riou, President, Diana Food

Source: "Diana Food to Invest \$50 Million in Banks County," Governor's Office Press Release, 1.27.2017

Top States in Food and Beverage Employment



Source: Moody's Economy.com, 2017

Note: Moody's statewide employment estimate slightly higher than the value reported by the Georgia Department of Labor.

Food processing accounts for \$10 billion in GSP and 71,000 jobs statewide.

Industry Segments In Georgia

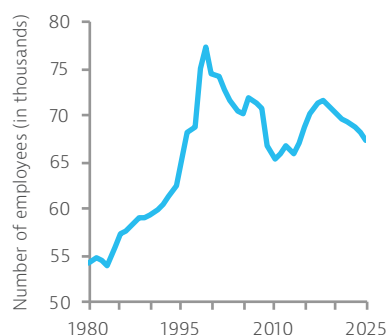
NAICS	
3111	Animal Food Manufacturing
3112	Grain and Oilseed Milling
3113	Sugar and Confectionery Product Manufacturing
3114	Fruit and Vegetable Preserving and Specialty Food Manufacturing
3115	Dairy Product Manufacturing
3116	Animal Slaughtering and Processing
3117	Seafood Product Preparation and Packaging
3118	Bakeries and Tortilla Manufacturing
3119	Other Food Manufacturing
3121	Beverage Manufacturing

Animal slaughtering and processing operations, the largest industry segment group in Georgia, account for \$4.4 billion in gross state product (GSP) and employ more than 36,000 Georgians. Other food processing and bakeries are the next largest segments, contributing another \$3.4 billion in GSP combined and employing nearly 23,000 workers.

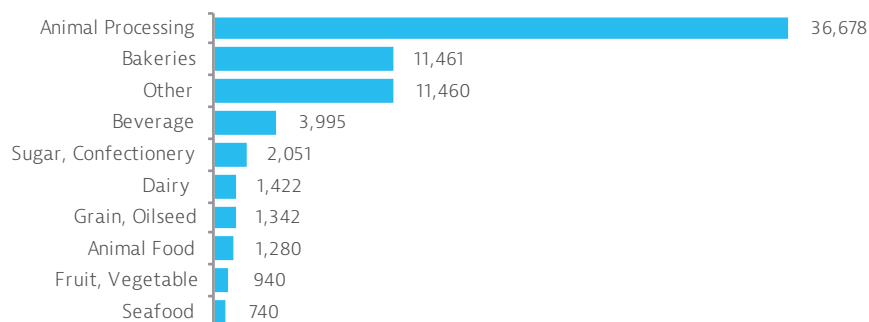
Although Georgia's food processing industry is projected to experience a decline in employment in the coming years, industry output is projected to increase. Moody's Economy.com forecasts that Georgia's food processing economic output will reach \$10.5 billion by 2025.

Companies included in this industry review are those classified under SIC 20 or NAICS 311, Food Manufacturing (including animal food manufacturing), and NAICS 3121, Beverage Manufacturing.

Georgia Food Employment Growth

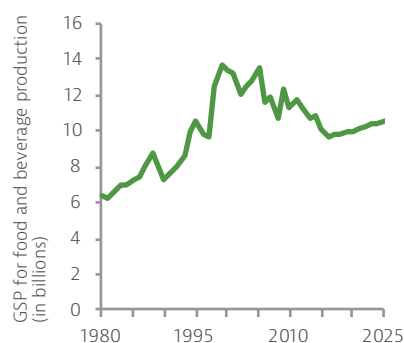


Georgia Employment by Segment, 2017

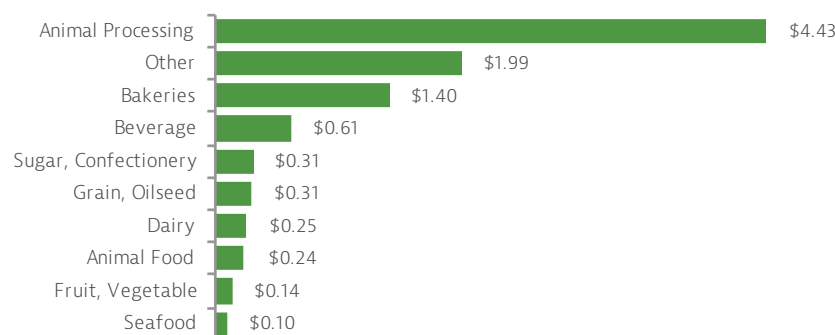


Source: Moody's Economy.com, 2017

Georgia Food GSP Growth



Georgia Gross Product by Segment, 2017 (Billions of Dollars)

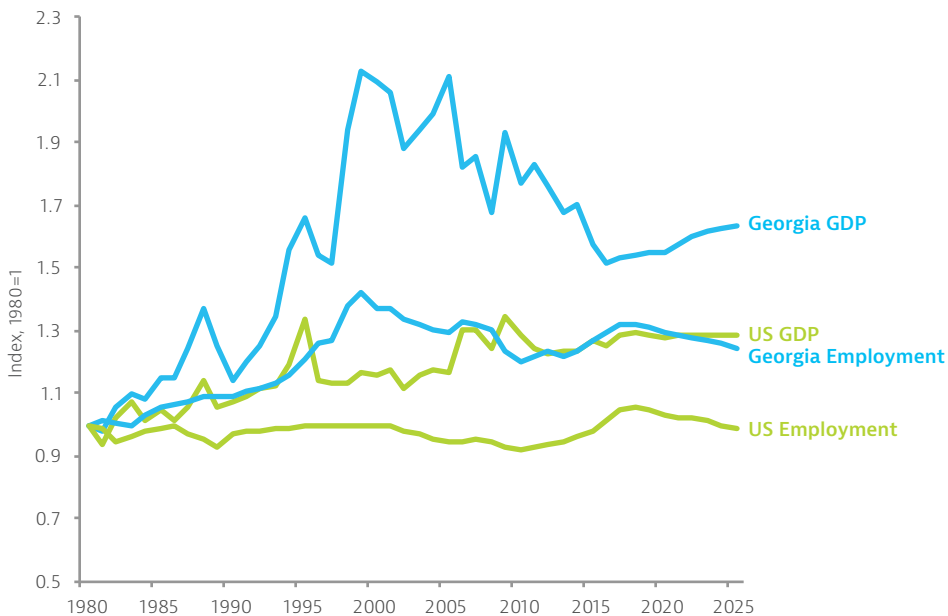


Source: Moody's Economy.com, 2017

Growth of Georgia's food processing industry is outpacing the U.S.

The size of Georgia's food processing workforce will increase slightly over the next year according to Moody's Economy.com. Technology and process automation will continue to enhance the productivity of Georgia's highly skilled, results-oriented workers.

Georgia's Food Processing Output Growing Faster than U.S.



Source: Moody's Economy.com, 2017

1.1%

Annual growth of Georgia's food processing GDP (1980 - 2025)

0.6%

Annual growth of U.S. food processing GDP (1980 - 2025)

Source: Moody's Economy.com, 2017

Georgia's competitive business climate is ideal for manufacturers.

1.8 million

Number of food processing-related workers in selected southeastern states

21%

Georgia's share of food processing-related workers in the Southeast

3.0%

Georgia's private manufacturing unionization rate

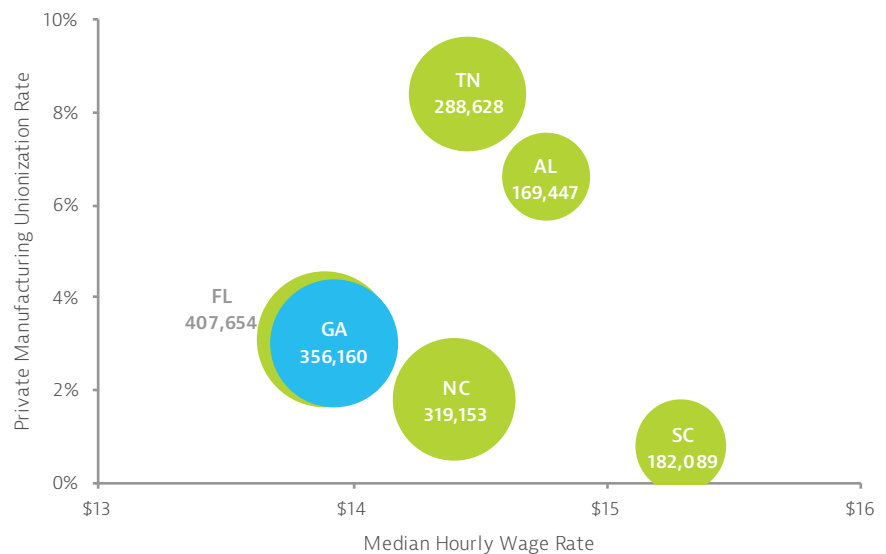
8.8%

U.S.'s private manufacturing unionization rate

Sources: EMSI, 3rdQ2017, BNA Unionization Data, 2017

Competitive wage rates, an abundance of skilled workers and a business-friendly environment make Georgia an ideal place for manufacturing. Georgia's wages for manufacturing occupations related to food processing are typically lower than those of the U.S. overall. Georgia is highly competitive within the Southeast as well, with an advantage over surrounding states based on concentration of food processing workers and low wages. Additionally, Georgia's employment-at-will, right-to-work status and low unionization rates help the state's food processing operations remain at the forefront of increasingly global markets.

Georgia: Lower Wages, Lower Unionization, Larger Workforce



SOC Code	Occupation	AL	FL	GA	NC	SC	TN	U.S.
49-9041	Industrial Machinery Mechanics	\$23.66	\$22.79	\$21.59	\$22.90	\$23.70	\$22.34	\$24.06
49-9071	Maintenance and Repair Workers, General	\$17.34	\$15.54	\$16.34	\$17.85	\$16.18	\$17.53	\$17.76
51-1011	First-Line Supervisors of Production and Operating Workers	\$27.09	\$26.15	\$25.97	\$26.96	\$29.28	\$25.22	\$27.78
51-2092	Team Assemblers	\$15.55	\$12.97	\$13.48	\$13.23	\$15.50	\$14.51	\$14.45
51-3011	Bakers	\$10.87	\$12.03	\$11.04	\$10.99	\$10.82	\$11.13	\$12.06
51-3022	Meat, Poultry, and Fish Cutters and Trimmers	\$10.99	\$11.45	\$10.78	\$10.91	\$10.47	\$10.13	\$11.77
51-3023	Slaughtering and Meat Packers	\$12.23	\$10.22	\$11.07	\$12.70	\$9.10	\$12.14	\$12.78
51-3092	Food Batchmakers	\$12.28	\$11.52	\$11.96	\$12.34	\$13.97	\$14.28	\$13.37
51-3093	Food Cooking Machine Operators and Tenders	\$13.01	\$11.03	\$17.18	\$11.89	\$11.90	\$14.98	\$13.63
51-9061	Inspectors, Testers, Sorters, Samplers, and Weighers	\$14.61	\$15.70	\$15.79	\$15.29	\$16.67	\$15.77	\$17.68
51-9111	Packaging and Filling Machine Operators and Tenders	\$12.45	\$11.67	\$13.01	\$13.64	\$12.03	\$14.54	\$13.60
51-9198	Helpers--Production Workers	\$10.95	\$11.28	\$11.12	\$11.07	\$10.98	\$11.49	\$11.94
53-7051	Industrial Truck and Tractor Operators	\$14.43	\$15.31	\$14.50	\$14.74	\$14.66	\$14.28	\$15.61
53-7062	Laborers and Freight, Stock, and Material Movers, Hand	\$11.03	\$11.55	\$11.63	\$11.71	\$12.16	\$12.41	\$12.49
53-7064	Packers and Packagers, Hand	\$10.47	\$9.48	\$9.99	\$10.32	\$9.99	\$10.22	\$10.64
Total		\$14.76	\$13.89	\$13.93	\$14.40	\$15.29	\$14.45	\$15.31

Source: EMSI, 3rdQ2017

Note: SOC- Standard Occupational Classification

Georgia's workforce training programs are world-class.

Having a trained and efficient workforce is paramount in maintaining a competitive position in the marketplace. Georgia's extensive network of technical colleges and the state's highly touted Quick Start program help ensure that food processing operations have the level of workers needed to be successful.

Georgia Quick Start

Quick Start is Georgia's internationally recognized skills-based training program that provides job-specific training at no cost for qualified new and expanding companies. Food processors in Georgia can rely on Quick Start's broad experience in food manufacturing technologies.

Quick Start partners with Starbucks to train new employees.

"When we were going through the very rigorous process of site selection, one of the things that really attracted us to Georgia and Augusta was the availability of a skilled workforce, and that's got to be supported by a world-class training program. You can get the people, but if you don't have a world-class training program, you can't get the best out of the people. The two have to go hand in hand. It's not one or the other. So Quick Start was a big differentiator."

Partha Kundu, Senior Vice President of Global Manufacturing, Starbucks

Source: Quick Start Newsletter, Winter 2014

Quick Start builds customized training plant for Premium Peanut.

"For us, Quick Start was a godsend. We were able to provide Quick Start the equipment our employees would be using, and they built a training plan for us based on what we gave them...I give Quick Start five stars across the board."

Lee Taylor, Human Resources Director, Premium Peanut

Source: Quick Start Newsletter, Fall 2016

Quick Start helps Trident "reel it in."

"We didn't come here to Carrollton by accident. We looked at 75 to 100 locations for expansion over the last three years. But the decision to come here was really pretty easy to make. I'd especially like to express my appreciation for the Georgia Quick Start program that facilitated the training of more than 100 of our local employees."

Joe Bundrant, CEO, Trident Seafoods

Source: Quick Start Newsletter, Fall 2016

Area Development

"Leading Workforce Development Programs"

1. Georgia
2. Louisiana
3. Alabama
4. South Carolina
5. Tennessee

Source: "Top States for Doing Business 2017: SiteConsultants Survey," Area Development magazine, Q3 2017

Quick Start's job-specific training for the food industry includes:

FDA requirements
Pasteurization
GMPs
Centrifuge operations
Water treatment
Filtration
Sanitation producers
Filling
Ingredient testing
Sampling
Ingredient loading
Palletizing
Mixing
Equipment troubleshooting
Baking
Control system logic
Control panel navigation
ERP system interface
Inventory control
Labeling
Packaging

Quick Start also provides a variety of core training programs focused on productivity enhancement, customer service and safety, to name a few.

Georgia continues to boast a robust agricultural economy.

Georgia leads the nation in the production of several commodities.

Georgia's U.S. Rank by Commodity

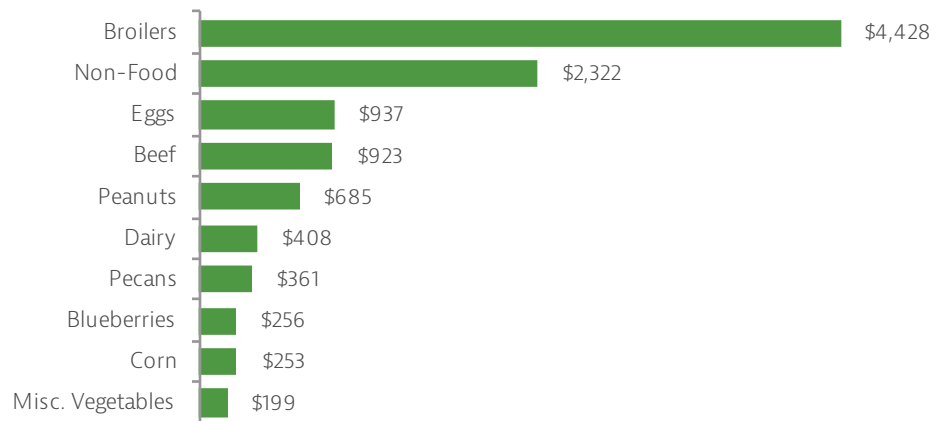
Product	U.S. Rank
Broilers	1
Peanuts	1
Pecans	1
Chicken Eggs	1
Onions, Spring	1

Source: USDA, Georgia Agricultural Facts, November 2017

Food production and processing have always been important parts of Georgia's growing economy. From small family-run farms to large-scale processing facilities, the food industry is big business in Georgia. With 9.5 million acres of farm land, the state's farmers produce a wide range of affordable, abundant and high-quality commodities. The chart below shows Georgia's top food-related agricultural products. In 2015, broilers accounted for 32 percent of Georgia's farm gate value.

Georgia's Top 10 Agricultural Commodities

Farm Gate Value (in millions)



Source: USDA, Georgia Agricultural Facts, November 2017

*Includes cotton, forest products and other non-food agricultural commodities

Poultry Capital of the World

- If Georgia were a country, it would be the 7th largest broiler producer in the world.
- On average, Georgia farmers produce 7.6 million table eggs, 5.6 million hatching eggs and 30.4 million pounds of chicken daily.
- 102 Georgia counties annually produce more than \$1 million each in poultry products.
- The poultry industry in total produces more than \$25.5 billion for the state's economy and accounts for 104,000 jobs.
- In 1995, the Georgia General Assembly declared Georgia the official Poultry Capital of the World.

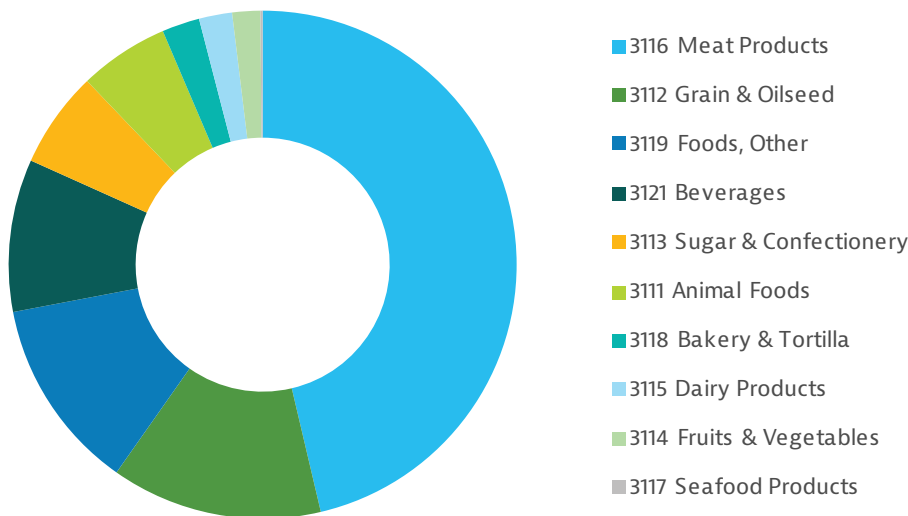
Source: Poultry Science Department, The University of Georgia College of Agricultural and Environmental Sciences

Superior accessibility moves products to markets faster.

According to the USDA, dollars spent on transportation represent roughly 4 percent of total production/product-to market costs for food processors. Georgia's prime location as a transportation hub is crucial. With well-maintained highway systems connecting areas around the state to the rest of the nation, products made in Georgia are never far from their markets. Two major rail systems serve customers across the state. Georgia's ports enable manufacturers and processors to quickly ship to domestic and global customers.

Georgia's food exports continue to grow.

Georgia's world-class transportation infrastructure has enabled food processing companies throughout the state to efficiently get their products to consumers around the world. In 2016, Georgia food and beverage manufacturers exported \$2.2 billion in products destined for international markets. Meat products, especially poultry, accounted for nearly half of all exported goods, at \$1 billion in 2016.



Source: Foreign Trade Division, U.S. Census Bureau, 2017

648,595

Tons of cargo handled in 2016 by Hartsfield-Jackson Atlanta International Airport¹

1.3 million

Square feet of cargo space offered at Hartsfield-Jackson Atlanta International Airport²

68,150

Square feet of cold storage warehousing at the Port of Savannah's Garden City Terminal³

#1

Food items, including fresh and frozen poultry and pet and animal feeds, are the Port of Savannah's top exported items⁴

Sources:

¹ Department of Aviation, Hartsfield-Jackson Atlanta International Airport, 2016

² Hartsfield-Jackson Atlanta International Airport, ATL Fact Sheet, August 2017

³ Georgia Ports Authority, 2017

⁴ Georgia Ports Authority, Five Year History for Top 10 Commodity Groups for Exports via Savannah, September 2016

Based in Atlanta, Americold Logistics operates the largest cold storage network in the U.S. with a total capacity of more than 1.1 billion cubic feet of storage.

Source: Georgia Department of Economic Development

Hartsfield-Jackson is home to the Atlanta Perishables Complex, which features USDA inspection services and provides distribution and transportation services as well.

Source: Hartsfield-Jackson Atlanta International Airport website, 2017

95
Number of Food Distribution Operations in Georgia

Source: Georgia Power Community and Economic Development Warehouse/Distribution Database, 2017

Food distribution centers take advantage of Georgia's location.

With 80 percent of U.S. consumer markets located within a two-day drive time of Atlanta, it is no surprise that Georgia is a hotbed for food distribution operations. Some of the state's largest warehouse distribution operations support the industry, with the largest facilities listed below.

Georgia's Largest Food Distribution Operations

Locations with 300,000 or more square feet

Company	Square Footage	County
Exel/General Mills Southeast Distribution Center	1,500,000	Walton
Publix/Distribution & Manufacturing	1,200,000	Gwinnett
DHL Supply Chain	980,000	Fulton
Quaker Oats Co./Gatorade/Distribution	913,000	Douglas
DSC Logistics Inc/Kellogg's	903,000	Fulton
Nordic Logistics & Warehousing LLC	850,000	DeKalb
Nestle Logistics	784,000	Henry
Del Monte Fresh Produce Distribution Center	780,000	Fulton
Sugar Foods Corp	607,183	Carroll
PepsiCo Inc/SE Processing & Dist Ctr	577,865	Fulton
Nestle Purina Petcare Company	570,000	Fulton
DSC Logistics Inc/Kellogg's	547,550	Fulton
Sysco Atlanta	502,616	Fulton
Aldi Jefferson Division	482,223	Jackson
Georgia Crown Distributing Co	450,000	Henry
Walmart/Food Distribution Center	419,000	Walton
Empire Distributors Inc	407,900	Fulton
Atlanta Bonded Warehouse Corp	404,513	Cobb
Nordic Logistics & Warehousing LLC	400,000	Chatham
McLane Co Southeast	400,000	Clarke
United Distributors Inc	372,000	Chatham
Publix/Distribution	355,000	Cobb
Northeast Sales Distributing Co Inc	335,000	Barrow
Nordic Logistics & Warehousing LLC	301,777	Polk
Nestle Purina PetCare Co	300,000	Fulton
Bay Valley Foods LLC	300,000	Fulton

Source: Georgia Power Community and Economic Development Warehouse/Distribution Database, 2017

A robust network of cutting-edge researchers work alongside Georgia's food processors.

Since 1973, the Georgia Tech Agricultural Technology Research Program (ATRP) has provided innovative engineering research that directly affects the productivity of Georgia's poultry industry and the food processing industry at large. With state funding of \$1.76 million in 2016, the ATRP leverages the resources of one of the nation's most recognized engineering schools to creatively work across disciplines for the advancement of food safety, processing efficiency, environmental responsibility and product distribution. Major fields of study/initiatives at ATRP include:

- Automation technology in food processing
- Environmental issues relating to poultry processing and food processing
- Food safety
- Industry outreach
- Innovative imaging systems for commodity inspection
- Autonomous technologies to monitor crop and soil health for maximum production

ATRP's Recent Successful Innovations:

- A patent-pending, state-of-the-art computerized broiler-house management system for monitoring and controlling growout activities;
- One of the first computer-vision systems developed specifically to size and identify poultry parts;
- A thermally enhanced dewatering system for quickly and affordably removing more than half of the water in dissolved-air flotation (DAF) skimmings on-site;
- One of the first electronic bird-counting systems for providing real-time, continuous tracking of processing plant line speeds and capacity utilization;

- A USDA-approved sound-absorbing panel for effectively reducing noise levels in processing plants;
- One of the first designs for covering a scalders to reduce heat loss and conserve energy.

Source: ATRP website, 2017

ATRP Major Collaborations:

- American Proteins
- Auburn University
 - Department of Poultry Science
- City of Atlanta Department of Watershed Management
- DAR PRO
- Enviro Tech Chemical Services
- Environmental Treatment Systems
- Fieldale Farms
- Gainco
- Georgia Institute of Technology
 - School of Earth and Atmospheric Sciences
 - School of Electrical and Computer Engineering
- Harrison Poultry
- Highland Refrigeration
- KWJ Engineering
- Mar-Jac Poultry
- Neogen
- Perdue Farms
- Safe Foods
- Southern Company Services
- University of Georgia
 - Department of Poultry Science
- USDA-ARS Richard B. Russell Research Center

2016 ATRP Highlights:

19

Industry and academic research collaborators

32

Technical assists to companies or individuals

10

Research prototypes

40

Published articles on research discoveries

A variety of research and technology groups support Georgia's food processing industry.

The University of Georgia's Center for Food Safety

In partnership with food processors, the Center conducts research that addresses food safety in order to provide high-quality and safe food products for consumers around the world.

Recent research projects include:

- Characteristics of enterocins of *Enterococcus durans* and their application in ham to inhibit *Listeria monocytogenes* (June 2016)
- Retention of Viability of *Salmonella* in Sucrose as Affected by Type of Inoculum, Water Activity and Storage Temperature (March 2016)
- Patterns of source distribution of *Salmonella* Typhimurium revealed by large-scale whole genome sequencing (March 2016) *Salmonella* on Turkey Skin (March 2015)
- Survival of *Salmonella* in Snack Sandwiches (March 2015)
- Naturally Occurring Virucidal Agents (March 2015)
- Selective Media for *Campylobacter* (March 2015)

The University of Georgia

Research at the University of Georgia plays a vital role in supporting Georgia's agricultural and food processing industries:

- **The Food Product Innovation and Commercialization Center:** Works directly with food and marketing enterprises to help launch new products by tapping into the research and educational capacity of the University of Georgia.
- **Center for Soybean Improvement:** Seeks to develop contemporary soybean cultivars, which increase profitability of soybean growers while enhancing the quality of soybean products used in human and animal applications.
- **Center for Agribusiness and Economic Development:** Provides feasibility and marketing services as well as agricultural and demographic data for private and public decision makers. The Center also conducts analyses related to policy issues in Georgia agriculture and provides that information to relevant decision makers.
- **University of Georgia, Poultry Science Extension and Outreach:** Provides relevant educational and service programs for commercial poultry producers and allied industry representatives.
- **University of Georgia, Food Science Extension and Outreach:** Provides food safety education for industry and the public via workshops and on-site training, assistance with new product development, plant layout and design, product shelf-life extension and waste disposal.

The U.S. Department of Agriculture

The U.S. Department of Agriculture sponsors a variety of programs in cooperation with the University of Georgia in Athens:

- **Richard B. Russell Agricultural Research Center (RRC):** Works closely with the U.S. Agricultural Research Service to promote food safety and food and crop quality.
- **Southeast Poultry Research Laboratory (SEPR):** Conducts research on emerging and exotic infectious poultry diseases and food-borne pathogens.
- **J. Phil Campbell Sr. Natural Resource Conservation Center (JPC):** Works to develop and transfer environmentally sustainable and profitable agricultural systems to land owners and managers in order to protect the natural resource base, build accord with non-agricultural sectors and support healthy rural economies.

Other Supporting Organizations

- **Georgia Center of Innovation for Agribusiness:** Connects Georgia's agribusiness companies to innovative research, state-of-the-art technology and potential investor networks vital to success in today's marketplace.
- **Georgia Department of Agriculture, Business Development:** Focuses on marketing Georgia's agricultural commodities both nationally and internationally and serves as an excellent resource for the state's agribusiness community.
- **Industry Associations:** Georgia is home to a variety of food and agriculture industry-related associations and trade organizations. For a listing of major associations in Georgia, see page 22.

Locally grown and organic foods are in high demand across Georgia.

Local food sales are expected to top \$20 billion nationally by 2019 - a 300 percent increase since 2008. This expanding market offers immense opportunities for many of the state's farmers, distributors and food processors alike. By incorporating locally sourced ingredients into their products, food processors can expand their competitiveness and market reach.

Expanding Organic Food Market

More than 5.6 million Georgians report that they eat organic foods at least occasionally, while 2.2 million say they eat organic foods frequently. Relative to the national level of organic food consumption, Georgia is slightly below the U.S. with an index ranking of 95 but is one of the top consuming states in the Southeast. Specialty food stores throughout the state continue to provide excellent locally-grown and organic food choices, and major chains like Publix and Kroger are now stocking from local suppliers.

Restaurant Market Potential

Georgia is home to approximately 100 farm-to-table restaurants, most of which are concentrated in the Atlanta region. As consumer demand continues to grow for locally-grown and organic foods, more restaurants will likely offer expanded menu choices.

And Georgians like to eat out. Based on an index of expenditures for meals at restaurants, Georgia ranks among the top 10 states nationally, further highlighting Georgia's booming restaurant industry. Georgia households spend an average of \$2,980 per year eating out.

Georgia Grown

Through the Georgia Department of Agriculture's Georgia Grown program, Georgia food processors can market their products as locally grown if the key ingredient is grown in the state.

Many of the state's food processors already take advantage of the Georgia Grown brand, including artisanal coffee Roasters, full-production wineries like Chateau Elan and poultry-processing giants like Pilgrim's, Sanderson Farms, Claxton Poultry Farms and Wayne Farms.

Georgia Grown



Georgia Grown is a marketing and economic development program coordinated by the Georgia

Department of Agriculture. The program's number one goal is to aid agricultural economies by bringing together producers, processors, suppliers, distributors, retailers, agritourism and consumers in one powerful, statewide community. Georgia Grown is here to help new agribusinesses grow and established agribusinesses thrive.

Source: www.GeorgiaGrown.com

Southeastern State Organic Food Preference Index

State	Index of Organic Food Consumption
Georgia	95
Florida	95
North Carolina	89
Tennessee	85
South Carolina	85
Alabama	82

Source: ESRI, 2017

30

Source: www.SelectGeorgia.com, 2017

- Excess water greater than one million gallons per day, excess sewer capacity greater than 500,000 gallons per day
- Gas available
- Electricity available
- Easy access to interstate highway (within one mile of interstate)
- Available tract of 50 acres or more
- Currently zoned light industrial, heavy industrial or industrial park

"The Hartwell location has provided us with an eager and highly trainable workforce, and has proven to be an excellent location for our food processing business. With assistance from both state and local resources, we have recently upgraded our wastewater pre-treatment system to accommodate growth, added new processing lines and increased our presence in the business sector."

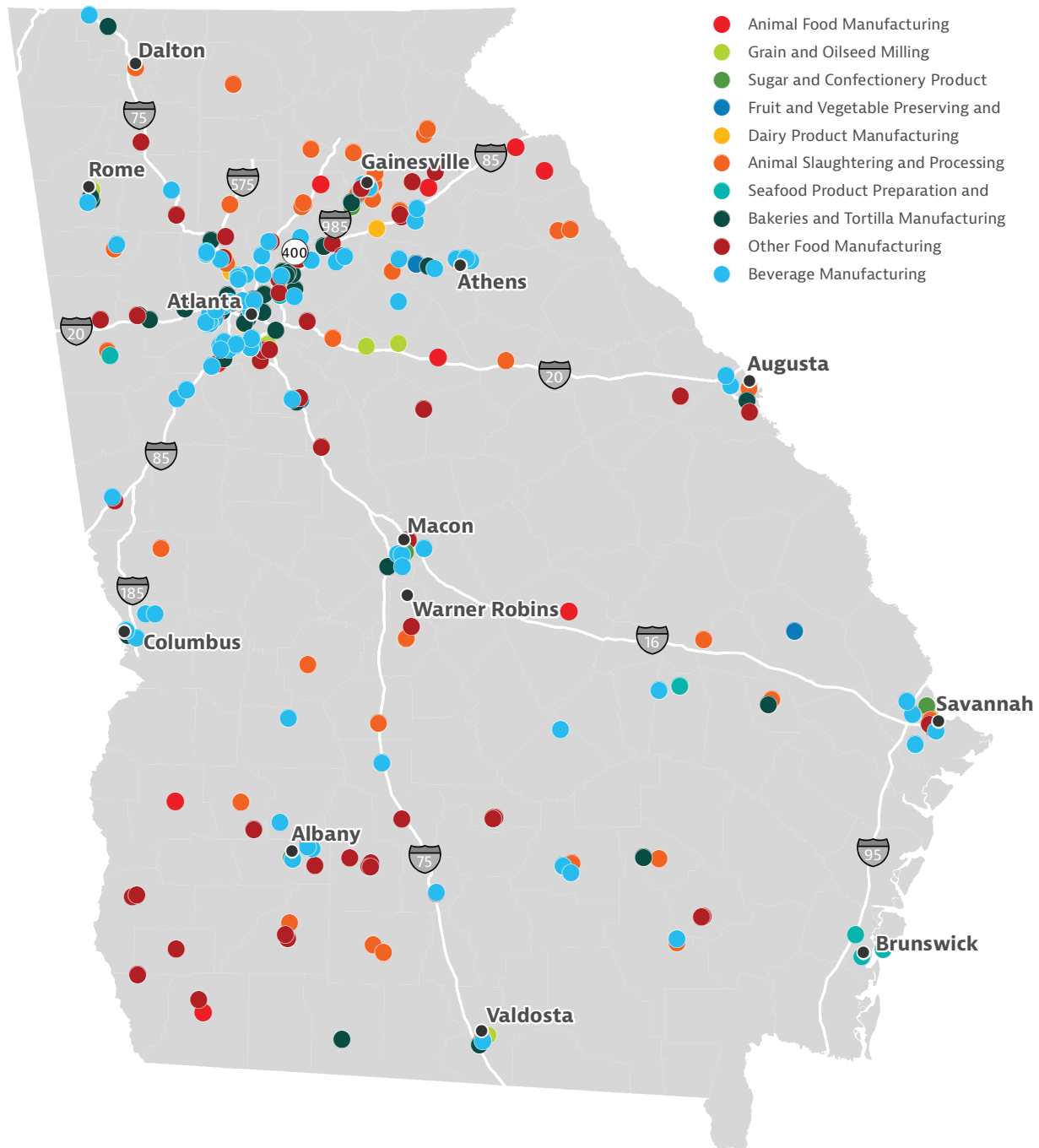
Source: Area Development magazine, "Lake Foods Expands Operations In Hart County, Georgia," April 2017.

A map of the state of Georgia with major cities labeled: Dalton, Rome, Gainesville, Athens, Atlanta, Augusta, Macon, Warner Robins, Columbus, Albany, Valdosta, Savannah, and Brunswick. Major interstate highways are shown as thick white lines with their respective shields (e.g., I-75, I-85, I-95). Available food processing sites are indicated by teal-colored dots. These dots are concentrated around Atlanta, along I-75 from Dalton down towards Valdosta, and along I-85 from Rome towards Macon. There are also several dots near Augusta and one near Brunswick. A legend in the top right corner shows a teal dot next to the text "Available Food Processing Sites".

14 Georgia Power Community & Economic Development – *Your Partner In Business* © Georgia Power, January 2018

Food Processing Companies

50+ employees



Source: Georgia Power Community & Economic Development Industry Database, Business Wise, Hoovers, Company Websites, Press Releases, 2017

Top Food Processing Companies in Georgia (50 or more employees)

Grouped by Industry and Ranked Alphabetically

Company	Employment	Product or Service	County
3111 Animal Food Manufacturing			
American Proteins Inc.	115	Poultry feed ingredient	Forsyth
Columbia Farms of Georgia Inc.	100	Poultry feed; chicken hatchery; manufactures flour and other grain mill products	Franklin
Darling Ingredients Inc.	65	Rendered inedible grease; manufactures animal feed; meat packing plant	Laurens
Flint River Mills	100	Poultry feed; dog and cat food; supplements	Decatur
Georgia Feed Products LLC	130	Animal feed	Randolph
Inaba Foods Co.	150	Pet food	Spalding
Nestle Purina PetCare Co.	330	Pet food	Fulton
Pennington Seed Inc.	100	Prepared feeds and feed ingredients	Morgan
Pilgrim's	1,570	Animal feed	Hall
Purina Animal Nutrition LLC	50	Animal feed	Hall
Wayne Farms LLC/Feed Mill	75	Animal feed	Banks
Total	2,785		
3112 Grain & Oilseed Milling			
Archer Daniels Midland Co.	200	Soybean processing	Lowndes
Cargill Inc.	300	Vegetable shortenings	Hall
Fuji Vegetable Oil Inc.	115	Cooking oils and fats	Chatham
General Mills Inc.	400	Cereals	Newton
Dar Pro Solutions	50	Tallow	Clayton
Southeastern Mills Inc.	110	Wheat flour; gravy mixes; flour mixes and doughs	Floyd
Southeastern Mills Inc.	110	Prepared flour mixes and doughs	Floyd
Southeastern Mills Inc.	100	Wheat flour; gravy mixes; flour mixes and doughs	Floyd
Total	1,385		
3113 Sugar & Confectionery Products			
Crown Candy Corp.	75	Boxed chocolates, peanut brittle, pecan logs, jelly and mint candies and other candies	Bibb
Imperial Sugar Co.	420	Sugar cane refining	Chatham
Innovative Candy Concepts LLC	50	Candy powders and liquids	Fulton
MARS Chocolate NA	200	Chocolate candy bars	Dougherty
Mars Wrigley Confectionery	900	Chewing gum	Hall
Total	1,645		
3114 Fruit & Vegetable Preserving & Specialty Foods			
AM Braswell Jr Food Co.	105	Pickles, canned preserves	Bulloch
Ken's Foods Inc.	326	Barbeque sauces and salad dressings	Henry
Suwanee Creek Blueberries	64	Fruit processing	Clinch
Thermo Pac LLC	150	Canned and jarred edible jellies; dried or dehydrated vegetables; salad dressings	DeKalb
Total	755		
3115 Dairy Product Manufacturing			
Centennial Farms Dairy	120	Fluid milk	Fulton
Charley & Sons Inc.	50	Cheese, natural or imitation	Fulton
High Road Craft Ice Cream & Sorbet Inc.	50	Ice cream and frozen desserts	Cobb
Mayfield Dairy Farms LLC	125	Fluid milk	Cobb
Mayfield Dairy Farms LLC	250	Fluid milk	Jackson
Total	595		

Note: Bolded companies are headquartered in Georgia.

Company	Employment	Product or Service	County
3116 Animal Slaughtering & Processing			
Almark Foods	200	Poultry processing	Hall
Arko Veal Company, Inc.	50	Meat processing, packaging and distribution	Clayton
AS Processing	100	Poultry processing	Sumter
Birchwood Foods Inc.	200	Ground beef processing	Gwinnett
Bubba Foods LLC	150	Meat processing and packaging	Elbert
Cargill Meat Solutions	390	Meat processing and packaging	Coweta
Claxton Poultry Farms Inc.	1,400	Poultry processing	Evans
Coastal Meats	115	Poultry processing	Jefferson
Colorado Premium	190	Meat processing	Carroll
Crider Inc.	450	Poultry processing	Emanuel
DL Lee & Sons Inc.	290	Meat processing and packaging	Bacon
Fieldale Farms Corp.	100	Poultry processing	Banks
Fieldale Farms Corp.	1,400	Poultry processing	Habersham
Fieldale Farms Corp.	1,550	Poultry processing	Hall
Fieldale Farms Corp.	800	Poultry processing	Hall
Filet of Chicken	370	Poultry processing	Clayton
Flanders Provision Co. LLC	100	Meat processing and packaging	Ware
FPL Food LLC	600	Beef/meat processing and packaging	Richmond
FPL Foods	125	Meat processing and packaging	Thomas
Gold Creek Foods LLC	550	Poultry processing	Dawson
Gold Creek Processing LLC	160	Poultry processing, further processing	Hall
Gold Creek Processing LLC	800	Poultry processing	Hall
Golden State Foods Corp.	550	Frozen meat products; pickles, sauces and salad dressings; fresh or frozen bread type buns; flavoring extracts	Rockdale
Harrison Poultry Inc.	900	Ice pack and vacuum pack poultry	Barrow
Hormel Foods Corp.	375	Meat processing and packaging	DeKalb
Integrity Foods Inc.	210	Poultry processing	Clarke
John Soules Foods Inc	600	Poultry processing	Hall
Keystone Foods	2,000	Poultry processing; chicken hatchery; prepared chicken feeds	Mitchell
Koch Foods	50	Poultry processing	Whitfield
Koch Foods of Cumming	1,400	Poultry processing	Forsyth
Koch Foods of Gainesville	600	Poultry processing	Hall
Koch Foods of Gainesville	850	Poultry processing	Harris
Lake Foods	130	Poultry processing	Hart
Mar-Jac Poultry Inc.	1,200	Poultry processing	Hall
National Beef Packaging Co. LLC	350	Beef/meat processing and packaging	Colquitt
Perdue Farms Inc.	425	Poultry processing	Hall
Perdue Farms Inc.	1,827	Poultry processing	Houston
Perdue Farms Inc.	400	Poultry processing	Houston
Pilgrim's	800	Poultry processing, chicken hatchery, meat packing plant	Cherokee
Pilgrim's	1,750	Poultry processing	Clarke
Pilgrim's	283	Poultry processing	Elbert
Pilgrim's/Poultry Div.	700	Poultry processing	Carroll
Pilgrim's/Poultry Div.	935	Poultry processing	Coffee
Pilgrim's/Poultry Div.	1,140	Poultry processing	Gilmer
Prime Pak Foods Inc.	200	Further meat processing	Hall
Quail International Inc.	120	Dressed quail	Greene
Roger Wood Foods Inc.	175	Smoked meats	Chatham

Note: Bolded companies are headquartered in Georgia.

Company	Employment	Product or Service	County
Sanderson Farms Inc.	1,500	Poultry processing	Colquitt
Schweid and Songs	100	Hamburger patties	Fulton
Smithfield Farmland Corp.	120	Meat processing and packaging	Forsyth
Sunset Farm Foods Inc.	130	Sausage, meat processing and packaging	Lowndes
Tip Top Poultry Inc.	600	Poultry processing	Cobb
Tip Top Poultry Inc.	600	Poultry processing	Polk
Tyson Foods Inc	180	Poultry processing	Bibb
Tyson Foods Inc	1,700	Poultry processing	Dooly
Tyson Foods Inc	325	Poultry processing	Floyd
Tyson Foods Inc	1,100	Poultry processing	Forsyth
Tyson Foods Inc	163	Feed mill, hatchery and grow out	Macon
Tyson Foods Inc	300	Poultry processing	Terrell
Victory Processing LLC	575	Poultry processing	Hall
Victory Processing LLC	700	Poultry processing	Hall
Wayne Farms LLC	170	Poultry processing	Hall
Wayne Farms LLC	1,150	Poultry processing, animal feed	Jackson
Total	37,273		
3117 Seafood Product Preparation & Packaging			
Chicken of the Sea International	350	Canned tuna	Toombs
Inland Seafood Inc.	436	Fish and seafood distribution	DeKalb
King & Prince Seafood Corp.	345	Processed seafoods	Glynn
Rich Products Consumer Brands	95	Seafood processing, dough and other bakery products used in making appetizers	Glynn
Rich Products Corp.	285	Seafood processing, dough and other bakery products used in making appetizers	Glynn
Trident Seafoods	175	Canned and cured fish and seafood	Carroll
Total	1,686		
3118 Bakeries & Tortilla Manufacturing			
Atlanta Cheesecake Co.	300	Frozen bakery products, commercial and retail bakery	Cobb
Bailey Street Bakery	150	Bread	Fulton
Bake One Inc.	500	Bread and other bakery products	Cobb
Benson's Bakery	300	Commercial bakery, cakes	Oconee
Bimbo Bakeries USA	300	Fresh or frozen bread	DeKalb
Claxton Bakery	100	Fruit cake	Evans
Country Home Bakers LLC	200	Frozen raw dough	Fulton
Dawn Food Products Inc.	150	Cakes and cookies	Douglas
Dawn Food Products Inc.	50	Bread and other bakery products	Douglas
De Wafelbakkers LLC	100	Flour and other grain mill products	Henry
Derst Baking Co.LLC	200	Buns, rolls and breads	Chatham
Dunkin' Donuts/Bluemont Group LLC	53	Fresh bakery products	Catoosa
El Milagro of Atlanta	50	Tortillas	Gwinnett
Engelman's Bakery Inc.	80	Bread and other bakery products	Gwinnett
EPI Breads	300	Flour mixes and doughs; frozen bakery products; wholesales bakery products	DeKalb
Flowers Bakery of Suwanee LLC	150	Bread and other bakery products	Gwinnett
Flowers Baking Co.of Tucker LLC	215	Breads, rolls and buns	DeKalb
Flowers Baking Co.of Villa Rica LLC	435	Bread and other bakery products	Carroll
Flowers Foods Inc.	200	Bread and other bakery products	Thomas
Hostess Brands LLC	400	Snack cakes, pies	Muscogee
Kellogg Co.	170	Frozen bakery products	Fulton
Kellogg's Snacks	550	Cookies, pies	Floyd
Kellogg's Snacks	500	Dry biscuits, cookies and crackers	Richmond
King's Hawaiian Bakery	650	Dinner rolls	Hall

Note: Bolded companies are headquartered in Georgia.

Company	Employment	Product or Service	County
La Chiquita Tortilla Manufacturer	90	Tortillas	Fulton
La Petite France Bakery	65	Bakery, breads, cakes, desserts, frozen products	Cobb
Los Amigos Tortilla Manufacturing Inc.	55	Tortillas and sauces	Fulton
Martin's Famous Pastry Shoppe	104	Commercial bakery, bread	Lowndes
Masada Bakery Inc.	270	Bread and other bakery products	Gwinnett
Mondelez International Inc.	500	Cookies	Fulton
Mondelez International Inc.	50	Groceries and related products, other	Gwinnett
Ole Mexican Foods Inc.	350	Tortillas	Gwinnett
Richmond Baking of Georgia	200	Cracker meal and crumbs	Bacon
Schwan's Global Supply Chain Inc.	350	Pies, frozen desserts	DeKalb
Schwan's Global Supply Chain Inc.	55	Bakery products	Gwinnett
Suzanna's Kitchen Inc.	200	Prepared meat products, corn dogs, barbecue, specialty items	Gwinnett
TreeHouse Private Brands	245	Frozen or refrigerated doughs	Clayton
Turano Georgia Bread	100	Bread and other bakery products	Douglas
Vie de France	115	Bread	Fulton
Total	8,852		
3119 Other Food Manufacturing			
American Blanching Co.	320	Peanut butter	Ben Hill
American Egg Products LLC	50	Egg processing and packaging	Pierce
American Peanut Growers Group LLC	90	Nuts and various nut products	Seminole
Arylescence Inc.	150	Flavoring compounds and fragrances	Cobb
Bay Valley Foods LLC	200	Salad dressing, sauces, dips	Fulton
Bell Plantation	90	Peanut butter products	Tift
Birdsong Peanuts	175	Salted and roasted nuts, seeds	Early
Birdsong Peanuts	100	Peanut processing	Miller
Birdsong Peanuts	60	Peanut processing	Worth
Cal-Maine Foods Inc.	65	Egg processing and packaging	Jasper
Cal-Maine Foods Inc.	100	Egg processing and packaging	Pierce
Cargill Texturizing Solutions	50	Food emulsifiers	DeKalb
ConAgra Foods Inc.	135	Peanut butter	Worth
Country Charm Egg Distributors Inc.	125	Egg processing and packaging	Jackson
CSM Bakery Solutions LLC	180	Ready-to-use frosting	DeKalb
Diamond Crystal Brands Inc.	370	Specialty food items, sugar, sweeteners, beverage mixes, creamers, packaged side dishes and desserts	Chatham
Diamond Crystal Brands Inc.	175	Condiments	Haralson
Diana Food	88	Natural ingredients/R&D facility	Banks
Doehler North America	100	Beverage concentrates	Bartow
Fresh Express	800	Packaged salads	Clayton
Frito-Lay Inc.	1,440	Corn chips and other corn-based snacks	Houston
Golden Peanut Co. LLC	60	Peanut processing	Fulton
Golden Peanut Co. LLC	50	Peanut processing/shelling	Mitchell
Golden Peanut Co. LLC	65	Peanut processing/shelling	Mitchell
Golden Peanut Co. LLC	160	Peanut processing/shelling	Terrell
Golden Peanut Co. LLC	116	Peanut processing/shelling	Turner
Griffith Foods Inc.	121	Spices, seasonings, food additives	DeKalb
John B Sanfilippo & Son Inc.	150	Salted and roasted nuts	Decatur
Kabobs Acquisition Inc.	150	Prepared appetizers, entrees	Clayton
Kerry Ingredients & Flavours	230	Flavorings and other ingredients	Chatham
Kerry North America	74	Seasonings and spices, edible fats and oils, condensed or evaporated dairy products	Gordon
MANA Nutrition	55	Prepared ready-to-use nutritional and therapeutic foods for malnourished populations	Ben Hill
McCormick & Co.Inc./USIG	100	Spices, flour mixes and doughs	Fulton

Note: Bolded companies are headquartered in Georgia.

Company	Employment	Product or Service	County
Mission Foods	475	Corn flour	Jackson
Olam Edible Nuts	61	Nuts, nut products	Early
Olam Edible Nuts	50	Peanut processing	Worth
Papa John's International	106	Pizza dough manufacturing and distribution	Cherokee
Premium Peanut	100	Peanut processing	Coffee
QT Kitchens	425	Sandwiches, wraps and baked goods	Clayton
Ready Pac Foods Inc.	400	Packaged salads	Butts
San Saba Pecab LP	74	Pecans packaging, candy production and retail gift shop	Columbia
Snyder's-Lance Inc.	600	Snack chip products, cookies, chocolate and cocoa products, salted or roasted nuts, candy and other confectionery products	Muscogee
Sonstegard Foods Co.	60	Egg processing and packaging	Hall
Southern Tea LLC	200	Tea	Cobb
Star Snacks	115	Peanut roasting and processing	Bibb
Starbucks Soluble Plant	240	Soluble coffee products and ready-to-drink products	Richmond
Sugar Foods Corp.	400	Condiments, nuts, croutons, snacks, sweeteners	Carroll
Sunnyland Farms Inc.	50	Packaged pecans and nuts, mail order business	Dougherty
Suzanna's Kitchen Inc.	100	Prepared meat products, corn dogs, barbecue, specialty items	Gwinnett
Tara Foods	153	Food colorings, pickles, sauces, salad dressings, canned fruits	Dougherty
Trinidad Benham Corp.	240	Dry beans and rice, processing and packaging	Troup
Valentine Enterprises Inc.	140	Dairy and non-dairy based dietary supplements	Gwinnett
Total	10,183		
3121 Beverage Production			
American Beer Works	50	Craft brewery	Fulton
Anheuser-Busch Inc.	490	Beer production and bottling	Bartow
Buffalo Rock Co.	150	Bottled and canned soft drinks	Coweta
Buffalo Rock Co.	50	Bottled and canned soft drinks	Dougherty
Buffalo Rock Co.	80	Bottled and canned soft drinks	Muscogee
CCDA Waters LLC	420	Bottled mineral water	Fulton
Coca-Cola Bottling Co.	100	Bottled and canned soft drinks	Floyd
Coca-Cola Bottling Co.	150	Bottled and canned soft drinks	Fulton
Coca-Cola Bottling Co.	276	Bottled and canned soft drinks	Fulton
Coca-Cola Bottling Co. Consolidated	125	Bottled and canned soft drinks	Muscogee
Coca-Cola Bottling Co. United Inc.	50	Bottled and canned soft drinks	Richmond
Coca-Cola Co.	5,000	Beverage manufacturing and marketing	Fulton
Coca-Cola Enterprises Inc.	70	Bottled and canned soft drinks	Cobb
Coca-Cola Refreshments Inc.	80	Bottled and canned soft drinks	Clarke
Coca-Cola Refreshments Inc.	125	Bottled and canned soft drinks	Gwinnett
Coca-Cola Refreshments Inc.	65	Bottled and canned soft drinks	Hall
Coca-Cola Refreshments Inc.	260	Bottled and canned soft drinks	Fulton
Coca-Cola Refreshments Inc.	150	Bottled and canned soft drinks	Fulton
Coca-Cola Refreshments/Production Ctr.	450	Bottled and canned soft drinks	Fulton
Cott Beverages Inc.	132	Nonalcoholic carbonated beverages	Muscogee
DS Services of America Inc.	242	Bottled water	Cobb
Kerry Ingredients & Flavours	230	Food additives and flavoring compounds	Chatham
MillerCoors LLC	521	Beer production and bottling	Dougherty
Pepsi Beverages Co.	80	Bottled and canned soft drinks	Bibb
Pepsi Beverages Co.	60	Bottled and canned soft drinks	Chatham
Pepsi Beverages Co.	60	Bottled and canned soft drinks	Clarke
Pepsi Beverages Co.	275	Bottled and canned soft drinks	DeKalb
PepsiCo Inc.	82	Bottled and canned beverages, other snack products	DeKalb

Note: Bolded companies are headquartered in Georgia.

Company	Employment	Product or Service	County
Pepsi Beverages Co.	300	Bottled and canned soft drinks	Fulton
PepsiCo Inc./SE Processing & Dist. Ctr.	375	Bottled and canned soft drinks	Fulton
Pepsi Beverages Co.	71	Bottled and canned soft drinks	Hall
Pepsi Beverages Co.	60	Bottled and canned soft drinks	Lowndes
Pepsi Beverages Co.	75	Bottled and canned soft drinks	Richmond
Pepsi Beverages Co.	50	Bottled and canned soft drinks	Ware
Premium Waters Inc.	75	Bottled water	Coffee
Shasta Beverages Inc.	110	Bottled and canned soft drinks	Hall
Sunny Delight Beverage Co.	85	Fruit juices	Fulton
Sweetwater Brewing Co. LLC	70	Malt beverages	Fulton
Terrapin Beer Co. LLC	100	Malt beverages	Clarke
Total	12,492		

Georgia is home to various associations that support the state's food processing industry.

Association	Focus	Website
American Soybean Association	Agriculture	www.soygrowers.com/affiliate/georgiaflorida
Georgia Agribusiness Council	Agriculture	www.ga-agribusiness.org
Georgia Agricultural Commodity Commission	Agriculture	www.agr.georgia.gov/commodities-promotion.aspx
Georgia Corn Commission	Agriculture	www.georgiacorn.org
Georgia Corn Growers Association	Agriculture	www.georgiacorgrowers.org
Georgia Crop Improvement Association	Agriculture	www.georgiacrop.com
Georgia Fruit & Vegetable Growers Association	Agriculture	www.gfvga.org
Georgia Strawberry Association	Agriculture	www.gastrawberries.org
Georgia Watermelon Association	Agriculture	www.georgiawatermelonassociation.org
Southern Crop Production Association	Agriculture	www.southcrop.org
Vidalia Onion Committee	Agriculture	www.vidaliaonion.org
Winegrowers Association of Georgia	Agriculture	www.georgiawine.com
Georgia Aquaculture Association	Agriculture	www.georgiaaquacultureassoc.com
Georgia Cattlemen's Association	Agriculture	www.georgiacattlemen.org
Federal Milk Market Administrator	Agriculture	www.fmmatlanta.com
Georgia Milk Producers Inc.	Agriculture	www.gamilk.org
Southeast Dairy Association	Agriculture	www.southeastdairy.org
University of Georgia Marine Extension Service	Agriculture	www.marex.uga.edu/fisheries
Georgia Pork Producers Association	Agriculture	www.gapork.org
Georgia Poultry Federation	Agriculture	www.gapf.org
Georgia Poultry Laboratory Network	Agriculture	www.gapoultrylab.org
National Poultry Improvement Plan	Agriculture	www.poultryimprovement.org
Poultry Times	Agriculture	www.poultrytimes.com
U.S. Poultry & Egg Association	Agriculture	www.uspoultry.org
United Egg Producers	Agriculture	www.unitedegg.org
United Poultry Growers Association	Agriculture	www.unitedpoultrygrowers.com
USA Poultry & Egg Export Council	Agriculture	www.usapeec.org
National Poultry & Food Distributors Association	Food Distribution	www.npfda.org
Association for Dressings & Sauces	Food Processors	www.dressings-sauces.org
Georgia Beverage Association	Food Processors	www.georgiabev.org
Refrigerated Foods Association	Food Processors/Food Safety	www.refrigeratedfoods.org
Georgia Retail Association	Food Retailers (and other)	www.georgiaretail.org
Georgia Food Industry Association	Grocery Industry	www.gfia.org
Atlanta Produce Dealers Association	Produce Wholesalers and Retailers	www.atlantaproducedealers.org

Georgia Power has been helping companies locate in our state for 90 years. We offer a full array of products and services available at no cost. To receive confidential, proven assistance, please contact one of our experienced professionals:

Doug Coffey	404-506-3416	hdcoffey@southernco.com
Walt Farrell	404-506-2243	wffarrel@southernco.com
MaryBeth Flournoy	404-506-1560	mflourn@southernco.com
Brenda Robbins	404-506-6617	bkrobbin@southernco.com
Charles Stallworth	404-506-2312	cgstallw@southernco.com



Georgia Power Community & Economic Development

75 Fifth Street NW, Atlanta, GA 30308
econdevga@southernco.com
www.SelectGeorgia.com

